



e-ISSN: 2319-8753 | p-ISSN: 2347-6710

IJIRSET

International Journal of Innovative Research in
SCIENCE | ENGINEERING | TECHNOLOGY

INTERNATIONAL JOURNAL OF INNOVATIVE RESEARCH

IN SCIENCE | ENGINEERING | TECHNOLOGY

Volume 12, Issue 11, November 2023

ISSN INTERNATIONAL
STANDARD
SERIAL
NUMBER
INDIA

Impact Factor: 8.423

9940 572 462

6381 907 438

ijirset@gmail.com

www.ijirset.com

Study on Wind Analysis of Multi-Storied Building with Different Shapes and Different Terrain Category

Ajinkya Kathe ¹, Vishwajeet Kadlag ²

P.G. Student, Department of Civil Engineering, Dr. D Y Patil School of Engineering and Technology, Charholi (BK), Pune, Maharashtra, India¹

Associate Professor & PG Coordinator, Department of Civil Engineering, Dr. D Y Patil School of Engineering and Technology, Charholi (BK), Pune, Maharashtra, India ²

ABSTRACT: ETABS (Extended three dimensional analysis of building system) is the tool to analysing the multi-storey structure. In this study the effect of wind on multi storied structure for the different shapes of structure as well as different terrain category is observed. In addition, the effect of shape on wind analysis is also discussed. The comparison of wind for Rectangular, and -H shape, C shape, L shape Plus shape, Non uniform shape of building structure is presented. The post analysis consist typical characteristic comparison related to storey displacement, storey drift, story stiffness. Etc

KEYWORDS: E-TABS, Multi-storey building, Wind analysis, Storey Drift, storey displacement, story stiffness.

I. INTRODUCTION

In general, for the design of tall buildings wind loads needs to be considered. Governing criteria for carrying out analyses wind loads as per IS 875(Part 3):1987, when wind interacts with a building, both positive and negative pressures occur simultaneously, the building must have sufficient strength to resist the applied loads. Load exerted on the building is transferred to the structural system then passing through the foundation and finally transferred to the ground. The wind pressure is basically a function of exposed basic wind speed, topography, building height, exposed area and shape of the building. Two load cases govern the design of high rise structures, besides dead & live loads: Earthquake loads and wind loads. Here we have concentrated on wind loads. It drastically changes the behaviour of high rise structures as the height and wind speed increases. Usually shear wall is used in the high rise building. To carry out the modelling and analysis for 20 storey building E-TABS software is used. To study the wind motion on these models the structure for static shear wall and steel bracing are used. Comparison of the regular and irregular structures for dynamic properties was studied through the results of displacement, share forces bending moment and storey drift, story stiffness.

1.1: Specifications of structure

Height of structure	64 m
Height of each story	3 m
Thickness of slab	150 mm
Thickness of wall	200 mm

Table 1 : specification of buildings.

1.2: Material properties

Grade of concrete	M 30
Grade of steel	FE 500
Density of concrete	25 cubic m
Density of brick	20 cubic m

Table 2 : specification of materials.

1.3: Specification of loading

Live load	3 KN/M
Wall + floor finish load	24 KN/M
Basic wind speed	39 M/S
Terrain category	1,2,3,4
Importance factor K4	1
Risk co- efficient K1	1.06
Topography factor K	1
Rcc design code	IS 456: 2000
Wind design code	IS 875 part 3 2015




Fig 1: Render view of rectangle shape Building.




Fig 2: Render view of L shape Building.

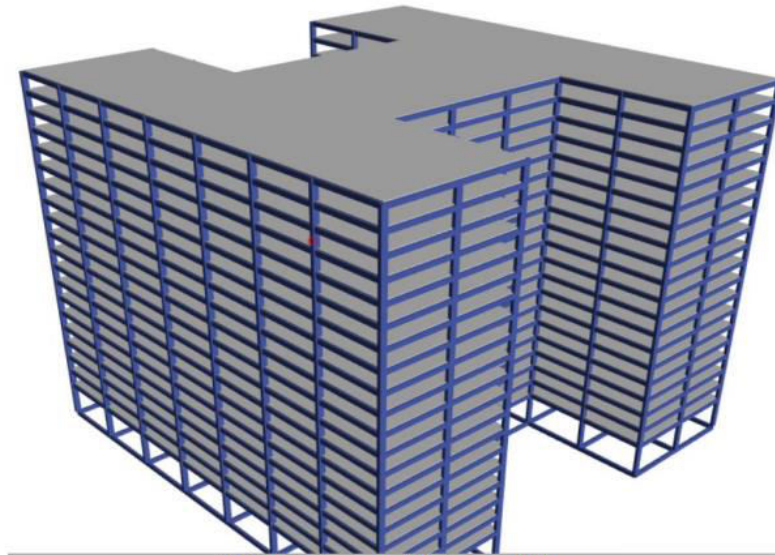


Fig 3: Render view of H shape Building.

II. METHODOLOGY

Draw the various structure of different shapes in e-tab software , assigning the all section and material properties. Also assigning the loads structure for their different terrain category. Analyse the all structures and comparison carried out . The all structures is compare with story displacement, story stiffness and story drift.

III. MODELING AND ANALYSIS

III. ANALYSIS RESULTS

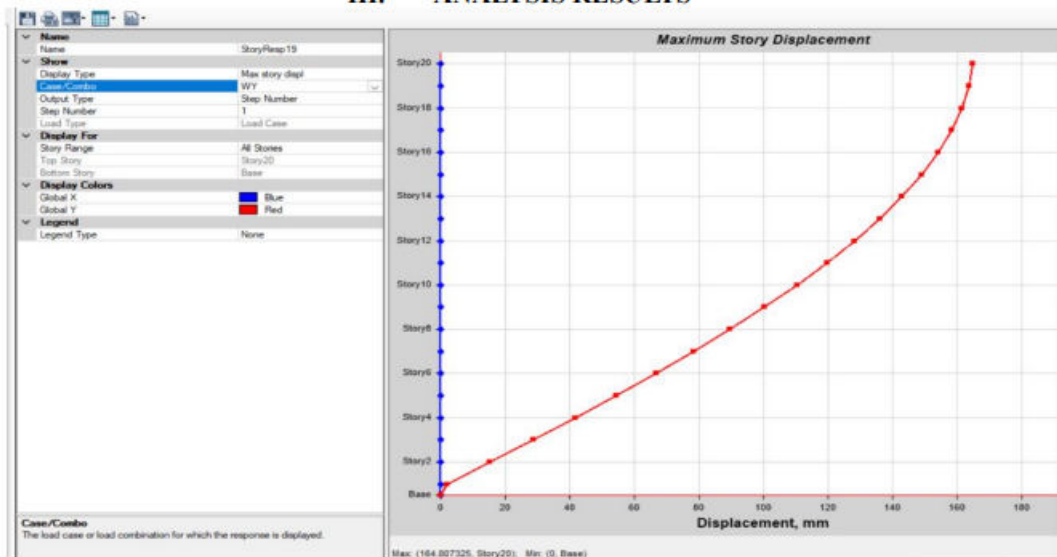


Fig : 4 Story displacement.



Category Shape	Displacement				Story Stiffness				Drift			
	1	2	3	4	1	2	3	4	1	2	3	4
Rectangle	57	51	45	45	4.38	4.37	4.3	4.3	1.62	1.45	1.2	1.22
Non uniform	213	192	170	170	1	1.1	1.1	1.1	6	5.4	4.5	4.5
L	41	36	26	26	450	456	456	456	3.6	3.1	2.3	2.2
H	29	50	40	29	1.07	1.075	1.76	1.78	2.9	5	4	2.95
Plus	205	185	164	164	1.35	1.33	1.32	1.32	6	5.3	4.5	4.5
C	82	91	75	73	2.78	2.78	2.77	2.77	2	2.3	1.7	1.7

Table 4 : Story Displacement ,drift, stiffness results.

IV. CONCLUSION

It can be concluded that for 20 storied buildings with a height of 64 m, by varying its shape and terrain category there will also be variation in the storey drift which will increase with the increase in the height. Similar is the case for joint displacement also. It can be concluded that H-shape and C -shape are the least stable of all the shapes. Rectangle shape and L are the most stable. In case of . Rectangle shape and L shape the stiffness was high as compared to the other cases. The story drift of rectangle and L shape structure is low. Overall analysis suggests rectangular structure for along wind or across wind direction is preferable due to large stiffness, less displacement against wind and low drift.

REFERENCES

1. Adarsh S B*, Sridhar R* (Department of Civil Engineering, Nagarjuna College of Engineering and Technology, Bengaluru, India) International Journal Of Advanced Research in Engineering & Management (IJAREM) ISSN: 2456-2033 || PP. 28-34.
2. Megha Kalra, Purnima Bajpai and Dilpreet Singh The Northcap University, Gurgaon – 122017, Haryana, India; Indian Journal of Science and Technology, Vol 9(48), DOI: 10.17485/ijst/2016/v9i48/105705, December 2016.
3. D.Haritha, 2P. Anuf kumar Civil Engineering Department Sree Vahini Institute of Science and Technology, Tiruvuru. Journal of engineering sciences Vol 12,Issue 7, July/2021 ISSN NO:0377-9254.
4. Anupam Rajmani ational Journal of Civil Engineering and Technology (IJCIET), ISSN 0976 – 6308 (Print), ISSN 0976 – 6316(Online), Volume 6, Issue 2, February (2015), pp. 38-4.



SJIF Scientific Journal Impact Factor

Impact Factor: 8.423



INTERNATIONAL JOURNAL OF INNOVATIVE RESEARCH

IN SCIENCE | ENGINEERING | TECHNOLOGY

 9940 572 462  6381 907 438  ijirset@gmail.com



www.ijirset.com

Scan to save the contact details