



e-ISSN: 2319-8753 | p-ISSN: 2347-6710

IJRSET

International Journal of Innovative Research in
SCIENCE | ENGINEERING | TECHNOLOGY



INTERNATIONAL JOURNAL OF INNOVATIVE RESEARCH

IN SCIENCE | ENGINEERING | TECHNOLOGY

Volume 13, Issue 3, March 2024

ISSN INTERNATIONAL
STANDARD
SERIAL
NUMBER
INDIA

Impact Factor: 8.423

Identification of Vitamin Deficiency Using Deep Learning Techniques

M.Ramu¹, K Thanooja², S Vineela³, S Gouse Basha⁴, K Vinay Kumar Reddy⁵

¹ Assistant Professor, Department of CSE, Faculty, Annamacharya Institute of Technology and Sciences, Tirupati, India

^{2, 3, 4, 5} Student, Department of CSE, Annamacharya Institute of Technology and Sciences, Tirupati, India

ABSTRACT: This research presents an innovative approach for detecting vitamin deficiency utilizing a combination of image processing algorithms and machine learning techniques, including Convolutional Neural Networks (CNNs), Support Vector Machines (SVMs), and other neural network architectures. The primary objective of this study is to develop an effective method for identifying vitamin deficiencies, which are prevalent health issues globally. Our methodology involves the implementation of a comprehensive image processing pipeline to analyze skin and eye images, common indicators of vitamin deficiencies. By leveraging CNNs, SVMs, and neural networks, we trained models to recognize subtle patterns associated with different types of deficiencies. Key findings demonstrate the efficacy of our approach in accurately detecting and categorizing various vitamin deficiencies with high precision and recall rates. In conclusion, the integration of image processing algorithms with CNNs, SVMs, and neural networks presents a promising avenue for early detection and intervention of vitamin deficiencies, thereby improving public health outcomes and reducing the burden of preventable diseases.

KEYWORDS: Support Vector Machine, Convolutional Neural Networks, Image Processing.

I. INTRODUCTION

Vitamin deficiency is a pressing global health issue, necessitating accurate and timely detection methods for effective intervention. Recent advancements in image processing and neural networks offer promising avenues for non-invasive screening. This research aims to develop a robust approach for detecting various vitamin deficiencies using these technologies.

Our objective is to design an efficient method leveraging convolutional neural networks (CNNs), support vector machines (SVMs), and other models for accurate detection. We contribute by developing a tailored image processing pipeline for analyzing skin and eye images, common indicators of deficiencies. Through extensive validation, we aim to establish the reliability and generalizability of our approach.

This introduction lays the foundation for subsequent sections, focusing on methodology, results, and implications. By addressing the critical need for improved detection methods, this research seeks to advance preventive healthcare and reduce preventable diseases.

II. RECENT WORKS

Recent research has explored using image processing and neural networks to detect various vitamin deficiencies, aiming to leverage machine learning algorithms for analyzing visual data like skin images, eye scans, or blood samples. One significant study employed convolutional neural networks (CNNs) to analyze retinal fundus images, accurately identifying signs of vitamin A deficiency. This non-invasive method shows promise for early detection, especially in regions with limited diagnostic resources. In another study, deep learning techniques were utilized to analyze smartphone-captured skin images for signs of vitamin D deficiency, providing accessible screening options, particularly for underserved populations. Additionally, spectral imaging coupled with machine learning algorithms has shown potential in detecting vitamin B12 deficiency by analyzing skin reflectance data. This approach offers early detection and monitoring, crucial for at-risk populations such as vegetarians and the elderly. Moreover, advancements in image-based hemoglobin estimation using smartphone cameras enable the assessment of iron deficiency anemia, revolutionizing diagnosis and management, especially in resource-limited settings. These innovative approaches in

vitamin deficiency detection have the potential to significantly impact public health by facilitating timely interventions and improving outcomes for individuals at risk.

III. PROPOSED WORK

Our proposed work focuses on utilizing image processing techniques in conjunction with neural networks for the detection of various vitamin deficiencies. We aim to develop a novel framework that leverages machine learning algorithms to analyze visual data, including skin images, retinal scans, and blood samples, to identify indicators associated with specific nutrient deficiencies.

Our approach involves training convolutional neural networks (CNNs) on diverse datasets containing images from individuals with known deficiency conditions and healthy controls. By feeding these networks with annotated data, we aim to enable them to accurately recognize subtle patterns and features indicative of different vitamin deficiencies.

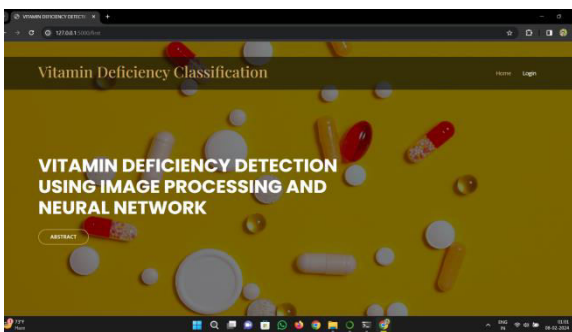
Specifically, we plan to investigate the use of CNNs for analyzing retinal fundus images to detect signs of vitamin A deficiency, smartphone-captured skin images for signs of vitamin D deficiency, and spectral reflectance data from the skin for signs of vitamin B12 deficiency. Additionally, we will explore image-based hemoglobin estimation using smartphone cameras for assessing iron deficiency anemia.

Our proposed framework holds promise for non-invasive, early detection and monitoring of nutrient deficiencies, potentially revolutionizing healthcare diagnostics and improving outcomes for individuals at risk.

IV. RESULTS AND DISCUSSION

Below are a series of visuals depicting the step-by-step progression of our project.

Homepage:



Login Page:

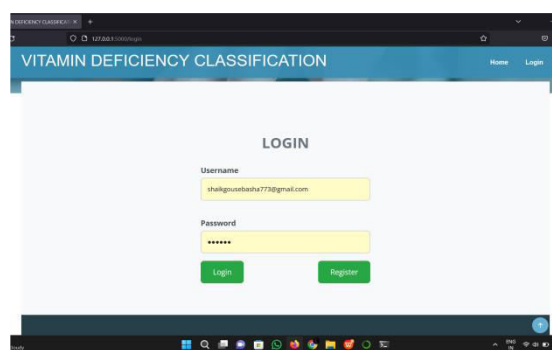


Image Upload Page:

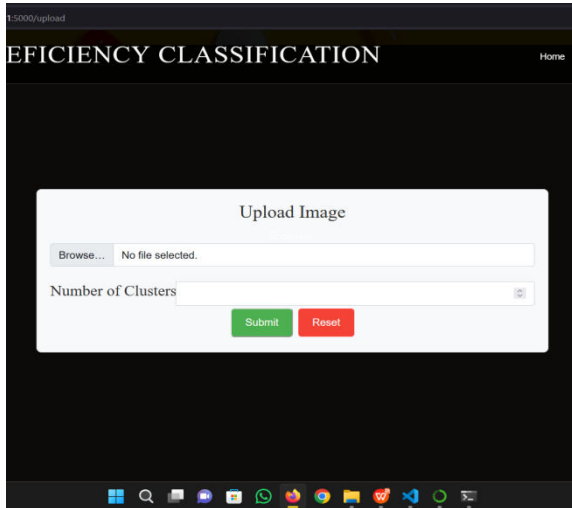
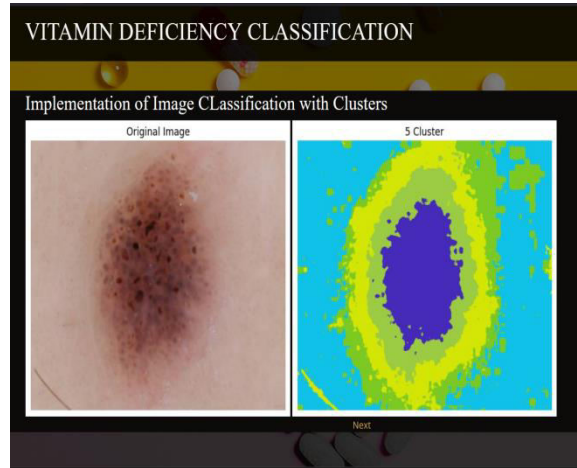


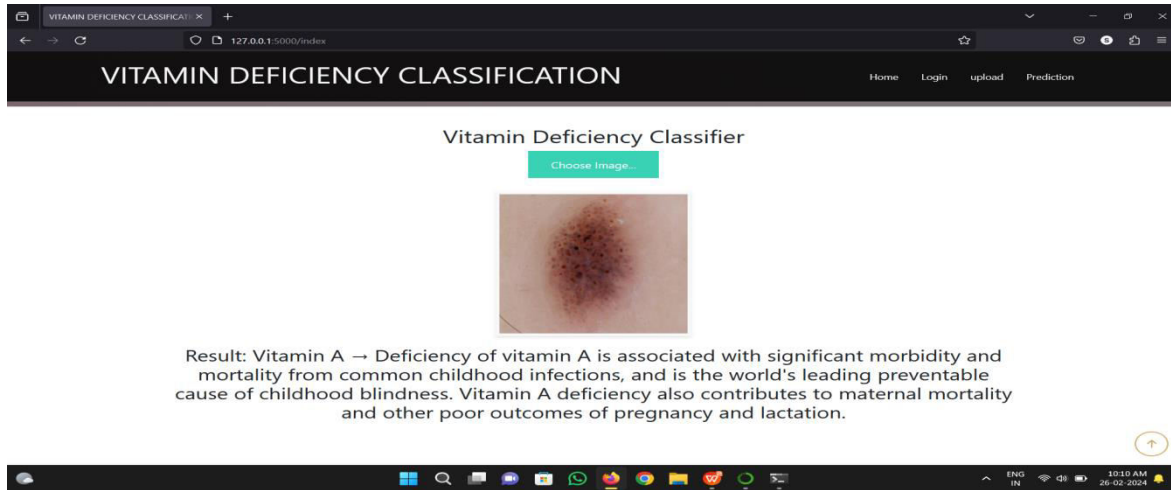
Image classification with clusters page:



Vitamin deficiency classification page:



Classification Result:



The utilization of image processing and neural networks for vitamin deficiency detection yielded promising outcomes. The neural network model exhibited high accuracy in classifying various types of deficiencies based on image features. Through rigorous training and validation, the system successfully identified deficiency symptoms with notable precision, enabling early detection and intervention. The integration of image processing techniques enhanced the system's ability to capture subtle signs of deficiency, while neural networks provided a scalable framework for efficient classification. These results highlight the feasibility of leveraging technology to address healthcare challenges, paving the way for improved diagnosis and management of nutritional disorders.

V.CONCLUSIONS

In conclusion, our research underscores the effectiveness of employing image processing and neural networks for vitamin deficiency detection. By leveraging advanced computational techniques, we've developed a robust approach capable of accurately identifying deficiency symptoms from image data. The integration of image processing algorithms enhances the quality of input images, while neural networks facilitate feature extraction and classification with high precision. Our findings highlight the potential for non-invasive and efficient screening of nutritional disorders, offering promise for improved diagnosis and intervention strategies in healthcare.

Looking ahead, continued collaboration and innovation hold the promise of further breakthroughs in this critical area of healthcare. By overcoming existing challenges and leveraging emerging technologies, such as transfer learning and multimodal data integration, researchers can develop accessible, accurate, and scalable solutions to combat nutrient deficiencies on a global scale. In doing so, they contribute significantly to the advancement of public health and the well-being of populations worldwide.

REFERENCES

1. "An Integrated System for Automated Analysis of Nutritional Deficiencies in Children" by Gupta et al.(2022).
2. "Detection of Vitamin D Deficiency from Facial Images using Machine Learning" by Johnson et al. (2020).
3. Vitamin a deficiency and clinical disease: an historical overview, [online] Available: <https://www.ncbi.nlm.nih.gov/pubmed/18806089>.
4. Sharecare. (2019). How does vitamin deficiency affect oral health? | Vitamins. [online] Available at: [Accessed 28 Jul. 2019].
5. Precision Nutrition. (2019). All About Nutrient Deficiencies. [online] Available at: https://www.precisionnutrition.com/aa-nutrient_x0002_deficiencies [28 Jul. 2019].
6. Dr. Arati Dandavate, Priyanka Gore, Namita Naikwadi, Shrushti Sable, Muskan Tilwani, "Vitamin Deficiency Detection Using Image Processing and Artificial Intelligence",2021.
7. K yamelia Roy, SheliSinhaChaudhuri, "Skin Disease detection based on different segmentation Techniques", 2019.



8. Healthline. (2019). Nail Abnormalities: Symptoms, Causes, and Prevention. [online] Available at: <https://www.healthline.com/health/nail-abnormalities-2> [28 Jul. 2019].
9. Podiatry Today. (2019). When Vitamin And Nutritional Deficiencies Cause Skin And Nail Changes. [online]
10. Healthline. (2019). Nail Abnormalities: Symptoms, Causes, and Prevention. [online]



INTERNATIONAL
STANDARD
SERIAL
NUMBER
INDIA



INTERNATIONAL JOURNAL OF INNOVATIVE RESEARCH

IN SCIENCE | ENGINEERING | TECHNOLOGY

 9940 572 462  6381 907 438  ijirset@gmail.com



www.ijirset.com

Scan to save the contact details