

International Journal of Innovative Research in Science, Engineering and Technology

(A High Impact Factor, Monthly, Peer Reviewed Journal)

Visit: www.ijirset.com

Vol. 8, Issue 3, March 2019

Wheel Defect Detection with Advanced Machine Learning Algorithms

Ketulkumar Govindbhai Chaudhari,

Department of Information Technology, University of The Potomac, USA

ABSTRACT: Wheel defects on railroad carts have been distinguished as a significant wellspring of harm to the railroad framework and moving stock. They likewise because clamor and vibration outflows that are exorbitant to relieve. We propose two machineslearning to automatically identify these wheel defects, given the wheel vertical power estimated by a forever-introduced sensor framework on the railroad organization. Our techniques automatically learn various sorts of wheel defects and foresee during ordinary activity if a wheel has a deformity or not. The primary technique depends on novel highlights for grouping time arrangement information, and it is utilized for order with a help vector machine. To assess our technique, we build different informational collections for the accompanying imperfection types: level spot, shelling, and non-roundness. We beat old-style deformity recognition techniques for level spots and exhibit expectations for the other two imperfection types unexpectedly. Roused by the ongoing achievement of artificial neural networks for picture order, we train custom artificial neural networks with convolutional layers on 2-D portrayals of the estimation time arrangement.

KEYWORDS: vector machines, supervised learning, artificialneural networks, Machine learning, statistical learning

I. INTRODUCTION

Early discovery of genuine wheel defects on cargo trains is a fundamental part of forestalling harm to the railroad foundation and furnishing the train administrators with convenient data on important fixes that can forestall further disintegration of the wheels. Wheel defects of railroad vehicles legitimately cause an expansion in wearing down of and harm to the railroad foundation, e.g., the track frameworks or the structural designing works, consequently adding extra expenses to upkeep and fix and prompting a diminished lifetime and accessibility of moving stock[1].The negative impacts of wheel defects fundamentally abbreviate the life range of the railroad foundation. The life expectancy of railroad connects, for example, is determined with an accepted maximal dynamical heap of 21 tons. Because of wheel defects, the happening dynamical burden can be as much as 50 tons, or 270% higher than the hypothetically expected greatest, accordingly shortening the life expectancy. Wheel defects likewise quicken split development on the rail tracks and lead to the rail framework's untimely disappointment. In this paper, we propose a method of identifying short wheels. This classification method vows to expand the railroad infrastructure's dependability, lessen the expense of cargo train activity, and spare different speculations on noise protection measures[2]. To arrive at this objective without the expensive development of additional estimation locales or recently assembled sensors, we propose the utilization of measurable methods that permit us to automatically review the current information and concentrate the data about damaged wheels. Our proposed methods neither require a model of the estimation framework nor train elements or wheel defects. The methods empower us to foresee defects on wheels where there is no earlier comprehension of how these defects show themselves in the estimations. The methods recognize and arrange various kinds of defects dependent on estimations during an ordinary activity where they pass the estimation destinations at full operational speed.

International Journal of Innovative Research in Science, Engineering and Technology

(A High Impact Factor, Monthly, Peer Reviewed Journal)

Visit: www.ijirset.com

Vol. 8, Issue 3, March 2019

II. MEASUREMENT SYSTEM AND DEFECT TYPES

Wheel Load Checkpoint

The infrastructure division of the Swiss railroad administrator SBB works and keeps up one of the world's most intensely utilized railroad organizations. In 2010, 95.4 km of trains voyaged one kilometer of track primarily this worth reports the most critical use of organization limit in the world. Automatically observing trains and organization are essential to limit the danger of occurrences that rapidly influence the planning of trains on the organization[3]. SBB infrastructure works an incorporated wayside train observing framework that controls wellbeing pertinent parts of the railroad traffic and infrastructure. As a feature of this framework, the wheel load checkpoints (WLC) measure vertical power through strain measures introduced on the rails. These gadgets are utilized for watching maximal hub load, maximal trainload, load removal, and grave wheel defects[4]. Our examination explores the utilization of machine learning methods to abandon and characterize wheel defects based on the information acquired through these wheel load checkpoints[5]. Each WLC comprises four 1m long estimation bars with four strain checks (alluded to as sensors in the accompanying) per estimation bar. Since two estimation bars with four sensors are introduced on each side, each wheel that runs over the WLC is estimated multiple times at various pieces of the wheel.

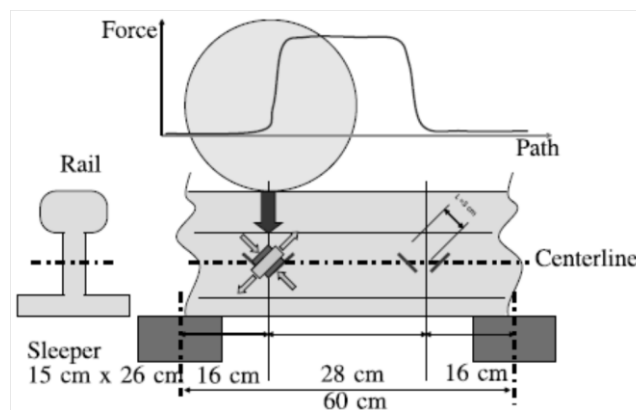


Fig 1: one sensor on a measurement bar of the WLC

The strain checks are introduced opposite the railroad track's centerline, and they are consolidated into one vertical wheel power estimation. One sensor covers around 30cm of the wheel outline. The wheel load checkpoints are introduced on different vital destinations on the railroad network: ten on the outskirts to Switzerland at the passageway to the rail line network kept up by SBB and twelve inside the network[6].

Railway Wheel Defects

A moderately, indeed known wheel deformity type is the level spot or wheel level. This deformity happens when the wheel quits pivoting (for example, during a crisis brake) and is hauled along the track. Fig.2 shows a picture of a level spot on a railroad wheel of SBB and the relating romanticized estimation acquired by the WLC if the level spot straightforwardly hits a sensor of the estimation framework[5]. Grave wheel pads can be identified by taking a gander at necessary insights to estimate if the deformity hits the sensor impeccably. To be ready to recognize level spots that are less grave or do not hit a sensor legitimately, further developed machine learning methods are required[7].

International Journal of Innovative Research in Science, Engineering and Technology

(A High Impact Factor, Monthly, Peer Reviewed Journal)

Visit: www.ijirset.com

Vol. 8, Issue 3, March 2019




Fig 2:Figure of a severe flat spot on a train wheel of SBB.

Aside from level spot, other regular wheel defects on railroad vehicles are non-roundness and shelling. Wheels with the non-roundness impact the vibration and noise radiated by a passing train, and, in this manner, they are a significant sort of imperfection to identify. Non-roundness, rather than shelling and level spot, is a non-discrete sort of deformity[6]. This portrayal implies that the imperfection influences an enormous aspect of the wheel and changes its shape in a non-neighborhood way.

III. TIME SERIES REPRESENTATION FOR DEFECT DETECTION

A significant advance in any machine learning method is finding a portrayal of the first estimations that uphold segregation between various classes. For example, the mean of the estimation sign of a wheel with or without a level spot harmonizes if the hub's heaviness is the equivalent and the imperfection impeccably hits a sensor. The standard deviation then again contrasts fundamentally since the power applied on the track is a lot higher for a wheel with the level spot than for non-blemished wheels. For different kinds of defects like shelling, this perception does not hold, as the change of the deliberate power does not fundamentally contrast from a non-inadequate wheel, yet there is a reasonable distinction in higher recurrence groups of the estimation [8]. These perceptions recommend decaying the sign by a multiscale wavelet examination to remove demonstrative recurrence highlights for time arrangement information.

Wavelet Transform

The symmetrical wavelets given by definition at various scales 2^j settle the first sign at various goals. The DWT would thus be able to be utilized to develop a multiresolution signal guess. An equal method of figuring the DWT is bypassing the first sign through a progression of suitable high-pass and low-pass channels and sub-inspecting tasks, where at each level, the yield of the high-pass channel is put away as the detail coefficients for that level and the yield of the low-pass channel is disintegrated further at the following level until level $T = \log(n)$ is reached, where n is the length of the first sign[9]. If the high-pass and low-pass channels in this channel bank are gotten from the kid wavelets in Equation 1, the detail coefficients (C_1, \dots, C_T) compare precisely to the wavelet coefficients. The wavelet change has been broadly utilized in fields going from biomedical sign preparation, geosciences to picture pressure. Since weight estimation signals and the deformity impacts on the sign are both restricted as expected and recurrence, the wavelet change unequivocally encodes this neighborhood annoyance and, this way, has an advantage over the Fourier change in our application.

International Journal of Innovative Research in Science, Engineering and Technology

(A High Impact Factor, Monthly, Peer Reviewed Journal)

Visit: www.ijirset.com

Vol. 8, Issue 3, March 2019

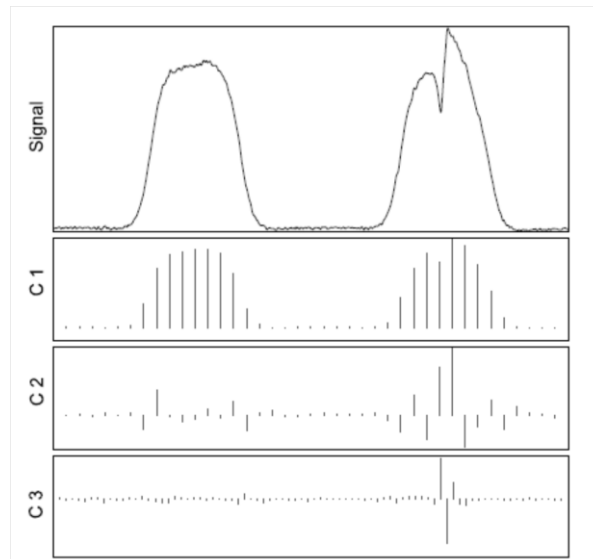


Fig 3: Signals and wavelet coefficients at different levels (C1 to C3) of a defective (right) and non-defective (left) wheel.

Measurement Site

Each wheel load checkpoint displays distinctive physical qualities because of little contrasts in the ground underneath the tracks and the track's arch before the checkpoint. These qualities change wheel load estimation. Little lopsidedness in the tracks likewise shows themselves as noise or little knocks in the sign.

This way, we include the wheel load checkpoint site as an extra component to empower different expectations depending on the estimation site[10]. We encode this data as a unary code or a one-hot vector, where each measurement speaks to a site and is 1 in particular for estimations from that site.

Load Normalized Features

Notwithstanding the wavelet features registered on the apparent multitude of sensors' full linked signs, we likewise figure wavelet features for every sensor independently. Though the element development depends on the full sign sought after the system to catch, much data could reasonably be expected. The objective here is to build standardized features for load estimation.

Load

A train with various load yet similar carts brings about various wheel estimations for a similar imperfection type since the train's heaviness assumes an impressive job of how the deformity applies its weight on the sensors. Another significant motivation to add data about the load to the list of capabilities emerges from the accompanying perception: certain imperfection classes like nonroundness generally change the normal of a sensor perusing, yet possibly influence higher request data. For example, an oval wheel will bring about a higher load estimated by a portion of the sensors and lower load by others, yet it will not be recognized as a deformity wheel by singular load standardized estimations.

IV. CLASSIFICATION OF WHEEL DEFECTS

Recognition and classification of wheel defects add up to gather from a vertical power estimation x of a wheel if a wheel is faulty or not. Numerically, a capacity $f(\cdot)$ either encode the double data that a deformity is available or missing or its imperfection class when we can separate the deformity classification. To accomplish this objective, we use sets of

International Journal of Innovative Research in Science, Engineering and Technology

(A High Impact Factor, Monthly, Peer Reviewed Journal)

Visit: www.ijirset.com

Vol. 8, Issue 3, March 2019

estimations of wheels to prepare choice capacities for certain deformity types and non-deficient wheels[11]. At that point, we utilize this preparation set of estimations and marks (the sort of imperfection) to automatically discover a capacity that is relied upon to anticipate the defects of wheels not seen during preparation precisely.

Support Vector Machine

One of the most mainstream models to discover such a capacity is Support Vector Machines (SVM). An SVM finds a straight capacity defined by the vector w that maximally isolates the two classes during preparation. It accomplishes this partition by boosting the edge between the two classes' purposes in highlight space, or comparably by limiting the regularized exact risk where we limit the experimental risk over the boundaries (w, b) that encode the hyperplane isolating the two classes. $y_i \in (-1, +1)$ is the name (class enrollment) of the i^{th} model in the preparation set, x_i signifies the element vector of the i^{th} estimations, and $\max(0, 1 - z)$ is the pivot misfortune. Estimations of another wheel x would now be able to be arranged with the accompanying choice principle:

$$y := \text{sgn}(W^T x + b) \quad (1)$$

This decision rule (1) communicates its reliance simply by a scalar item between loads w and the component vector x . Along these lines, we can demonstrate non-straight choice capacities by supplanting the scalar item with a kernel [12]. A helpful decision is a Gaussian outspread premise kernel function of the $k(x_i, x_j) = \exp(-\gamma \|x_i - x_j\|)$. Feature vectors x_i, x_j . We would now be able to communicate the minimization issue above in the double and utilize the kernel trick to learn boundaries α_i and get the new classification rule.

$$y = \text{sgn}(\sum_{i=1}^n \alpha_i y_i k(x_i, x) + b) \quad (2)$$

To decide the ideal boundaries for regularization λ also, scale γ , we amplify exactness on cross-validation folds.

Classification with DNN

With the logistic loss function $\log(1 + \exp(-y_i w^T x))$ we get regularized logistic relapse. This enhancement issue has the bit of leeway that advancement calculations gauge probabilities of the class probabilities in expansion to the twofold marks. Utilizing the softmax function rather than the logistic loss, this advantage can be summed up to a self-assertive number of classes. We will utilize these likelihood gauges through a Soft Max-layer in our DNN to join the yield of multiple classifiers for various estimations of a similar wheel.

For a given info and C classes, its log-likelihood for having a place with class i equals to

$$p(v|i) = \log\left(\frac{\exp(v_i)}{\sum_{j=1}^C \exp(v_j)}\right) \quad (3)$$

Where $(v_i)_{1 \leq i \leq C}$ is the top-layer features of the network. The delicate max function above is not just utilized for DNNs however, likewise in numerous multiclass classification methods. For logistic regression or in dynamical framework assessment with the various model adaptive assessment.

V. CONCLUSION

We have introduced two machine learning methods for deformity location on railroad train wheels. The methods dissect different time arrangement of the vertical power of a wheel under operational speed and yield if a wheel has an imperfection or not. The two methods are prepared automatically on estimations assembled from blemished and non-imperfect wheels. The first method depends on novel general wavelet features for time arrangement. We plan cyclic move invariant artificial neural networks to discover wheel pads and non-round wheels that model the relationship between the estimations characteristic to these defects. To assess our methods, we gather two informational collections from various sources and exhibit improved execution for anticipating level spot, shelling, and non-roundness. The methods produced for this work are now being executed as a feature of the SBB wayside train observing framework. To improve the preparation's nature, test information RFID labels will be sent to empower the significant relationship between deformity marks and estimations.

International Journal of Innovative Research in Science, Engineering and Technology

(A High Impact Factor, Monthly, Peer Reviewed Journal)

Visit: www.ijirset.com

Vol. 8, Issue 3, March 2019

REFERENCES

- [1] P. Huber, B. Nélain, and R. Müller, “RIVAS—Mitigation measures on vehicles (WP5); experimental analysis of SBB ground vibration measurements and vehicle data,” in *Noise and Vibration Mitigation for Rail Transportation Systems*. Berlin, Germany: Springer, 2015, pp. 531–538.
- [2] Y. Li and S. Pankanti, “Anomalous tie plate detection for railroad inspection,” in *Proc. 21st Int. Conf. Pattern Recognit. (ICPR)*, 2012, pp. 3017–3020.
- [3] T. K. Ho *et al.*, “Signature analysis on wheel-rail interaction for rail defect detection,” in *Proc. 4th IET Int. Conf. Railway Condition Monitor.*, 2008, pp. 1–6.
- [4] Vishal Dineshkumar Soni. (2018). ROLE OF AI IN INDUSTRY IN EMERGENCY SERVICES. *International Engineering Journal For Research & Development*, 3(2), 6. <https://doi.org/10.17605/OSF.IO/C67BM>
- [5] M. Imani and U. Braga-Neto, “Optimal gene regulatory network inference using the Boolean Kalman filter and multiple model adaptive estimation,” in *Proc. 49th Asilomar Conf. Signals, Syst. Comput.*, 2015, pp. 423–427.
- [6] N. Nenov, E. Dimitrov, V. Vasilev, and P. Piskulev, “Sensor system of detecting defects in wheels of railway vehicles running at operational speed,” in *Proc. 34th Int. Spring Seminar on Electron. Technol. (ISSE)*, 2011, pp. 577–582.
- [7] Ankit Narendrakumar Soni (2018). Data Center Monitoring using an Improved Faster Regional Convolutional Neural Network. *International Journal of Advanced Research in Electrical, Electronics and Instrumentation Engineering*, 7(4), 1849-1853. doi:10.15662/IJAREEIE.2018.0704058
- [8] J. Nielsen, “Out-of-round railway wheels,” in *Wheel–Rail Interface Handbook*, R. Lewis and U. Olofsson, Eds. Sawston, U.K.: Woodhead Publishing, 2009, pp. 245–279.
- [9] Vishal Dineshkumar Soni. (2018). Artificial Cognition for Human-robot Interaction. *International Journal on Integrated Education*, 1(1), 49-53. <https://doi.org/10.31149/ijie.v1i1.482>
- [10] Z. Wang and T. Oates, “Encoding time series as images for visual inspection and classification using tiled convolutional neural networks,” in *Proc. 29th AAAI Conf. Artif. Intell. Workshops*, 2015.
- [11] Ankit Narendrakumar Soni (2018). Image Segmentation Using Simultaneous Localization and Mapping Algorithm. *International Journal of Scientific Research and Engineering Development*, 1(2), 279-282.
- [12] Karunakar pothuganti (2013) ‘An Efficient Architecture for Lifting Based 3D-Discrete Wavelet Transform’ *International Journal of Engineering Research & Technology (IJERT)*, Vol. 2 Issue 12, December – 2013 ISSN: 2278-018