

International Journal of Innovative Research in Science, Engineering and Technology

(A High Impact Factor, Monthly, Peer Reviewed Journal)

Visit: www.ijirset.com

Vol. 8, Issue 11, November 2019

Activated Recommending to Extracted Tweets

Prachi Kulkarni, D.K.Chitre

Student, Department of Computer Engineering, Terna Engineering College, Maharashtra, India

Professor, Department of Computer Engineering, Terna Engineering College, Maharashtra, India

ABSTRACT: In social network worldwide there are a lot of people having twitter accounts. Every new and old user trying to create a new account in twitter for his own purposes like they can follow and tweet to the celebrity and the popular persons but some users giving the fake details in their profile like country, place, and locations. Twitter a micro blogging service that enables users to post messages (“tweets”) of up to 140 Characters supports a variety of communicative practices; participants use Twitter to converse with individuals, groups, and the public at large, so when conversations emerge, they are often experienced by broader audiences than just the interlocutors. This paper examines the practice of retweeting as a way of intelligence commenting in a group likewise digital marketing by which participants can be “in a conversation.” While retweeting has become a convention inside Twitter, participants embrace it for diverse reasons and using varying styles. Our data and analysis reveal the messiness of retweeting by highlighting how issues of authorship, attribution, and communicative fidelity are negotiated in diverse ways. Using a series of case studies and empirical data, this paper maps out different conversational aspects of retweeting digital intelligence commenting.

KEYWORDS: geo-location, twitter, real-time, classification

I. INTRODUCTION

In social network is the most trending way on the internet surfing and also the twitter is one of the ways on trending in the Social network. It is used to any kind of activities like updates the current news, tweets about the popularity person and politician etc. API is free to use with the help of Google API. Google-API is a key for google-map to locate the geo-location. It will locate the users' current location, for example, geocoding and geo-tagging are utilized to activate extra social fluctuation. User agreed area information or geo-location approach can enable online networks to interface and arrange users with surrounding public or appearance that suit their interests.

A conversation is most commonly bounded in time, space and social context. Whether sitting around a table or talking on the telephone, conversations typically include a known, fixed set of participants who are assembled in real time in a particular social context for the purpose of talking to one another. The growth of computer-mediated communication, social media and networked publics has shown that conversations can take place asynchronously and unbounded in space or time, but they are most often nevertheless bounded by a reasonably well-defined group of participants in some sort of shared social context. One kind of conversation that does not have a bounded set of participants is the kind described by marketers, celebrities, and politicians when they seek to be “in conversation” with their customers, fans, or constituents. These conversations do not typically involve direct dialogue, but a public interplay of voices that gives rise to an emotional sense of shared conversational context. Thus, the participants are no longer bounded except by a loosely shared social context. Because of Twitter’s structure, which disperses conversation throughout a network of interconnected actors rather than constraining conversation within bounded spaces or groups, many people may talk about a particular story at once, such that others have a sense of being surrounded by the story, despite perhaps not being an active contributor in the conversation. The stream of messages provided by Twitter allows individuals to be peripherally aware of discussions without being contributors.

The spread of tweets is not simply about getting messages out to new audiences, but also about validating and engaging with others. As a result of retweeting, some users get a sense of being a part of a broader conversation even when they themselves do not contribute.

International Journal of Innovative Research in Science, Engineering and Technology

(A High Impact Factor, Monthly, Peer Reviewed Journal)

Visit: www.ijirset.com

Vol. 8, Issue 11, November 2019

1.1 Background

[1] Web-based social network is enormously prevalent, with billions of users' crosswise over the different stage. The investigation of social media has taken into account further investigation into questions postured by PC researchers, social researchers, furthermore, others. Online network posts labeled with the area have given intends to specialists to perform significantly more profound examination into their information. While area data takes into account rich knowledge of social media information, not very many posts are expressly labeled with geographic data. Retweeting is also an important practice to analyse because of the issues it raises concerning authorship, attribution, and communicative fidelity. In an environment where conversations are distributed across the network, referents are often lost as messages spread and the messages themselves often shift. What participant's value and the strategies they use when retweeting reveal salient aspects of the conversations they seek to create on Twitter.

1.2 Motivation

This idea depends on the certainty that people for the most part act uniquely in contrast to the fakes, along these lines, identifying this conduct will prompt the noteworthy of the mock profiles. Here they are using dataset also, social network online service sites, for example, Twitter turns the users' interest in the world and their social media with interpersonal interaction has influenced their life. Twitter is a microblogging service that was founded in early 2006 to enable people to share short textual messages—"tweets"—with others in the system. Because the system was originally designed for tweets to be shared via SMS, the maximum length of a tweet is 140 characters. Though the service evolved to include more uses besides SMS, such as web and desktop clients, this limitation persisted, and so was re-narrated as a feature. Twitter's Creative Director Biz Stone argues, "Creativity comes from constraint" [6]. The approach followed in this paper with respect to the set of the informed users prevents underestimating the extent of information propagation of specific topics within Twitter network, as it will be shown via the numerical evaluations. Furthermore, we thoroughly examine several hashtag categories studying the adaptation of the epidemic model for each one of them. Specifically, there exist hashtag types that require time-varying infection rates for properly describing them, whereas others require constant rates for capturing more precisely the real information propagation taking place in the Twitter network. Our model is shown via evaluations to be well adapted to all hashtag categories, if the "Social Web" is the latest evolution of the Web where information is generated very quickly, consumed by millions of users, and updated quickly by others through commenting, replying, transferring, etc. This is practiced by people who differ in culture, knowledge, background, ideology, etc.

II. LITERATURE SURVEY

Twitter is a microblogging service that was founded in early 2006 to enable people to share short textual messages "tweets" with others in the system. Because the system was originally designed for tweets to be shared via SMS, the maximum length of a tweet is 140 characters. Though the service evolved to include more uses besides SMS, such as web and desktop clients, this limitation persisted, and so was re-narrated as a feature. Twitter's Creative Director Biz Stone argues, "Creativity comes from constraint" [6].

Twitter is not universally adopted—only 11% of American adults use Twitter or similar tools [2]. Yet, with millions of active users, many of whom are quite passionate, Twitter supports an active community with its own set of unique practices that are valuable to examine.

Twitter combines elements of social network sites [3] and blogs [3], but with a few notable differences. Like social network sites, profiles are connected through an underlying articulated network, but these connections are directed rather than undirected; participants can link to ("follow") others and see their tweets, but the other user need not reciprocate. Like blogs, participants' Twitter pages show all of their tweets in reverse chronological order, but there is no ability to comment on individual posts. User profiles are minimal and public, but users can make their tweet stream public or protected (a.k.a. private); the default and norm is public. The central feature of Twitter, which users see when they log in, is a stream of tweets posted by those that they follow, listed in reverse chronological order. Participants have different strategies for deciding who they follow—some follow thousands, while others follow few; some follow only those that they know personally, while others follow celebrities and strangers that they do not know, but simply

International Journal of Innovative Research in Science, Engineering and Technology

(A High Impact Factor, Monthly, Peer Reviewed Journal)

Visit: www.ijirset.com

Vol. 8, Issue 11, November 2019

find interesting. Although people can interact with Twitter directly through the website, there are many third party applications available, ranging from mobile and desktop Twitter clients to tools that allow participants to track popular topics, who un-follows whom, and how popular different users are. The ecosystem around Twitter is extensive because Twitter makes an API available for developers. For a more detailed guide to Twitter, see [4].

Twitter participants are constrained to expressing themselves in 140 characters. As participants embraced the technology and its affordances, a series of conventions emerged that allowed users to add structure to tweets. For example, users developed ways to reference other users, converged on labels to indicate topics, and devised language to propagate messages. To address one another, Twitter participants began using the @ symbol to refer to specific users (e.g., @amandpalmer). This syntax convention stems from an older IRC practice and serves two purposes: 1) to direct messages to specific people as though sending the message to them (also known as @replies), which Honeycutt and Herring refer to as “addressivity” [8]; and 2) to obliquely reference another user (e.g. “I saw @oprah’s show today”). Topics are indicated through the combination of a hashtag (#) and a keyword. The practice of using keywords to label tweets most likely parallels the use of “tags” to freely categorize web content. Tagging gained visibility with social bookmarking [5], but has expanded to other social media genres, including blogs. The practice of using hashtags may stem from a history among computer programmers of prefacing specialized words with punctuation marks, such as \$ and * for variables and pointers, or the # sign itself for identifying HTML anchor points.

There is no consistent syntax to indicate a retweet, attribution is inconsistent, the 140-character limitation and other factors prompt users to alter the original message, and adding commentary is prevalent. Furthermore, people use retweet language to reference content from other media and when paraphrasing others’ tweets. As a result, the text and meaning of messages often change as they are retweeted and the inconsistent syntax makes it difficult to track the spread of retweets. In tracking and examining retweets, we had to account for these issues. While these practices were not built into Twitter, Twitter responded to some user convention by building the collectively established syntax into the system. @user now results in a hyperlink to that user’s Twitter page, and a special page exists so users can see all the @messages mentioning them in a single page; users are also provided with a button to @reply to any given message which helps track the referent. Hashtags show up in Twitter search and in its “trending topics.” Retweeting has not been integrated into Twitter in any form. Third-party services also extend these practices through tracking (e.g., hashtags.org tracks hashtags) and providing buttons that format a retweet and include the original tweet. Yet, third party apps use a variety of different syntax conventions, adding to the messiness of retweeting.

III. PROPOSED SYSTEM

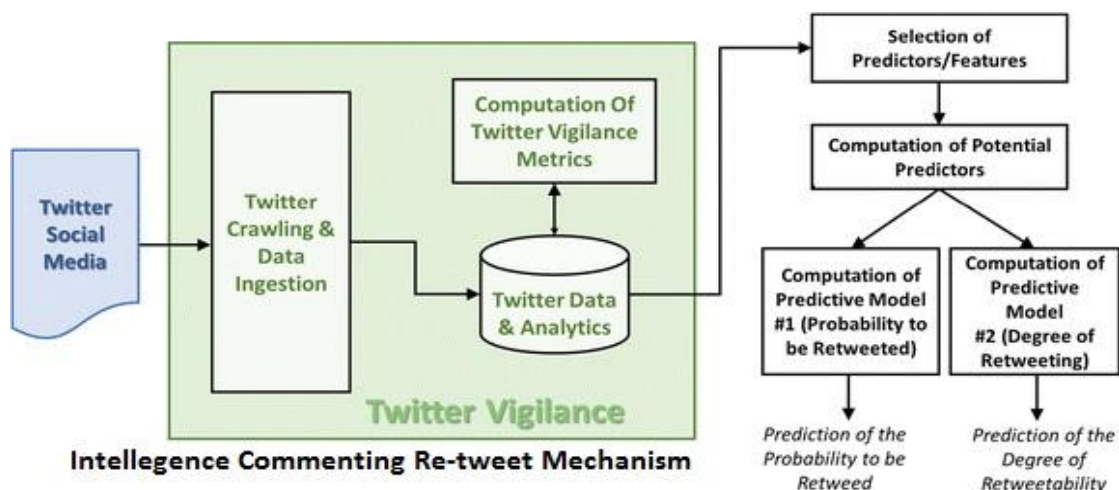


Fig 3.1 Proposed Methodology

International Journal of Innovative Research in Science, Engineering and Technology

(A High Impact Factor, Monthly, Peer Reviewed Journal)

Visit: www.ijirset.com

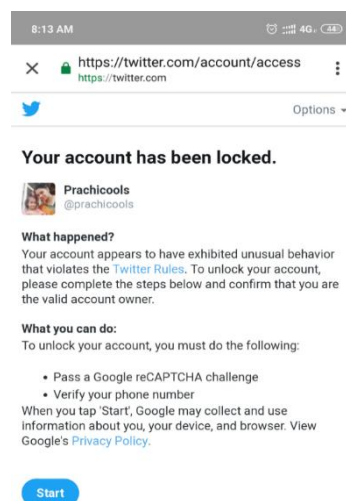
Vol. 8, Issue 11, November 2019

According to the above presented state of the art, retweeting is a powerful mechanism to diffuse information on Twitter. The number of retweets of a tweet can be considered as a measure of how much the produced tweet has been effective in propagating the information, which is one of the major motivations for tweeting on Twitter.com. The proposed study aims at identifying the values of tweets' features which may determine the degree of retweeting and, as a side effect to understand the mechanisms which may determine retweeting in Twitter. The main goal is to create a predictive model for assessing the degree of retweeting, and thus to classify tweets in terms of certain classes for their degree of retweeting. The computational process at the end is performed through the following steps as depicted in Fig.3.1 and better described as follows:

1. Collection of the data from Twitter.com by crawling them by using Twitter Vigilance platform and tools on the basis searches and channels. The platform allows computing simple metrics for counting tweets/retweets for search and channel, extracting relationships among users, etc. Selection of predictors/features from collected data and metrics.
2. Computation of potential predictors: a statistical criterion is applied to identify the statistically significant features. The use of an exploratory method is a crucial issue not only for ranking the variables before the construction of a prediction model, but also to give the phenomenon's first interpretation and to understand the underlying data structure.
3. Computation of a predictive model for the assessment of the binary probability to be retweeted or not.
4. Computation of a model to predict the degree of retweeting. The results have been obtained by comparing several different computational alternatives and approaches and selecting the better ranked and the most relevant metrics as described in the following.

IV. ALGORITHMS

The computation of a probability relies on three dimensions: social, semantic, and temporal. We denote $pu_{1u_2}(i, t)$ the diffusion probability of information i (described by its topic c_i) at time t between users u_1 (sender) and u_2 (receiver). The attributes we derive from these dimension are either numerical values varying between 0 and 1 or Boolean values translated into integer values (i.e., 0 or 1). Their calculation is based on user activity for a month.



Success:

1. User tweets the message and after detect the data set by using verifying user's tweets.
2. User gets result very fast according to their needs.

International Journal of Innovative Research in Science, Engineering and Technology

(A High Impact Factor, Monthly, Peer Reviewed Journal)

Visit: www.ijirset.com

Vol. 8, Issue 11, November 2019

V. ALGORITHM USED

1. Retweet Algorithm

Input: labelled training set $\{\psi_1, \dots, \psi_N\}$, unlabelled tweets $T_{\text{unlabelled}}$, a binary classification algorithm Φ

Output: manually labelled selected tweets T_m

Process:

Step 1: $T_{\text{labelled}} \leftarrow \bigcup_{i=1}^N \psi_i$

// Use Φ to create a classifier Cls from T_{labelled}

Step 2: Cls $\leftarrow \Phi: T_{\text{labelled}}$

// $T_{\text{unlabelled}}$ is classified as T_{retweet}

Step 3: $T_{\text{tweet}} + T_{\text{retweet}} \leftarrow T_{\text{unlabelled}}$

// Merge tweets T_{tweet} classified by Cls into T_{labelled}

Step 4: $T_{\text{ex}} \leftarrow T_{\text{labelled}} + T_{\text{tweet}}$

// use T_{ex} to re-train the classifier Cls

Step 5: Cls $\leftarrow \Phi: T_{\text{ex}}$

// determine the incoming tweet's suitability for selection

Step 6: $U \leftarrow \emptyset$

Step 7: for $i = 1$ to k do

Step 8: if U_i meet the selection criteria S then

Step 9: $U \leftarrow (U \cup U_i)$

Step 10: end if

Step 11: end for

// manually labelling each u_i in U

Step 12: $T_m \leftarrow \emptyset$

Step 13: for $i = 1$ to k do

Step 14: manually label each u_i

Step 15: $T_m \leftarrow T_m \cup U_i$

Step 16: end for

VI. RESULTS AND DISCUSSION

In this section, we compare the numerical results obtained via base paper on the evolution of the number of searched Twitter users over time and the corresponding evolution derived from our data set for each hashtag.

Note that since we do not know explicitly the average number of followers of a Twitter user (to the best of our knowledge, we have not found a relevant result in the literature), we train the model to obtain some result based on parameters we got for the search data.

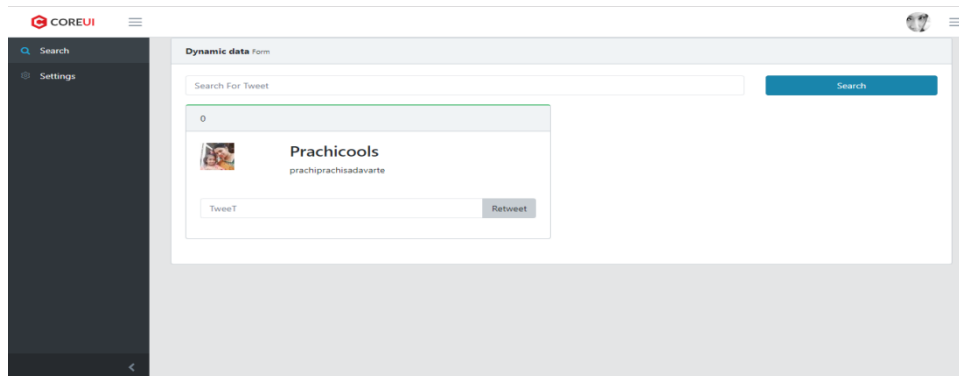
International Journal of Innovative Research in Science, Engineering and Technology

(A High Impact Factor, Monthly, Peer Reviewed Journal)

Visit: www.ijirset.com

Vol. 8, Issue 11, November 2019

Step 1 : Get search results from whole tweeter



Step 2 : Retweet to the tweets which received in step 1 DYNAMICALLY

```
23634 ..... new tweet received'  
23635 ..... new tweet received'  
23636 ..... new tweet received'  
23637 ..... new tweet received'  
23638 ..... new tweet received'  
23639 ..... new tweet received'  
23640 ..... new tweet received'
```



VII. CONCLUSION

From the consideration of all the above points I have conclude that A conversation is most commonly bounded in time, space and social context. Whether sitting around a table or talking on the telephone, conversations typically include a known, fixed set of participants who are assembled in real time in a particular social context for the purpose of talking to one another.

This paper examines the practice of retweeting as a way of intelligence commenting in a group likewise digital marketing by which participants can be “in a conversation.” While retweeting has become a convention inside Twitter, participants embrace it for diverse reasons and using varying styles.

International Journal of Innovative Research in Science, Engineering and Technology

(A High Impact Factor, Monthly, Peer Reviewed Journal)

Visit: www.ijirset.com

Vol. 8, Issue 11, November 2019

REFERENCES

- [1] D. Boyd, S. Golder, and G. Lotan, "Tweet, tweet, retweet: Conversational aspects of retweeting on twitter," in Proc. 43rd Hawaii Int. Conf. Syst. Sci. (HICSS), Jan. 2010, pp. 1–10.
- [2] Y. Wang and B. Zheng, "On macro and micro exploration of hashtag diffusion in twitter," in Proc. IEEE/ACM Int. Conf. ASONAM, Aug. 2014, pp. 285–288.
- [3] W. Hao, L. Yiping, F. Zhuonan, and F. Ling, "ReTweeting analysis and prediction in microblogs: An epidemic inspired approach," China Commun., vol. 10, no. 3, pp. 13–24, Mar. 2013.
- [4] Y. Zhang, X. Ruan, and H. Wang, "What scale of audience a campaign can reach in what price on twitter?" in Proc. INFOCOM, Apr./May 2014, pp. 1168–1176.
- [5] S. Abdullah and X. Wu, "An epidemic model for news spreading on twitter," in Proc. 23rd IEEE ICTAI, Nov. 2011, pp. 163–169.
- [6] D. J. Daley and J. Gani, Epidemic Modelling: An Introduction. Cambridge, U.K.: Cambridge Univ. Press, 2001.
- [7] J. Yang and S. Counts, "Predicting the speed, scale, and range of information diffusion in twitter," in Proc. 4th ICWSM, May 2010, pp. 355–358.
- [8] S. Myers and J. Leskovec, "The bursty dynamics of the twitter information network," in Proc. ACM Int. Conf. World Wide Web, 2014, pp. 913–924.
- [9] S. A. Myers, C. Zhu, and J. Leskovec, "Information diffusion and external influence in networks," in Proc. ACM KDD, 2012, pp. 33–41.