

Treatment of Dairy Waste Water using Natural Adsorbents

Dr. D P Nagarajappa¹, Megharaj A², Dr. P. Shiva Keshava Kumar³

Professor and Chairman, Department of Civil Engineering, UBDTCE, Davanagere, Karnataka, India¹

M. Tech Student, Department of Civil Engineering, UBDTCE, Davanagere, Karnataka, India²

Professor and Head, Department of Civil Engineering, Proudadevaraya Institute of Technology, Hosapete, Karnataka, India³

ABSTRACT: It is needed to provides required treatment before discharging dairy industry waste. Because in dairy it contains high amount of organic constituents which can cause damage for aquatic organisms, plants, animals and also human being. The dairy waste water is of high concentration of organic materials, high Biological oxygen Demand (BOD) and Chemical oxygen Demand (COD), high concentration of suspended solid and oil grease. To reduce environmental problems proper treatment of dairy waste water is needed. The method using coconut shell activated carbon and laterite is low cost effective adsorbent. By using this method we can reduce the Biological oxygen Demand and Chemical oxygen Demand in the dairy waste water. These coconut shell activated carbon and Laterite are easily available and is helpful in treating the dairy waste water. Coconut shell activated carbon is good at adsorbing neutrals and basic components of waste water. Laterite helps in removal of acidic impurities.

KEYWORDS: Dairy Waste Water, BOD, COD, suspended solid, CSAC.

I. INTRODUCTION

The dairy business includes handling of crude milk to items, for example, consumer milk, curd, cheese, yogurt, etc. This industry contains high measure of natural constituents. So before releasing to nature it needs an exceptional treatment as required. The treatment quickly characterized into vigorous and anaerobic. In view of fast mechanical development world's economy improves with development yet it unfavorably influence on condition. Colossal convergence of toxic in term of value just as amount of strong, fluid and vaporous poisons makes destructive impacts on fauna, vegetation and on numerous territories of condition. Nature harms for oceanic life form, plants, creature also similarly mutagenic and cancer-causing for people brought about by Organic poisonous waste (oil and grease (O&G)). Dairy businesses release from various sources makes a layer on water surfaces that diminishes broke down O_2 . There are different strategies to Treat Dairy Waste Water by utilizing adsorption technique. This technique uses Coconut Shells Activated Carbon along with Laterite for low cost adsorbent.

Industrialization has a major job for improvement of a nation which causes genuine contamination issues all through the earth. With increment popular for milk and milk items, dairy businesses have demonstrated colossal development in number and size in numerous

Nations all around the globe. In the dairy business, the items are differing, which are essentially sanitized and disinfected milk, yogurt, cheddar, cream, margarine and milk powder. Day by day wastewater needs complex treatment preceding release so as to forestall natural harm. This is because of the high centralization of natural materials including protein, sugars, fats, oil and minerals that raise BOD. To decrease the natural issues legitimate treatment of dairy wastewater is fundamental. Adsorption strategy rises as promising procedure in the expulsion effectiveness. It isn't suggested that crude dairy wastewater be released legitimately into water bodies since this would promote to diverse contamination issues including quick broke up oxygen consumption because of the high natural stacking, which brings about anaerobic conditions, the arrival of unstable harmful substances, ocean life devastation and ensuring ecological harm.

1.1 Objectives of Study

- Removing of selected dairy industries waste water constituent by adsorption techniques.

- Uses with locally available adsorbents material which easy and effectively available.
- To evaluate the treatment potential of waste water using adsorbent selected under variable experimental condition.

II. MATERIAL AND METHODOLOGY

2.1 Material Used

For treatment of dairy squander water treatment, the characteristic adsorbent is used. Choice of forerunner for advancement of ease adsorbent relies in numerous elements. Forerunner ought to openly reasonable, accessible and non-dangerous in their nature. Additionally, for good adsorptions result, high substances or oxygen carbon in adsorbents are fundamental. Different qualities incorporate high scrape area opposition, highly warm strength and also little pores distance across, which bring about higher uncovered surfaces zone and hence, high surfaces limit with regard to the adsorption. The accompanying two characteristic adsorbents are utelized as materials.

- Coconut shells activated carbon.
- Laterite.

2.2Preparation of coconut shell activated carbon (CSAC).

Regular adsorbents, for example, Coconut shell activated carbon/(CASC) and Laterite are utilized for current study. Coconut shell has preferences of its capacity to retain shading or smell. Coconut shell is a notable forerunner for the creation of excellent actuated carbon. By and large, coconut creation at rancher level is 1ton/Ha. Along the coconut shells as result about 0.90 ton, and that turnout 0.360 ton about enacted charcoal. Coconut shells are gathered locally from rancher into the stack in the open space. Shooting and warming squashed coconut shells to 7000c coming about scorched carbon. This is minimal effort, non perilous in nature, the high surface limit with respect to the adsorption, the high scraped spot obstruction and the high warm soundness and the little pore breaths. It expels natural issues, tastes, smells and huge brought about by the debasements



Fig 1: Coconut Shells and coconut shell Activated Carbon (CSAC)

2.3 Preparation of Laterite

Laterite stay red hued earth well-of soil construct at tropical & subtropic. In present investigation we have chosen a locally accessible minimal effort Laterite utilized for treatment reason. Prior to its utilization as adsorbent, Laterite is washed completely to evacuate the undesirable material, for example, deteriorated natural issue, sand, worms, dust particle and so on also iron enclose the fine dust particles as well as dehydrated at sun shine about 2 to 3 day. At that point is squashed via produce good adsorbent at various sieve range 1.0 mm to 2.0 mm. Sieved and washed altogether to15-multiple times to evacuate red shade of iron lastly washed with refined water. In conclusion, the material is dried for the time being in hot air boiler at 110°C. This is utilized for acidic adsorption.

2.4 Methodology

Water is significant normal assets for the presence of every single living being. Indian waterways are contaminated because of the release of untreated sewages and modern effluent. The board of nature of the valuable asset is subsequently, vital. Arranging various types wastewater, for example, local, modern and horticultural profluent into condition, particularly to the exterior-water will explanation substantial contamination about the origin frame. Along this respect to expanding wastewaters arranged principles to earth, higher contemplation ought to be made while choosing legitimate treatments form. Any of the concoction, organic and physical treatments form has its own focal points & impediment. It ought to be the remembered it prudens angles are significant as well. Furthermore, utilizing condition amicable techniques for treatment is underscored substantially more nowadays. In this examination, dairy profluent is gathered and broke down for various boundaries, for example, pH, Turbidity, BOD and COD. In the wake of checking such boundaries regular adsorbents are utilized to assimilate the debasements.

Dairy squander water is permitted to enter through channel section in a specific time span I e, 9 minute in the apportion of 1:1 about CASC to the laterite. At that point change the timeframe to 3 minute and 6 minute individually for a similar proportion 1:1 about CASC to the laterite. At the point the rewarded water from the assortment tank is tried. Change the adsorbent proportion to 1:2 about CASC to the laterite and permit to enter the waste water for 9 minute, 3 minute and 6 minute separately. Rewarded water from the assortment tank is tried. Again change the adsorbent proportion to 2:1 about CASC to the laterite and permit to enter the burn through water for the above same time span of 9 minute, 3 minute and 6 minute individually. Again rewarded water from the assortment tank is tried.

2.5 Experimental Setup

Adsorption concentrate with coconut shells activated carbon & Laterite is completed at section chromatography try. For the section chromatography experimentation following analysis set up is utilized PVC pipe of 90 cm height & diameter 6.4 cm, having top inlet tap and interconnection pipe with bottom collection tank. In this, coconut shells activated carbon and laterite were took via various proportions since weights of coconut shell activated carbon is substantially less contrasted with laterite. The waste water is allowed through the three columns in different adsorbent ratio with different time period. The waste water is collected through the collection tank after the treatment. Boundaries like, pH, Turbidity, All suspended solid, BOD and COD are tried.

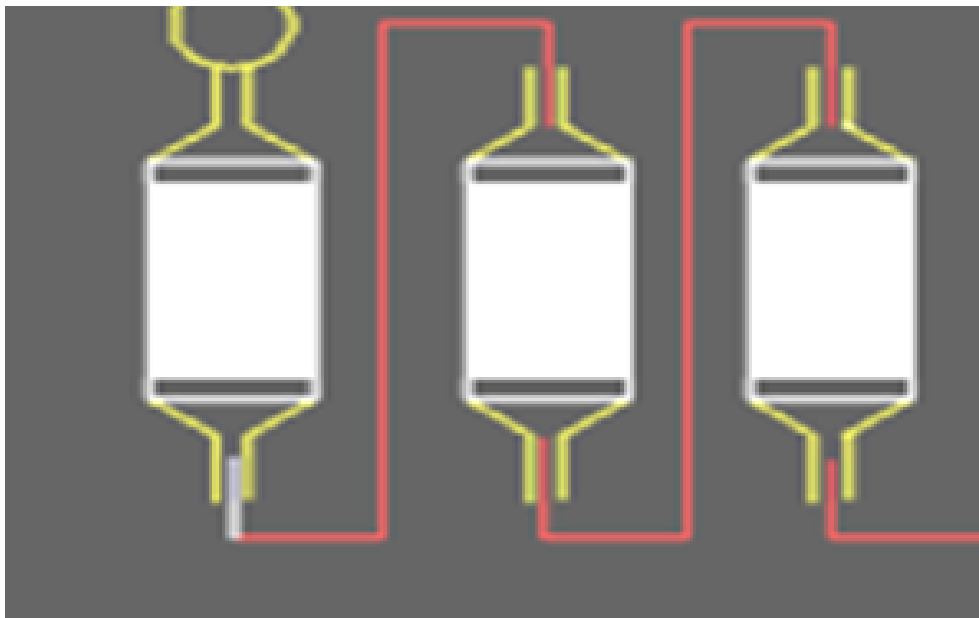


Fig 2: Schematic Diagram of Experimental Setup

2.5 Enhancement of Various Operating Parameters

- **Optimization of proportion**

To streamline the proportion of segment material, segment material is set up with various proportion to go about as a blended bed materials. (1:1, 1:2, 2:1 of CSAC: Laterite)

- **Optimization influence of time**

Adoption system stay firmly affected through the influence of time. For examination of impact about contact time of the wastewater from dairy in section chromatography, there is variety of floe time & it is seen as 3 min, 6min & 9 min.

- **Temperature**

All the chemicals are used out at encompassing temperature ($27.5^{\circ}\text{C}\pm 2.5^{\circ}\text{C}$) in section chromatography method.

- **Chemical Used**

All synthetic substances utilized as ANALAR tests.

2.6 Sample collection

For the analysis, water samples were collected from the cites, in a perfect air proof plastic compartment of 20 liter limit with regard to physicochemical estimations consist of BOD as well as COD. Fresh sample are preserved in refrigerator. While utilizing first it were take back to encompassing normal temperature and utilized for investigations.

2.7 Analysis of Water Characterization

Analysis of Water Characterization Variation in concentrations of selected parameters for the waste water samples from Dairy waste water sources. The water characterization factors such as pH, Turbidity, COD, BOD & TSS. Bird view of parameters considered for experimentation is presented in table 3.3.

Table1: Parameters Considered for Experimentation.

Sl.No	Parameter	Units
I	Ph	-
II	Turbidity (NTU)	NTU
III	TSS (%)	%
IV	C.O.D (mg/L)	mg/l
V	B.O.D (mg/L)	Mg/l

III. RESULTS AND DISCUSSION

In this current examination CASC as well as Laterite are two natural adsorbents used. In dairy emanating contain solvent organics, suspended solid, follow organic. All of these components contribute to great extent towards the high BOD as well as COD. Dairy squander water attributes were tried when treatment process.

Table 2: Removal efficiency in 1:1 ration

Parameter	3min	6min	9min
pH (%)	6.10	7.60	8.80
Turbidity (%)	13.50	19.70	21.70
TSS (%)	16.50	22.70	24.00
COD (%)	15.60	23.20	30.00
BOD (%)	38.00	42.80	44.40

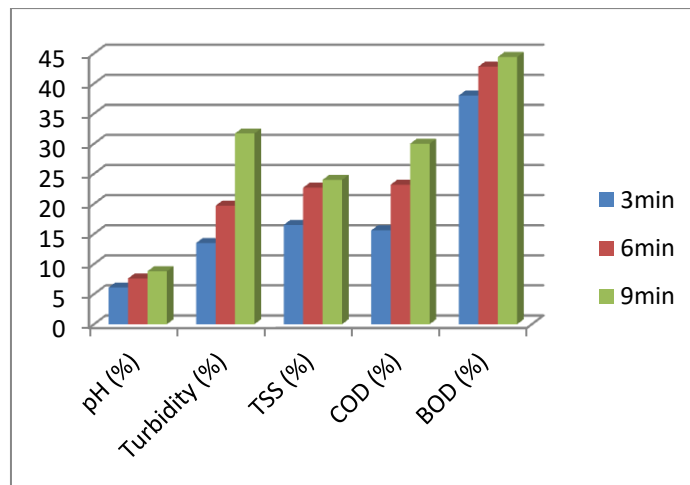


Chart -1: Comparison of various parameters in 1:1 ratio in different contact time

It is seen that the expulsion productivity expanded when the contact time increments. Expulsion proficiency of BOD in 3 min contact time is 38.00% in 6min 42.80% and in 9min 44.40%. i.e., when the contact time increases in 1:1 ratio the removal efficiency is also increasing.

Table 3: Removal efficiency in 1:2 ratio

Parameter	3min	6min	9min
pH (%)	7.40	9.80	11.70
Turbidity (%)	26.42	30.56	33.16
TSS (%)	26.00	29.98	31.99
COD (%)	33.38	38.20	44.00
BOD (%)	52.50	59.00	62.10

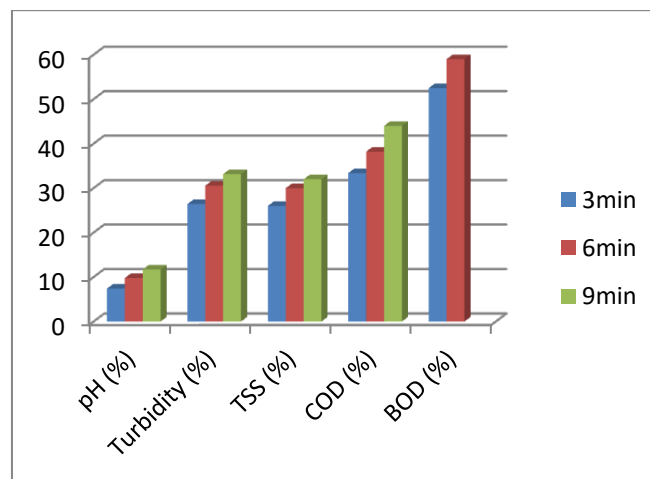


Chart 2: Comparison of various parameters in 1:2 ratio in different contact time

Removal Efficiency of BOD in 3min contact time is 52.50% and in 9 min removal efficiency is 62.10%. Expulsion proficiency of other parameters, for example, Turbidity, pH, Total suspended solids are additionally increments with increment in contact time.

Table 4: Removal efficiency in 2:1 ratio

Parameter	3min	6min	9min
pH (%)	10.30	12.00	13.70
Turbidity (%)	38.50	46.20	52.33
TSS (%)	35.28	40.00	47.50
COD (%)	47.00	50.50	52.00
BOD (%)	63.00	66.50	70.20

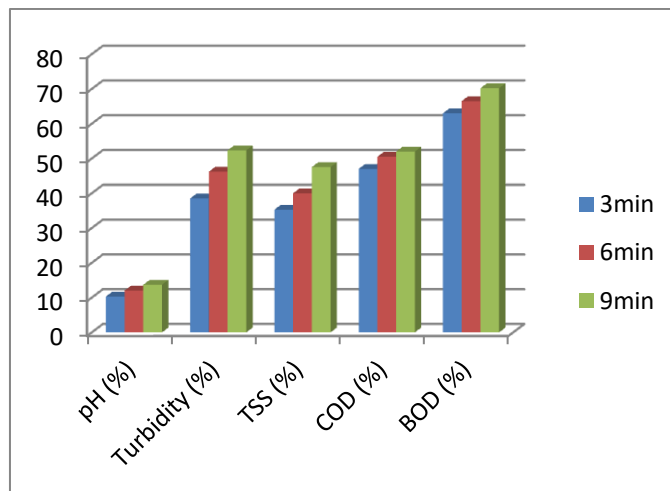


Chart 3: Comparison of various parameters in 2:1 ration in different contact time.

Evacuation proficiency of BOD in 2:1 proportion about CASC to the Laterite in 3 min contact time is 63.00% and in 9 min contact time it is 70.20%. It is seen that the evacuation proficiency increments when the contact time increments.

IV. CONCLUSION

From the test examination in treatment with dairies wastes water utilizing coconut shells activated & the Laterite as ease, effectively accessible adsorbent as well as conclusion as flows:

- The coconut shells activated carbon has great arresting limit with respect to unbiased and fundamental segments of waste water.
- Laterite acidic in nature, it retains the acidic polluting influences.
- Cost investigation of arrangement of coconut shell activated carbon & the Laterite has not set because both are accessible richly & can gotten as ostensible cost for horticultural side-effect.
- While comparing all this parameters of changing the ratio of adsorbent and contact time period, the most efficient removal of impurities is for the ratio of 2:1 (CSAC & Laterite) in 6 min contact time.
- This is result of the higher presents of coconut shell activated carbon because of having progressive surface territory and adsorption limit.

- While contact time increases removal efficiency of impurities also increases. With these low cost adsorption materials, the impurities in the dairy waste water can be removed most efficiently.
- The blended bed fixed period of coconut shells activated carbon and the Laterite diminishes BOD unto 70.20% along COD unto 52.00% in 2:1 proportion at 6 min contact time.
- And different boundaries like pH, all out suspended solids and turbidity are viably decreased by blended fixed bed of proportion 2:1 coconut shells activated carbon to the Laterite.

REFERENCES

1. Ajim S. Sutar, Riyaj K. Mulla, Anil C. Ranveer ; Effluent Treatment Plant of Dairy Wastewater – A Performance Evaluation, Volume: 02 Issue: 08 Nov-2015.
2. Bharati S. Shete, Dr. N. P. Shinkar(2013); Comparative Study of Various Treatments For Dairy Industry Wastewater, Vol. 3, Issue 8 August. 2013.
3. B.Shoba, R.Sakthiganesh, S.Raju ; Treatment of Dairy Wastewater Using Tamarind Kernel Adsorbent, Volume-3, Special Issue-1, April-2015.
4. Maher Al-Jabari, Nareman Zahdeh, Nadia Iqefan, and Hiba Dweik(2015); Technical Feasibility of Treating Dairy Wastewater with Natural Low Cost Adsorbents, Volume 15, No. 1 2017.
5. Sruthi S Mohan, Sheena K N; Dairy waste water treatment using coconut shell activated carbon and laterite as low cost adsorbents, Volume: 06 Issue: 06 June 2019 .
6. Sheetal S Karale & Mayur M Suryavanshi ;Dairy wastewater treatment using coconut shell activated carbon & laterite as low cost adsorbents, Vol. 4, Issue 2, Apr 2014, 9-14.
7. Prachi Dessai1, Dr. Shwetha Prasanna ;Treatment Of Dairy Waste Water Using Low Cost Adsorbents, Volume 5, Issue 12, December 2016.