

Training Management System for Placement using Django

Kavya T¹, Kiruthika S¹, Kiruthika S¹, Suganya S²

U.G. Student, Department of Information Technology, Velalar College of Engineering and Technology, Erode,
TamilNadu, India¹

Associate Professor, Department of Information Technology, Velalar College of Engineering and Technology, Erode,
TamilNadu, India²

ABSTRACT: The project is aimed toward developing an application for the "Training Management System for Placement" to our college. The system is an application that may be accessed and effectively used throughout the organization with proper login enabled. This technique will be used as an application for the Placement Coordinators within the college to manage the scholar information concerning placement. Student logging should be able to upload their personal and academic information within the kind of a resume. The key feature of this project is that the gathering of the company's assessments is bind in one site to judge individual student eligibility and during which phase of skills the scholar gets lacked. Our project provides the ability for maintaining the details of the scholars. It reduces manual work and consumes less paperwork to cut back the time. The student's information is maintained within the database, it gives more security to data, ensures data accuracy, reduces paperwork and saves time, only eligible students get chance, it makes information flow efficient and paves way for straightforward report generation, reduce the space. It also helps to cut back the price which has been spending towards the external training academy and access from other Company's websites.

KEYWORDS:Scholars information, Eligibility, Data accuracy, Report generation.

I. INTRODUCTION

The college Placement management system provides information on recruiters and their campus offers for the scholars as a post on the placement site. In order that students may view and grab their opportunities to indicate their skills. VCET (Velalar college of Engineering and Technology) will have well-developed internet sites to tell their students of vacancies and the way to arrange for his or her work-integrated learning experience. The users can access easily the current site and therefore the data may be retrieved easily. The scholar can edit their details, educational qualifications, and professional skills in their profile. The job details of the placed students are going to be posted by the administrator as a post. The administrator plays a crucial role in our project. He provides approval of student registration and updating.

Training Management System is proposed to manage the scholar information within the college concerning placement is efficiently and effectively. It intends to assist fast in fast access procedures in placement related activities and ensures to update the details of the scholar. Students logging should be able to upload their personal and academic information in their profiles. Admin, Staff, and Students can search and post the knowledge gaining course or test required for their skill development as a post within the kind of images or various websites links for placement pieces of training. This will use to interact with students from various departments and also with the staff. The scholars can take the online test to develop their skills in various fields like Aptitude, verbal, coding languages, etc..., and that they can view their test report and it'll help to search out where they're lacking.

II. RELATED WORK

1. Problem definition

In our college, usually with the help of external placement training academy the assessments and skills are trained for students. This leads to more expensive to afford them. To resolve this stage, decide to create our own platform for the placement management system.

2. Existing System

The earlier system isn't computerized. All transactions within the system are done through placement officer by manually maintaining records. Student's transcripts are difficult to manage and track. The management and every one the departments that are concluding this job using placement makes the task more complicated and tedious most of the time. So, the most effective way is the computerizing of the present environment.

Approving those student details takes a lot of your time. Placement officers and students need to consult one another directly if any information is required. If any new company come for placements, placement officer to look at the student details and that they need to find the eligible candidates for that exact company placement. Here trying to find eligible candidates takes plenty of time. And sometimes some candidates' details are also missed.

3. Proposed System

The proposed system aims to develop our placement system for our college. Placement officers can easily collect student details, and approve the information provided by them. Because it is an internet application, communication with placement officer is simple to students and recruiters, so here intimating about new placements are a really easy task. Placement officers can post the wanted materials used for placements preparation for college students. With this selection preparation for placements becomes easy. Students also can post the related materials associated with placements for his or her information. It improves communication between the scholars and therefore the placement officers. Students can attend the test provided by the admin to enhance their skills. They'll view their performance report of the test in their profile and paves some way to grasp where they're lacking. It is implemented by python with django.

III. METHODOLOGY

LIST OF MODULES

- Admin Module
- Student Module
- Coordinator Module
- Assessment Module

A. ADMIN MODULE

- Add Student Details
- Post details about the company
- Post details about the current technologies

- Post the test and materials
- Create a group

The admin module consists of handling all the details about the student. The campus-related update is also maintained by admin. The administrator plays a crucial role in the project. In this module, the admin will log in through username and password, once login it will be directed to an admin page where can get the complete details of every post posted by the students, staff, and admin too.

The admin can add the newly added courses, departments and also can add a new batch for the training. The admin can also view the complete list of courses, departments, and batches and can update their profile. Admin can able to create the group for communication. CRUD (Create, Read, Update, Delete) operations are done.

By clicking the username in the post view, able to know that the user how much post had been posted. The Administration Page may be a good way to work out what data is currently in our application, and also gives us a pleasant GUI (Graphical User Interface) for creating or modifying that data. The Admin will approve the Students profile and suggest to update the profile, for recruitment based company.

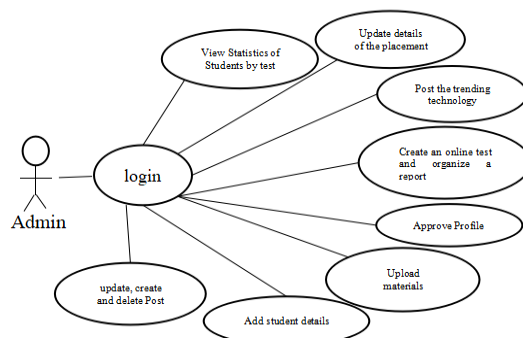


Fig. 1. Use Case Diagram for Admin Module

B. STUDENT MODULE

- View Company details
- View Eligibility Details
- Add Question
- View Answer
- Take test

In the student module consist the details of all added information's about the company details, eligibility programs, are viewed by retrieving from the post. The student can raise question-related to the placement and view the answer made by the staff in the post. In the student module first, the student should get registered to the system by filling the placement registration form to create an account that does not have an account that contains the details such as name, course, email, resume, year, CGPA (Cummulative Grade Per Assessment) and password.

In this module, the student can share the questions which have been known by them. It helps to effective interaction between the students. The students can attend the test in the assessment module and can view their

performance reports in the form of ranking statistics. It will help to improve their skills by knowing where they were lacking in the report. The students can share their technical knowledge and inspire other students to make it. In this way, it became an Interactive hub for placement students to enrich their skills. CRUD (Create, Read, Update, Delete)operations are done.

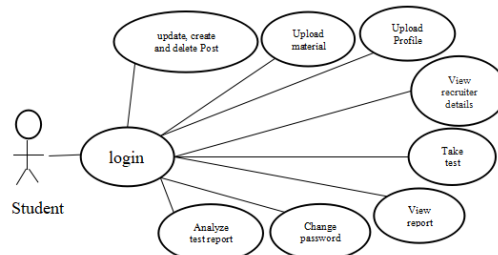


Fig. 2. Use Case Diagram for Student Module

C. COORDINATOR MODULE

- Post Company Details
- Post Training Details
- View Student Activities
- Post Question

In the coordinator module, company details such as company id, company name, description, contact person, address, mail id. Since the placement eligibility details for the company will be provided so that student can know their eligibility details.

The Placement coordinator can view the question raised by the student and made a reply in the post. These replies will be viewed by the student. They can create an online test in the test link and post it. The students can be accessed the test posted by the Coordinator. They can view the report of all students and rank-wise statistics. In this way, they can notify where the individual students lacked in and approach them by pieces of training. The post of various skill development and industry-based training, courses is useful for students. CRUD (Create, Read, Update, Delete) operations are done.

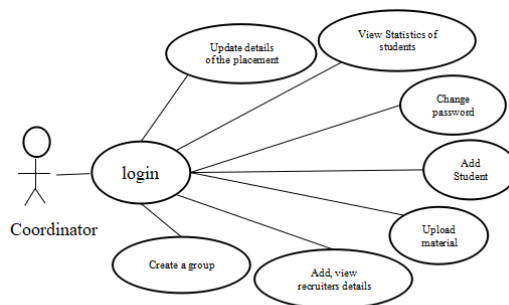


Fig. 3. Use Case Diagram for Coordinator Module

The login system for admin is private for authentication purposes. If the student and coordinator forgot their password, it can be requested by forgot password option, the password setup link will be mailed to the user mail id, it will redirect to create new password and login with the current password. The Admin can change the details of the student and coordinator by its access. The Coordinator will maintain the resume of all students to be updated. To keep the students in the current recruitment process.

D. ASSESSMENT MODULE

- Online Test for Students
- Report Generation
- Create an online test
- Rank-wise strategy

This module can display the tests for the students. It helps to improve the student’s skills in aptitude, verbal, coding, personal development. All reports can be viewed by the students and can be posted on the home page.

The report generation of the students will be a helpful tool to improve their skills by knowing their weakness in the category and analyze where they were lacking. It paves a way to improve their knowledge and skills. They can create an online test and post on their own. And can attend the posted test by the coordinators.

Each test category has different timing slots and skill-based questions, by attending the test continuously, able to manage the time and complete the test in an appropriate time. It helps in campus drive. The main approach of this module to maintain and conduct a self-training test site of our college. Instead of a pay-in assessment module from outside training centers.

In this way, they can notice an individual talented student and practice them to do extra coding skills and measure their scalability in the IT industry. The use of this module saves the cost of the test module. This is a basic module later it can be enhanced like a hacker-rank site and make avail for others.

IV. EXPERIMENTAL RESULTS

The login page of the placement management system is shown in Fig. 4. The student, The coordinator can log in to the system by using this login form.

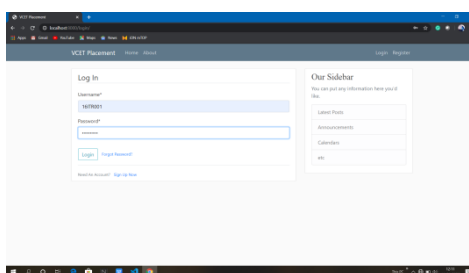


Fig. 4. Login form

The registration page for the students of the placement management system is shown in Fig. 5. With the use of this registration form, the students get registered to the placement department.

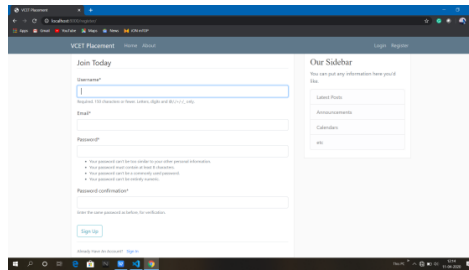


Fig. 5. Registration form

The admin page of the placement management system is shown in Fig. 6. The admin can access or make changes to the required work related to students.

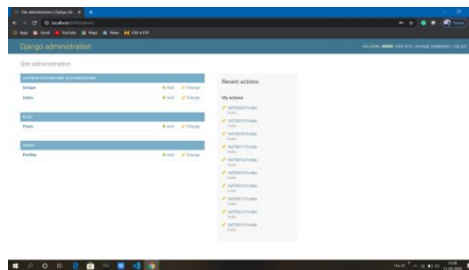


Fig. 6. Admin page

The Profile page of the placement management system is shown in Fig. 7. The student views their profile after login, and it can be updated.

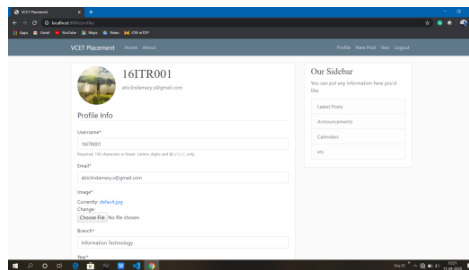


Fig. 7. Student Profile page

The Report result page of the placement management system is shown in Fig. 8. The student can view their statistical report to know where they are lacked and enhance their skills. The coordinator can also grasp the information to train the students based on the report generated.

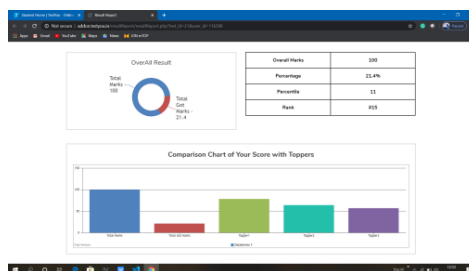


Fig. 8. Report page

The Home page of the placement management system is shown in Fig. 9. The information is posted on this site, by going through this post update the daily feeds.

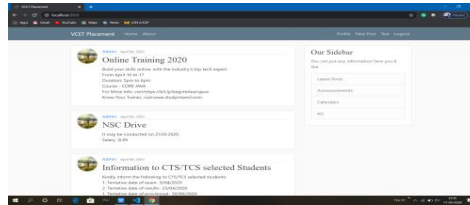


Fig. 9. Home page

The use of pagination here, so that they aren't pulling down too many posts at once is shown in Fig. 10. And also created a page for posts created by a specific user.

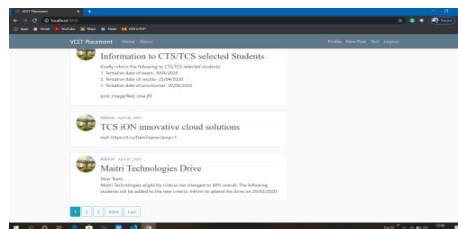


Fig. 10. Paginated Home page

V. CONCLUSION

The system eliminates difficulties within the existing system. It's developed in a very user-friendly manner. The system is fast and any transaction is viewed or retaken at any level. This software reduces the work and achieving accuracy, user satisfaction.

Nowadays the manual process of searching employment of one's choice yet as searching the suitable candidate for a selected job has become an enormous task and so realizing therequirement for straightforward management of this process, the website has been developed. It's very simple to update and maintain data through this website. The most features of this site include flexibility, simple of manipulation of data, quick access searching, storage, reduction of manual work in an efficient manner, a quick, convenient, reliable, timely and effective way to reach recruiting, search and employment professionals worldwide and it's also very economical. The project could all right to be enhanced further as per the necessities.

REFERENCES

- [1] Abhishek Bera, Shubham Darda, Ashish Gaikwad, Shivam Change, Prof. Suresh Rathod, "Endorseme - Professional Networking Using Django", (IJARCSSE), Vol. 6, Issue 5, 2016.
- [2] Akshay Kumar, Sanjay. V, Mahendrakar, Smirti, Vishal. A.V, Ramesh. G, "Nie Placement Hub", International Research Journal of Engineering and Technology (IRJET), Vol. 4, Issue 4, 2017.
- [3] Dr. Angel Latha Mary S, "E-Placement Management" - International Journal of Pure and Applied Mathematics, (IJPAM) Vol. 119(10), 2018.
- [4] JeyalakshmiPR, "Web based Placement Management System" - International Journal of Computer Science and Information Technologies, (IJCSIT) Vol. 7 (2), pp. 760-763, 2016.
- [5] Matt Makai, "www.fullstackpython.com", 2020.
- [6] Nigel George, "Build website with Django 3" (Book style), 2020.
- [7] Prof. Seema Shah Assistant Professor, Mr Nilesh Rathod, "Design Paper on Online and Placement System", 2013.
- [8] Santhosh Kumar H, Mrs. Srividhya VR, "Online Training and Placement Management System" - International Journal of Engineering Research & Technology, (IJERT) Volume 4, Issue 22, 2016.