

Detection and Recognition of License Plate Images from Fast Moving Vehicles Using Blur Kernel Estimation

Chitravalli.v¹, Dr. Poovendran.R²

P.G. Student, Department of ECE, Adhiyamaan College of Engineering, Hosur, Tamilnadu, India¹

Associate Professor, Department of ECE, Adhiyamaan College of Engineering, Hosur, Tamilnadu, India²

ABSTRACT: In Intelligent Transportation System the location of the number plate of quick moving vehicles is a significant part. This paper shows a technique for distinguishing vehicles, which abuses leads progressively traffic situation. One of the issues is to perceive the tag because of quick movement and dubious condition. Right off that, taking the quick moving vehicle from camera kept in various position and edges and convert video into picture outlines. Subsequent to expelling movement obscure in the picture outline, recognize the tag from the front or the back of a vehicle by utilizing morphological activity. This analysis results show that this strategy used to perceive the moving vehicle's tag absent a lot of exertion. This methodology is appropriate for scenes with a decent variety of edges, for example, man-made situations. In the subsequent strategy, we consolidate the Radon change inside the MAP estimation structure to mutually gauge the bit and the picture .The recognition of vehicles driving on occupied urban avenues in recordings obtained via airborne cameras is trying because of the huge separation among camera and vehicles, synchronous vehicle and camera movement, shadows, or low difference because of powerless brightening. Nonetheless, it is a significant preparing step for applications, for example, programmed traffic checking, location of unusual conduct, outskirts security, or observation of confined zones. As opposed to normally applied article division strategies dependent on foundation subtraction or casing differencing, we recognize moving vehicles utilizing the blend of a track-before-identify (TBD) approach and AI: an AdaBoost classifier learns the presence of vehicles in low goals and is applied inside a sliding window calculation to distinguish vehicles inside an area of premium controlled by the TBD approach. Our primary commitment lies in the identification, advancement, and assessment of the most significant parameters to accomplish both high recognition rates and ongoing handling

KEYWORDS: map estimation, automatic traffic monitoring, track-before-detect, real time processing.

I. INTRODUCTION

Picture preparing is handling of pictures utilizing numerical tasks by utilizing any type of sign handling for which the info is a picture, a progression of pictures, or a video, for example, a photo or video outline; the yield of picture handling might be either a picture or a lot of attributes or parameters identified with the picture. Most picture handling systems include disengaging the individual shading planes of a picture and regarding them as two-dimensional sign and applying standard sign preparing methods to them. Pictures are additionally prepared as three-dimensional signs with the third-measurement being time or the z-axis[1]. Image handling for the most part alludes to advanced picture handling, yet optical and simple picture handling likewise are conceivable. This article is about general procedures that apply to every one of them. The securing of pictures (creating the information picture in any case) is alluded to as imaging. Firmly identified with picture handling are PC illustrations and PC vision. In PC designs, pictures are physically produced using physical models of items, conditions, and lighting, rather than being procured (by means of imaging gadgets, for example, cameras) from regular scenes, in most enlivened motion pictures. PC vision, then again, is regularly viewed as significant level picture handling out of which a machine/PC/programming means to decode the physical substance of a picture or a grouping of pictures License plate is the one of a kind conspicuous verification of each vehicle and has an

immense impact in awful position maker vehicle. Nowadays, there are heaps of auto-celerity area get structures for quite criminal offense on the basic avenues of urban networks and high-ways. In any case, the development of vehicle during the introduction time would realize obscure of preview image[2]. Right now, introduction time (conceal speed) has enormous route on the proportion of obscure. For video shooting, the introduction time is to a great extent subject to the edification conditions. In like manner outside scene with sunlight, the common introduction time is around 1/300 second. For a vehicle running at 60miles every hour, in the midst of the introduction time, the migration of tag is around 9 centimeters which is comparative with the size of the tag (14 × 44 centimeters in china), i.e., the length of the piece is around 45 pixels when the tag picture is with size of 140 × 440 pixels and the edge between camera imaging plane and level arrangement is around 60 degree[3]. In such a circumstance, the haze of tag can't be rejected. In an ideal circumstance with sound edification, the haze from shorter introduction time, say, 1/1000 second, can be minor and may not hurt the semantic information. In any case, under poor edification conditions, the camera needs to postpone the introduction time to get a totally revealed picture, which successfully purposes the development obscure.

In the most recent decades, daze picture deblurring/deconvolution (BID) has picked up bunches of consideration from the picture preparing network. Albeit a few advances have been made, it is still testing to address some genuine cases. Math-ematically, the model of picture obscuring can be detailed as:

$$B(x, y) = (k * I)(x, y) + G(x, y) \quad (1)$$

where B, I, and k indicate the obscured picture, the sharp picture. we mean to recuperate, and the haze bit, separately; G is the added substance commotion (typically viewed as white Gaussian clamor); and signifies convolution administrator. For BID, the portion k and sharp picture I are both obscure.

II. RELATED WORK

From the point of view of Bayesian derivation, there are two primary options for BID: most extreme a posteriori (MAP) strategies and underestimation techniques. Then again, for specific piece, the recuperation can be decreased to a parameter estimation issue. Right now, will survey a few agent BID plots in the over three classes. Right now, center around evacuating spatially invariant haze. To determine the innate uncertainty in dazzle deconvoluton, various suppositions on obscure portions and normal pictures These methods unravel a huge arrangement of conditions to find the sharp picture as well as the haze piece that replicate the perception while fitting in with an earlier information about haze and regular pictures, something which is tedious and don't generally succeed.

A. MAP methods

The MAP strategies endeavor to acquire the idle picture by taking care of the accompanying advancement issue: $(\hat{k}, \hat{I}) = \operatorname{argmax}_{k, I} \{p(k, I|B) \propto p(B|k, I)p(k)p(I)\}$ (2) where $p(B|k, I)$ is the probability thing which is generally displayed with a Gaussian conveyance; $p(k)$ and $p(I)$ signify the earlier information on portion and idle picture, respectively[4]. As Levin et al. [5] brought up, the arrangement of innocent MAP structure with slope sparsity earlier ordinarily doesn't really relate to the bit and sharp picture, yet prompts the outcome preferring the "no haze" arrangement ($\hat{I} = B$). To abstain from getting a "no haze" arrangement, a few preprocessing techniques have been proposed for the MAP structure.

B. Blur kernel estimation

By and large, the haze piece relies on the relative movement including the development vehicle and fixed observation camera during the introduction time. In the occasion introduction time is short and the vehicle is moving extremely snappy, the development can be viewed as step-wise and the speed can be considered as around steady. In such occasions, the haze bit of tag picture can be made as a straight of permit uniform portion with two factors: edge and length[7]. In the seeking after we open how to utilize meager portrayal on over-

Organized by

Department of ECE, Adhiyamaan College of Engineering, Hosur, Tamilnadu, India

complete book to assess the edge of piece quality. Behind the point estimation, in area ,direct insertion strategy is proposed to appraise the length of portion. Scanty portrayal coefficients show incredible potential in the edge estimation of straight uniform bit. A characteristic augmentation is to apply it to the length deduction. The issue understood by the inadequate portrayal is to look for the most minimized portrayal of a sign as far as direct blend of pixels in an over complete lexicon. Inadequate portrayal functions admirably in applications where the first sign should be remade as precisely as could be expected under the circumstances, for example, denoising, picture in painting and coding

C.Length estimation

For BID, Linear insertion is proposed to gauge the movement obscure portion, particularly when the watched picture is tainted by commotion. In our length estimation calculation, we embrace the changed Linear insertion which just considers the inside zone of obscured imag[8]e. Direct interjection is utilized to evaluate the haze part in spatial-worldly space. The Linear introduction speaks to a picture as an assortment of projections along different bearings. The Linear addition is the projection of the picture power along a spiral line arranged at a particular point.

a. Convolution

Convolution is a significant activity in sign and picture preparing. Convolution works on two pictures and the other called the piece on the information picture, delivering a yield picture (so convolution accepts two pictures as information and produces a third as yield). The info obscure is tangled with the haze piece to get the improved yield. The haze bit can be seen as straight uniform convolution and parametrically demonstrated with point and length. The edge is assessed utilizing the meager portrayal and the length utilizing the Linear addition.

b. Text recognition

Obscure bit estimation can be viewed as looking through the best arrangement in a huge haze piece space. The tag obscure ought to be considered as the direct blur[9]. The content is perceived in the wake of deblurring the tag. The edge is evaluated utilizing the scanty portrayal and length utilizing straight introduction. The edge and length of piece is assessed and tangled with an info obscure picture. The portion is evaluated to locate the upgraded yield picture. The upgraded yield picture contains the semantic data.

c. MAP methods:

Obscure bit estimation can be viewed as looking through the best arrangement in a huge haze piece space. The tag obscure ought to be considered as the direct blur[9]. The content is perceived in the wake of deblurring the tag. The edge is evaluated utilizing the scanty portrayal and length utilizing straight introduction. The edge and length of piece is assessed and tangled with an info obscure picture. The portion is evaluated to locate the upgraded yield picture. The upgraded yield picture contains the semantic data.

III. PROPOSED METHOD

Right now, propose a technique to evaluate the haze part from obscured tag pictures from the quick moving vehicles. Here the info is given as video and the obscured tag picture is divided from that video through shape locator. And afterward from the got picture, the parameters, for example, point and length of the portion are evaluated through hough transform and randon transform individually in fourier area. Also, last deconvoluted picture is acquired by applying NBID calculations.

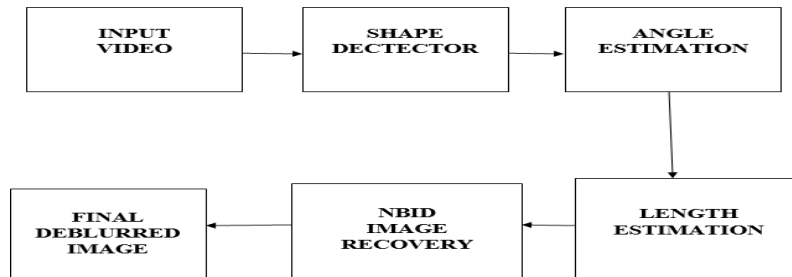


Fig.1 Block Diagram

A. SHAPE DETECTOR

By registering the conservativeness of the article, we perceives the state of the item. The smallness is given by $c = e2/A$. Utilizing the border and region of the article we acquire the conservativeness of that object. Right now minimization run for hover is around 1 to 14 and for square the scope of conservativeness is around 15 to19 and for triangle is around 20 to 40. The smallness processing is relevant to every single geometric shape.

B. ESTIMATION OF BLUR KERNEL

As a rule, the haze portion is gotten by deciding the relative movement between the moving vehicle and reconnaissance camera during the screen speed. In the event that the shade speed is short for quick moving vehicles, at that point the movement is considered as the consistent worth. Here the tag picture is demonstrated as a direct uniform portion with two parameters, for example, point and length.

C. ANGLE ESTIMATION

Meager representation give a little consideration on parameter induction. As earlier of sharp picture, the sparsity on learned over complete lexicon is considered. Parameter estimation is only taking care of the advancement issue.

$$(\theta, I) = \underset{\theta, I}{\operatorname{argmin}} \left\{ -\log p(I) + \frac{\lambda}{2} \|k_{\theta} * I - B\|_F^2 \right\}$$

Right now, we are utilizing the hough change to gauge a point Θ . Hough change is utilized to decide the haze course by distinguishing the direction of the line in spectrum. Here the range is treated as a picture. To decide the gobal examples, for example, circles, lines and ovals in a range acquired by applying hough change. All in all lines can be effortlessly recognized as focuses in hough change by utilizing polar portrayal of line which is given by $q = x \cos \theta + y \sin \theta$. the change of line parameters from picture space to polar area is given by the figure1. using this edge Θ is assessed.

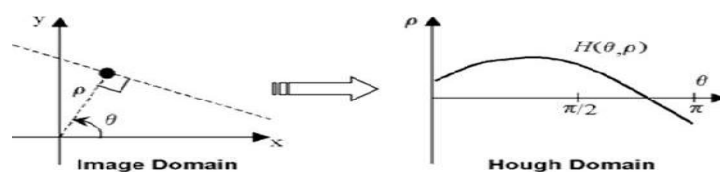


Fig.2. hough transform

Organized by

Department of ECE, Adhiyamaan College of Engineering, Hosur, Tamilnadu, India

D.LENGTH ESTIMATION

All in all, by fixing the heading of movement, we turn the obscured picture to make that to flat course. At that point we get a haze piece is in the structure as,

$$k(x, y) = \begin{cases} \frac{1}{L} & x = 0, 1, \dots, L - 1; y = 0 \\ 0 & \text{otherwise} \end{cases}$$

At that point the size of the part acquired in recurrence reaction is given by the condition

$$|F_k(v)| \propto \frac{\sin(\frac{L\pi v}{N})}{L \sin(\frac{\pi v}{N})} \quad v = 0, 1, \dots, N - 1$$

The length is dictated by assessing the separation between two contiguous zero purposes of recurrence reaction of portion. The two progressive zero focuses are acquired by,

$$L = \frac{N}{|v_1 - v_2|}$$

Right now, randon change is utilized to distinguish length of the haze part. In indicated bearings, it figures the projection of a picture. With the assessed edge, utilizing randon change the log range of obscured picture is anticipated to x-pivot. The isolated dull lines with indistinguishable separation are gotten which is relate to nearby minima. Also, by recognizing normal separation between them, we deect the last haze length.

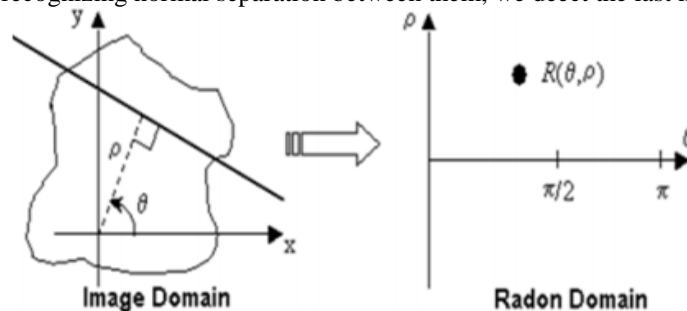


Fig .3 .radon transform

E.NON BLIND IMAGE DECONVOLUTION

NBID is applied at whatever point the haze bit of picture is known and from the foggy rendition, the inactive picture must be evaluated. Toward the finish of any deconvolution procedure the NBID is applied to reveal the obscured picture. There are numerous strategies to perform deconvolution process. Here we are utilizing wiener separating to get a last deconvoluted picture. Right now, the undesirable clamors are expelled from the obscured picture. It is well works on fourier area. By sifting through undesirable clamor from the got idle picture, we get a last deconvoluted picture.

IV. SIMULATION RESULTS

Variation of the decision threshold Td and plotting the resulting values for precision and recall to common graphs as seen in Fig. 6 is a way to overcome this problem. The graphs (a-c) show the optimization of Tov for the three vehicle models individually. Each model achieves the best performance for Tov = 0.1. In Fig. 6 (d), the three vehicle models are compared to each other. ChnFtrs + AdaBoost clearly outperforms HOG + SVM and MultiLBP + AdaBoost

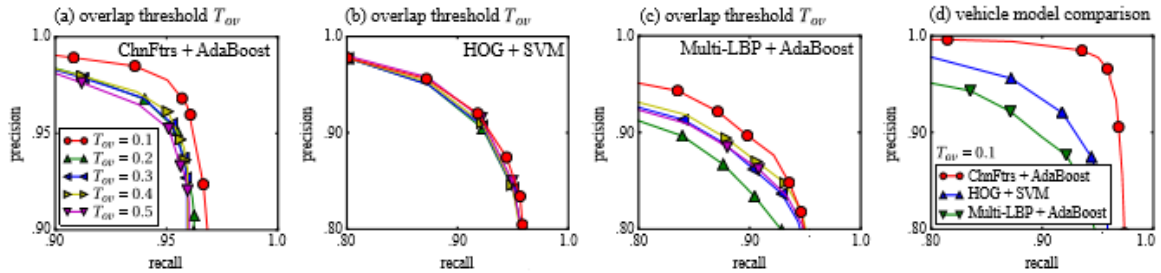


Figure 6. Optimization of the overlap threshold T_{ov} of the second NMS (a-c) and the choice of the vehicle model (d). The classifier decision threshold T_d is varied in order to present the results as precision-recall curves. ChnFtrs + AdaBoost with $T_{ov} = 0.1$ performs best.

Variation of the decision threshold T_d and plotting the resulting values for precision and recall to common graphs as seen in Fig. 6 is a way to overcome this problem. The graphs (a-c) show the optimization of T_{ov} for the three vehicle models individually. Each model achieves the best performance for $T_{ov} = 0.1$. In Fig. 6 (d), the three vehicle models are compared to each other. ChnFtrs + AdaBoost clearly outperforms HOG + SVM and MultiLBP + AdaBoost



Fig.4 input image



Fig.5. blurred image



Fig.6. final deconvoluted image

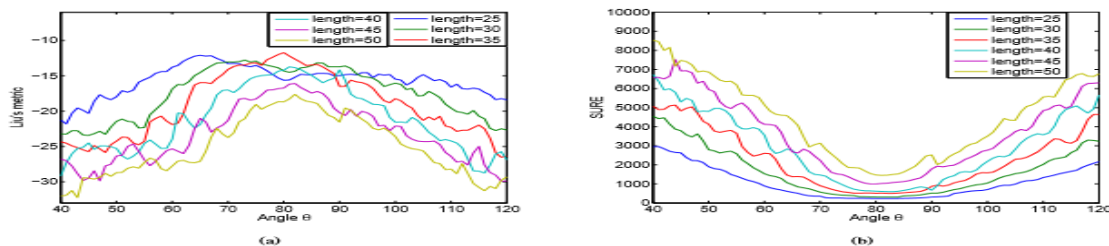


Fig. 8: Performance of Liu's metric and SURE under different length settings for Fig. 8(b). (a) Liu's metric; (b) SURE obtained by Monte-Carlo algorithm. The ground truth setting is $(\theta = 80^\circ, l = 35)$.

V. CONCLUSION

In this paper, propose a novel portion parameter estimation calculation for tag from quick moving vehicles. Under some extremely feeble suppositions, the tag deblurring issue can be diminished to a parameter estimation issue. A fascinating semi raised property of scanty portrayal coefficients with part parameter (point) is revealed and misused. This property drives us to structure a coarse-to-fine calculation to evaluate the edge effectively. The length estimation is finished by investigating the well-utilized force range character of regular picture. One favorable position of our calculation is that our model can deal with huge haze bit. As appeared by tests in Section IV, for the tag that can't be perceived by human, the deblurred result gets lucid. Another bit of leeway is that our plan is increasingly vigorous. This advantages from the conservativeness of our model just as the way that our strategy doesn't make solid supposition about the substance of picture, for example, edge or isotropic property. for the license plate that can't be perceived by human, the deblurred result gets clear. Another bit of leeway is that our plan is increasingly hearty. This benefits from the smallness of our model just as the way that our strategy doesn't make solid presumption about the substance of picture, for example, edge or isotropic property. In our plan, we just utilize basic and innocent NBID calculation. What's more, there is as yet clear ancient rarity in the deblurred results. Be that as it may, for some, down to earth applications, individuals are increasingly keen on distinguishing the semantics of the picture. From this view, our plan expedites incredible improvement the license plate acknowledgment.

REFERENCES

- [1] Q. Shan, J. Jia, and A. Agarwala, "High-quality motion deblurring from a single image," *ACM Trans. Graph.*, vol. 27, no. 3, p. 73, 2008.
- [2] L. Xu, S. Zheng, and J. Jia, "Unnatural sparse representation for natural image deblurring," in *Proc. IEEE Conf. Comput. Vis. Pattern Recognit. (CVPR)*, Jun. 2013, pp. 1107–1114. H. Cho, J. Wang, and S. Lee, "Text image deblurring using text-specific properties," in *Proc. Eur. Conf. Comput. Vis. (ECCV)*, Oct. 2012, pp. 524–537. L. Xu and J. Jia, "Two-phase kernel estimation for robust motion deblurring," in *Proc. Eur. Conf. Comput. Vis. (ECCV)*, Sep. 2010, pp. 157–170. Y.-W. Tai, H. Du, M. Brown, and S. Lin, "Correction of spatially varying image and video motion blur using a hybrid camera," *IEEE Transactions on Pattern Analysis and Machine Intelligence (TPAMI)*, vol. 32, no. 6, pp. 1012–1028, Jun 2010.
- [3] M. Buvana Ranjani, R. Poovendran "Image Duplication Copy Move Forgery Detection Using Discrete Cosine Transforms Method" *International Journal of Applied Engineering Research* ISSN 0973-4562 Volume 11, Number 4 (2016) pp 2671-2674 © Research India Publications.
- [4] M. Buvana Ranjani, R. Poovendran "Segmentation Based On Image Copy Move Forgery Detection by Using Image Feature Matching" *International Journal of Innovative Research in Science, Engineering and Technology* , Volume 5, Special Issue 2, ISSN (Online) : 2319 - 8753 March 2016 4 .
- [5] C. Wang, Y. Yue, F. Dong, Y. Tao, X. Ma, G. Clapworthy, H. Lin, and X. Ye, "Nonedge-specific adaptive scheme for highly robust blind motion deblurring of natural images," *IEEE Transactions on Image Processing (TIP)*, vol. 22, no. 3, pp. 884–897, Mar 2013
- [6] Q. Shan, J. Jia, and A. Agarwala, "High-quality motion deblurring from a single image," *ACM Trans. Graph.*, vol. 27, no. 3, p. 73, 2008.
- [7] L. Xu, S. Zheng, and J. Jia, "Unnatural sparse representation for natural image deblurring," in *Proc. IEEE Conf. Comput. Vis. Pattern Recognit. (CVPR)*, Jun. 2013, pp. 1107–1114.