

Smart Collar for Monitoring Pet Health

P.Manivannan¹, A.Apoorva², M.Arul Mozhi³, S.Dimple⁴

Assistant Professor, Department of ECE, Adhiyamaan College of Engineering, Hosur, Tamilnadu, India¹

U.G. Student, Department of ECE, Adhiyamaan College of Engineering, Hosur, Tamilnadu, India^{2,3,4}

ABSTRACT- Observed by sensors and the yield of these sensors is transmitted through GSM there to a server framework for example a cell phone. The remote screen is developed by GSM and a telephone. The deliberate sign must be sent to the cell phone, which can be information assortment. The advantage of this project is that it will consider more parameters like temperature, pulse rate there by prior detection of possible diseases done. Specifically, when estimated signals cross the standard worth, the GSM will make an impression on the caretaker's cell phone.

KEYWORDS: Severe respiratory syndrome coronavirus (SARS-CoV), Gross Domestic Product (GDP).

I. INTRODUCTION

As of late, the animal's ranchers confronted dairy cattle medical issues far and wide due to constant ascent in air temperature in the troposphere. The varieties in temperature on animal's wellbeing has hurtful impact prompting ailments, for example, foot and mouth illness, swine fever, cow-like spongiform encephalopathy (frantic dairy animals disease), bovine rhinotracheitis, squamous cell carcinoma, moles, web tear, necrotic pododermatitis, polioencephalomalacia, hypomagnesaemia, clostridia ailment hypoglycemia. WHO (WORLD HEALTH ORGANISATION) reports stated that, the severe respiratory syndrome coronavirus (SARS-CoV) is said to be an animal virus that spread easily to other animals and has also affected human beings directly.

The confirmation of people getting contaminated is accounted for in the Guangdong territory of southern China in 2002 and from that point forward till 2003, 26 nations over the world announced diseases brought about by SARS. This has brought about the monetary misfortune to the tune of roughly 2% of the complete East Asian Gross domestic product (GDP). Hence a framework is should have been set up for persistently observing the creature wellbeing and to control and forestall the ejection of maladies everywhere scale. In recent years, one of the biggest areas of development has been in electronic domestic farming. Numerous examines are centered around the advancement of creature wellbeing tele-observing frameworks. The health monitoring is depending on two methods such as direct contact (invasive) or in indirect contact (noninvasive). Basically, a prototype tele monitoring system consists of sensing unit and receiving unit. In our system we are basically focusing on animal's health in terms of his heartbeats and his body temperature. On the off chance that creature gets harmed and gets oblivious because of some other explanation, at that point the heart thumps begin expanding or diminishing slowly. Right now circumstance, where the data about current heartbeat rate turns into the vital piece of that creature, this venture rises out as best to recognize the caretakers at server site with the fast information. In the event that heart beat either increments above basic level or diminishes beneath the basic level, a message is consequently sent to overseer with the assistance of GSM modem.

II. OBJECTIVE

In our framework we are essentially concentrating on animal's wellbeing as far as his pulses and his internal heat level. On the off chance that creature gets harmed and gets oblivious because of some other explanation, at that point the heart thumps begin expanding or diminishing step by step. In this type of situation where the information about current heart beat rate and temperature of the animal body becomes the indispensable part of

Organized by

Department of ECE, Adhiyamaan College of Engineering, Hosur, Tamilnadu, India

that animal, this project emerges out as best to acknowledge the caretakers at server site with the correct and fast information.

III. PROPOSED SYSTEM

The above project represents the architecture of the animal unit. This unit includes a microcontroller, temperature sensor, GSM, LCD display and a pulse rate sensor. The microcontroller is used to control the complete operation of the monitoring system. For this purpose, we have used Atmega328 microcontroller in this system. Here we have used a temperature sensor to continuously monitor the body temperature of the animal. This temperature sensor is also interfaced with the microcontroller and provides the monitored data to it. Here right now we have utilized LM-35 temperature sensor for this reason. It is like a portable which requires a SIM card for its activity yet the upside of GSM modem over versatile is that it has a sequential understanding that can be directly connected to the Microcontroller for dispatching the AT (Attention) commands for sending SMS. Here we have utilized a heartbeat sensor to consistently screen the beat pace of the creature. This sensor is also interfaced with the microcontroller and provides the monitored data to it.

IV. BLOCK DIAGRAM

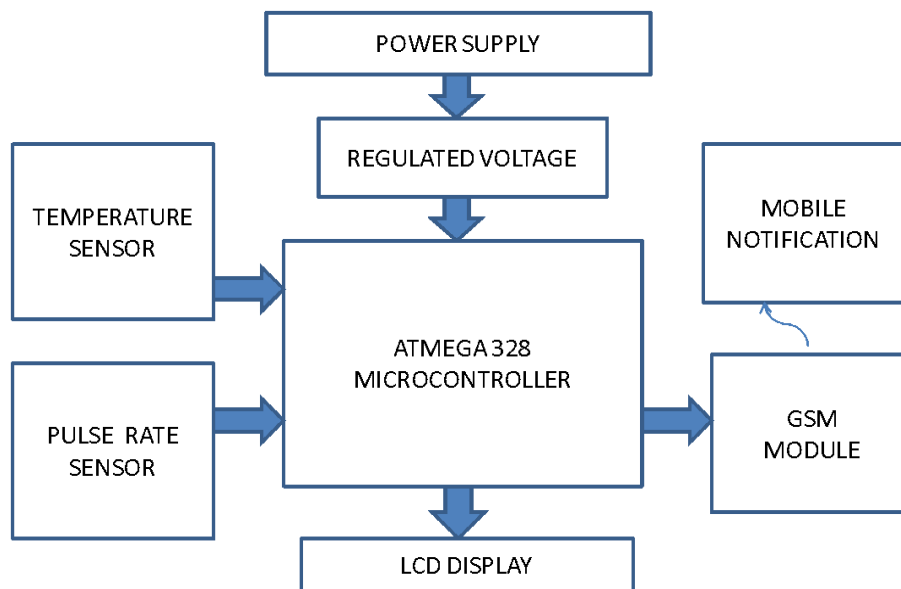


Fig.1 Block Diagram of pet health monitoring system

Organized by

Department of ECE, Adhyyamaan College of Engineering, Hosur, Tamilnadu, India

3.2 CIRCUIT DIAGRAM

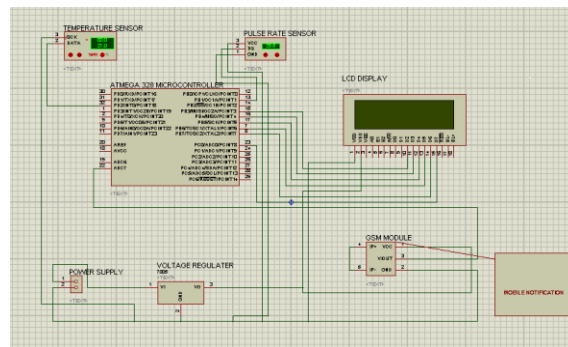


Fig.2 Circuit Diagram of the LCD Display

V. POWER SUPPLY

The present section starts the activity of intensity supply circuits fabricated utilizing channels, rectifiers, and afterward voltage controllers. Beginning with an air conditioner voltage, a consistent DC voltage is gotten by compacting the air conditioner voltage, at that point sifting to a DC level, lastly, regulating to acquire an ideal secured DC voltage. The regulation is usually prevalent from an IC voltage regulator unit, which takes a DC voltage and supply a somewhat lower DC voltage, which residue the same even if the input DC voltage diversify, or the output load links to the DC voltage changes. Voltage regulators constitute a class of universally used ICs. Regulator IC units restrain the circuitry for potential source, comparator amplifier, control device, and overload protection all in a single IC. Although the internal construction of the IC is somewhat unlike from that delineated for discrete voltage regulator circuits, the outer operation is much the same. IC units supply regulation of either a fixed positive voltage, a fixed negative voltage, or an alterable set voltage. A power supply can be boosted using a transformer joined to the AC supply line to step the AC voltage to the needed amplitude, then retrieve that AC voltage, sieve Regulator IC units restrain the circuitry for potential source, comparator amplifier, control device, and overload protection all in a single IC. The regulators can be chosen for operation with load currents, from Milli amperes to tens of amperes that correlates to power ratings from milliwatts to tons of watts.

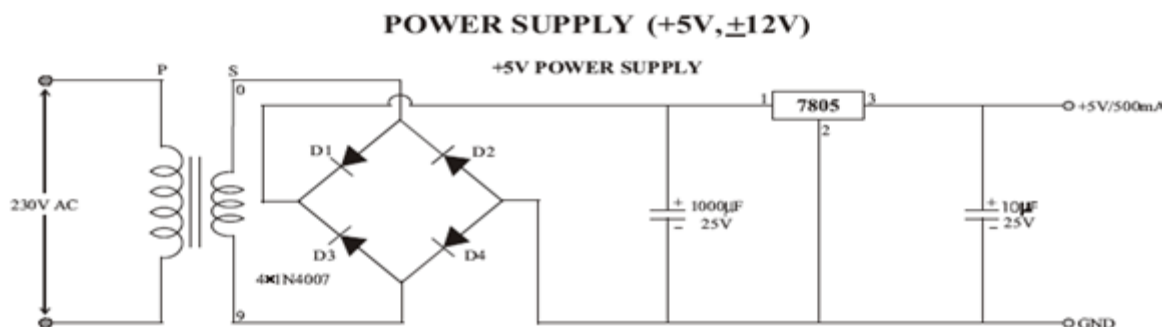


Fig.3 Circuit Diagram of power supply

VI. TEMPERATURE SENSOR

A temperature sensor is a device, to calculate the temperature through an electrical signal and it requires a thermocouple or RTD (Resistance Temperature Detectors) The thermocouple is associated by two different

metals which incites the electrical voltage in a roundabout way corresponding to change the temperature. The RTD is a thermal resistor, it will change the electrical obstruction in a roundabout way relative to changes in the temperature in an exact, and almost straight way



Fig.4 Temperature Sensor

5.1 TEMPERATURE SENSOR WORKING

The measurement of the temperature sensor is about the hotness or coolness of the item. The working base of the sensors is the voltage that read over the diode. If the voltage expands, then the temperature rises and there is a voltage drop connecting the transistor terminals of base & emitter, they are registered by the sensors. In the event that the distinction in voltage is enhanced, the simple sign is brought about by the gadget and it is legitimately relative to the temperature. By using the temperature sensor, the temperature can be measured by four quantification scales and they are divided into different degree units. The metric Celsius scale is worn by the estimation scale and they start from zero. The Fahrenheit temperature sensing uses the Rankin scales and these scales are perfect scales. The Rankin scale conspires the absolute zero as the 492 degrees Rankin. The temperature sensor directs indisputably the zero estimations as near the less 46 degrees Fahrenheit.

VII.PULSE RATE SENSOR

Heartbeat rate sensor is proposed to give electronic yield of warmth beat when a finger is put on it. Exactly when the heart beat discoverer is used, the beat Drove flashes in synchronous with each heartbeat. This mechanized yield can be joined to microcontroller genuinely to considered the Beats Each Minute (BPM) rate. It tackles the standard of light change by circulatory system by finger at every heartbeat.



Fig.5 Pulse Rate Sensor

International Journal of Innovative Research in Science, Engineering and Technology
An ISO 3297: 2007 Certified Organization *Volume 9, Special Issue 1, March 2020*
8th National Conference on Frontiers in Communication and Signal Processing Systems (NCFCSPS '20)
18th-19th March 2020

Organized by

Department of ECE, Adhiyamaan College of Engineering, Hosur, Tamilnadu, India

VIII.RESULT



Fig.5 LCD Display

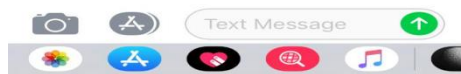
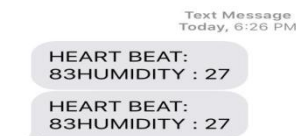


Fig.6 Message Display

IX.CONCLUSION

A model of an animal prosperity watching system is shown. The model system incorporates the sensor module and sinks module. This task can contraction it in the houses where there are pet creatures. It will be unequivocally focusing on wellbeing checking creature. This development regulate high low power use, low Multifaceted nature and time territory objectives. In the pulse detecting module, we have utilized, and the created module has been transmitting information.

International Journal of Innovative Research in Science, Engineering and Technology

An ISO 3297: 2007 Certified Organization

Volume 9, Special Issue 1, March 2020

8th National Conference on Frontiers in Communication and Signal Processing Systems (NCFCSPS '20)

18th-19th March 2020

Organized by

Department of ECE, Adhiyamaan College of Engineering, Hosur, Tamilnadu, India

REFERENCES

- [1] Rita Brugarolas, Tahmid Latif, James Dieffenderfer, Katherine Walker, Sherrie Yuschak, Barbara L. Sherman, David L. Roberts, and Alper Bozkurt, "Wearable Heart Rate Sensor System for Wireless Canine Health Monitoring", IEEE Sensor Journal, May 2016.
- [2] Hai Wang, Abraham O. Fapojuwo, and Robert J. Davies, "A Wireless Sensor Network for Feedlot Animal Health Monitoring", IEEE Sensor Journal, August 2016.
- [3] Anuj Kumar and Gerhard P. Hancke, "A ZigBee-Based Animal Health Monitoring System", IEEE Sensor Journal, January 2015.
- [4] Greg Byrd, North Carolina State University, "Tracking Cows Wirelessly", IEEE Journals, June 2015.