



e-ISSN: 2319-8753 | p-ISSN: 2320-6710

IJRSET

International Journal of Innovative Research in
SCIENCE | ENGINEERING | TECHNOLOGY



INTERNATIONAL JOURNAL OF INNOVATIVE RESEARCH

IN SCIENCE | ENGINEERING | TECHNOLOGY

Volume 9, Issue 10, October 2020

ISSN INTERNATIONAL
STANDARD
SERIAL
NUMBER
INDIA

Impact Factor: 7.512



9940 572 462



6381 907 438



ijirset@gmail.com



www.ijirset.com

Analysis of a RCC Residential Building with X-Bracings and Shear Wall by Using E-Tabs

Shaik.Noor Ibrahim¹, Mande Raghavendra²

Assistance Professor, Dept. of Civil Engineering, Vasireddy Venkatadri Institute of Technology, Namburu,
A.P., India¹

M.Tech Student, Dept. of Civil Engineering, Vasireddy Venkatadri Institute of Technology, Namburu,
A.P., India²

ABSTRACT: Conceptual—Steel propped outline is one of the auxiliary frameworks used to oppose seismic tremor stacks in multi-celebrated structures. Many existing fortified solid structures need to retrofit to beat the inadequacies to oppose seismic burdens. The utilization of steel supporting frameworks for fortifying or retrofitting seismically lacking strengthened solid casings is a suitable answer for improving tremor opposition. In the current examination, the seismic exhibition of fortified cement (RC) structures restored utilizing concentric steel propping is explored. The propping is accommodated fringe segments. A twelve story building is examined for seismic zone V according to IS 1893-2002 utilizing ETABS 2016 Software. The structure is dissected for models with 'X' type supporting and an unbraced casing. The rate decrease in parallel dislodging is discovered. It is discovered that the 'X' kind of steel supporting essentially adds to the auxiliary solidness and diminishes the most extreme story floats of the edges. The propping frameworks improve the sidelong solidness as well as the relocation limit of the structure

KEYWORDS : X- bracings, shear wall, Etabs2015, Storey drifts, Storey displacements, Axial forces.

I. INTRODUCTION

Seismic tremor is a one of the most destructive risks which is affected by normally. The creator is first fundamental item is to keep from the quakes and limit the death toll and property. Understanding that assess the strength of structure because of upgrade security, or decrease harm, there is a steady move from " Strength direction " to " Performance Based ". the points of interest in surveying the conduct of working during solid ground movements to diminish property harm and death toll has settled on execution based structure progressively mainstream decision through engineers. By utilizing direct static, non straight static, direct powerful, non direct unique investigation strategies, the basic conduct during a tremor of a given seriousness can be surveyed. The most usually embraced technique in this venture is straight unique investigation, is prevalently known as " Response range ", In which greatest auxiliary reaction is plotted as a basic period work for a given time history record and damping level. Results ought to be encompassed in the structure a smooth plan range. By setting the bracings and sheardivider, We improve the structures properties and to expand the life of the structure. In this venture we can included these and expanding the quality of the structure for better outcomes by utilizing Etabs programming.

BRACINGS: In neoteric years, an exertion is being made to create and better the structure control gadgets to diminish seismic effect in structures and scaffolds. Full scale actualize of dynamic control frameworks is troublesome as it is costly and less trustworthy. Latent supplemental damping frameworks like base detachment viscoelastic dampers and tuned mass dampers are generally utilized in structures to diminish the dynamic reaction . Semi dynamic damping frameworks, for example, factor hole liquid dampers, controllable grinding gadgets, variable stiffnes gadgets, are more amazing in relieving dynamic reaction than dynamic and aloof damping framework. Mechanical gadgets e.g, dampers are given all through the tallness of the structure to improve the damping consequently diminish the reaction either by engrossing or disseminating vitality. Rubbing dampers scatter explicitly motor vitality through slide of plate surfaces, it very well may be proportional to 30% basic damping proportion. To improve seismic reaction rubbing dampers is given as X-support. The decrease in reactions when MDOF building associated with half 40% 30% of the dampers at fitting areas is nearly as much as when they are associated at all floors.

SHEAR WALL: Shear divider is a strengthened solid structures wide space in numerous tremor territories, for example, India, Canada and Turkey. Shear dividers are vertical eliments of even power opposing framework. These are normally utilized for tall structures to abstain from building breakdown because of seismic burdens. These are useually

positioned between sections, flights of stairs, lift wells, latrines, and utility shafts. Shear dividers are given standard in plan and rise.

At the point when dividers are put in favorable situations in a structure, they can be productive in repeating parallel burdens starting from wind or quakes. High part of the parallel burdens on the structures and level shear power coming about because of the heap are relegated to building components they have been named shear divider. Strengthened solid structures with shear divider additionally have segments, these sections fundamentally convey gravity loads. Such a significant number of literary works are accessible for RCC shear divider structure. These are ought to be given in particular position to oppose the sidelong powers.

II. LITERATURE REVIEW

Viswanth K.G Prakesh K.B Anant desai(1)"Seismic examination of steel bracings on the fortified solid structures "The seismic exhibitions of strengthened solid structures restored utilizing steel propping framework is investigated. The supporting is accommodated extra to the segments .A four story structure is investigation for different seismic zones according to IS1893:2002 utilizing STAAD Pro programming .The adequacy of various sorts of the steel bracings at the edge of the RC encircled structure on the seismic exhibitions of the structure assessed terms of worldwide and story floats . the investigation is reached out to tenth to twelve story structures .The rate decrease factor in parallel displacements, drifts is less during the allocate of X-bracings frameworks Hence the X type bracings significantly lessens the greatest story floats in the structures.

Rony Mohan and C.Prabhas (2) are spoke to dynamic examination of R.C.C structured with shear dividers for analysis. Consider here two multi story structures one is six story and the other is twelve stories have been planned utilizing programming of SAP 2000 for dynamic investigation for the two models under the seismic zone V in india according to IS1893:2002. Six various sorts of shear dividers frameworks with its variety of mode shapes because of horizontal powers here we consider for contemplating the viability in resisting sidelong forces. This paper likewise manages the impacts of the variety of the structures stature on the auxiliary reaction of the shear dividers on the structures.

Syed khasim mutawalli(3) The study led can be given double framework which comprises of both shear dividers and supported edges and second opposing framework with the end goal that that the two way frameworks are intended to oppose the two plan power in proportion to their sidelong solidness considering the cooperation of double framework at all floor levels .The second opposing frames might be intended to autonomous oppose the heap of 25% of plan od base shear. for malleability nature of the section intersection study can likewise made different damping frameworks are accommodated the structure consequently here unique reaction of skyscraper structures affected by the shear walls. The result processed to decrease the story drifts, lateral loads causing on the structure. The significant highlights are examined.

III. METHODOLOGY

In this venture, we are structured a G + 12 multi story working with x-bracings and shear dividers by utilizing E-tabs 2016. It was created in the department of civil building research center which is held in VASIREDDY VENKATADRI INSTITUTE OF TECHNOLOGY (VVIT) under the help of our department staff.

DESIGN METHOD :

The arrangement with x-bracings and shear divider which are adding shafts, segments, sections, step case and lift as appeared in the beneath,




Fig: Building in 3d view

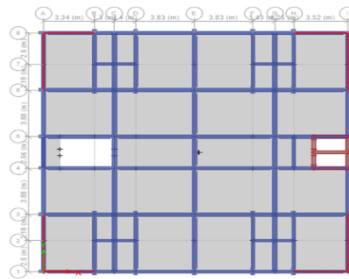


Fig: Building plan

MATERIAL PROPERTIES:

PARTICULARS	DIMENSION/VALUE FOR RCC STRUCTURE
Plan dimension	15.9 m X 20.01m
number of stories	G + 12
Total height of building	39.59m
Height of each storey	3.35m
1 st floor	2.75m
Height of parameter	1.3m
Size of beam	
Major beam	600mm X 300mm
Minor beam	400mm X 250mm
Size of column	600mm X 300mm
Seismic zone	0.36 (zone 5)
Live loads at all floors	2 kn/m, 1.5kn/ m
Density of concrete	25 kn/m ³
Density of brick	20 kn/m ³
Density of steel	7850 kg/m ³
Grade of concrete	M40
Grade of reinforcing steel	Fe 500
Soil condition	Type-3
Response reduction factor	5
Importance factor	1

CALCULATIONS :

Concrete-RCC-25kn/m³

- pcc-24kn/m³

Block - 20kn/m³ -

Mortar – 21kn/m³

Soil - 16 – 18kn/m³

Water - 10kn/m³

Steel – 7850kg/m³

= 78.5 kN/m³

Stage 1: Seismic Definition

Include IS – 1893 - (2002)

values

Select zone eg – Zone-4

0.24



Zone-5	0.36
Zone-3	0.16
Zone-2	0.10

R – Response Reduction factor = 3 or 5(for second safe structure)
 Significance factor = 1(for general structure.) or 1.5(for significant structure)
 Eg:- Hospital, Schools, Malls

Soil factor = 2 => for general soil.
 = 1 =>for rock.
 = 3 =>for sand.

Damping proportion = 0.05(for cement).

Seismic Loading

- Load power = Thickness of part x thickness of the material
 = m x kN/m³
 = kN/m²

- Self weight(with factor=1)

Protuberance weight

=>DL + 0.5LL or DL + 0.25LL

Outside Wall Load = 0.23 x 3 x 20 = 11.6

Inner Wall Load = 0.12 x 20 = 3kN/m²

Heap of floor finish = 0.06 x 24 = 1.4kN/m² or 1.5kN/m²

Heap of slab=0.15 x 25 = 2.875 kN/m²

Live load=Generally for Commercial Building = 3kN/m

IV. RESULTS AND DISCUSSIONS

In this, aftereffects of strengthened concrete solid structure with X-bracings and shear divider are discussed about the diversions, story floats, story relocations, base responses, seismic stacking and development about it. Diagrams and tables are plotted to get the distinction. So we are investigated the structure in this venture in zone V to get the outcomes are held in underneath.

BASE REACTIONS FOR ZONE V:

Comparison property	F _X (KN)	F _Y (KN)	M _X (KN-M)	M _Y (KN-M)
In X-direction	3809.5505	0	0	116454.5205
In Y-direction	0	3809.5505	116454.5205	0

STOREY DISPLACEMENTS FOR ZONE V:

Along X- direction,

Storey	X -direction (mm)
12	18.74
11	17.515
10	16.133
09	14.576
08	12.858
07	11.013
06	9.088
05	7.137
04	5.225
03	3.431
02	1.85
01	0.543



Along Y-direction ,

Storey	Y- direction (mm)
12	13.046
11	12.078
10	11.016
09	9.86
08	8.623
07	7.33
06	6.012
05	4.702
04	3.466
03	2.324
02	1.31
01	0.426

STOREY DRIFTS FOR ZONE V :

Along X-direction,

Storey	X- direction (M)
12	0.00037
11	0.000417
10	0.00047
09	0.000517
08	0.000554
07	0.000577
06	0.000583
05	0.000571
04	0.000536
03	0.000473
02	0.000389
01	0.000198

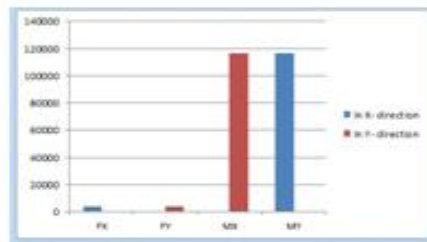

Along Y-direction,

Storey	Y-direction (M)
12	0.000289
11	0.000317
10	0.000345
09	0.000369
08	0.000386
07	0.000394
06	0.000391
05	0.000377
04	0.000349
03	0.000307
02	0.000264
01	0.000155

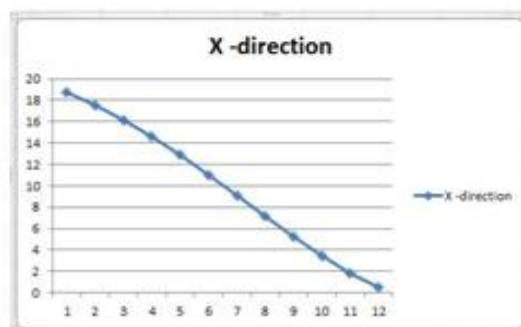


AXIAL FORCES FOR ZONE V :

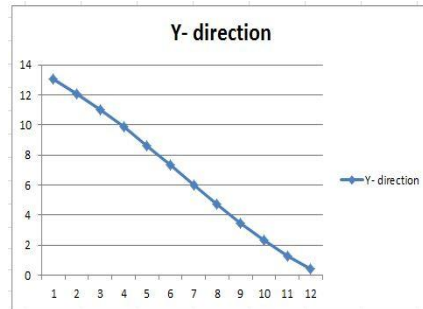
Storey	Axial force (KN)
12	747.02
11	751.884
10	771.94
09	822.369
08	914.93
07	1062.32
06	1277.25
05	1572.42
04	1960.53
03	2454.26
02	3066.37
01	3809.50



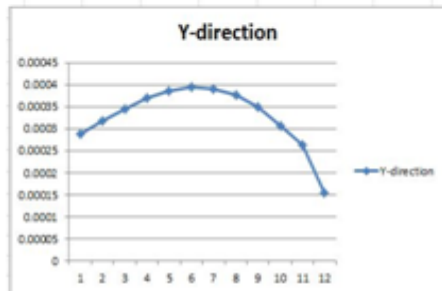
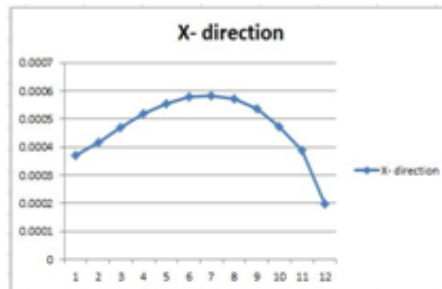
Reactions



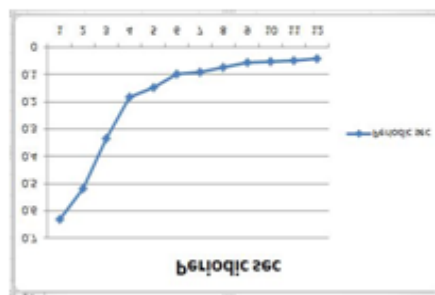
X Axis Displacements



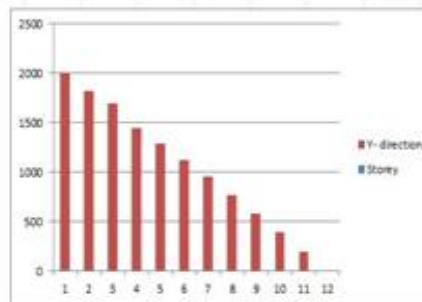
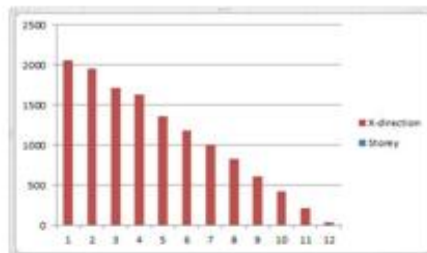
Y Axis Displacements



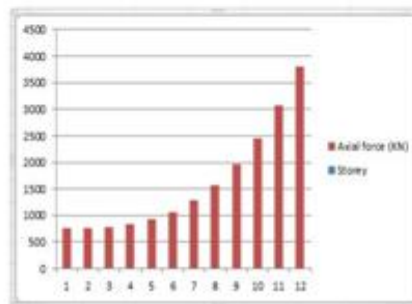
Storey Drifts along X & Y Axis



Mass Dissipation



Wind forces for X & Y axis



V.CONCLUSION

1. Fundamental trademark period decreases when sway strong focus divider is thought of.
2. Story coasts are found inside the limit as dictated by code (IS 1893-2002 Part-1) in both immediate and dynamic and non-straight static assessment.
3. Inlet wide and story stature shear divider can be satisfactorily used in diminishing the dynamic response of a structure.
4. The development of shear dividers for even quality grows the fundamental robustness which along these lines develops the spooky speeding sa/g regard in models of building.
5. The direct of fittingly ordered fortified strong packaging building is good of intrigue and cutoff twists and the scattering of turns in the poles and the sections. A huge part of turns made in the columns and relatively few in the fragments yet with compelled hurt.
6. The result obtained the extent that execution point and plastic turns gave on comprehension into the real lead of structures.
7. Steel propping system shows the capable and moderate measures for RC multi-story structures arranged in high seismic areas.

REFERENCES

[1] Marc Badoux and James O. Jirsa, (1990). "Steel Bracing of RC Frames for Seismic Retrofitting." J. Struct. Eng., 10.1061/(ASCE)0733-9445(1990) 116:1 (55), 55-74.
 [2] Nitin Bhojkar1, Mahesh Bagade(2) "Seismic Evaluation of High-rising Structure by Using Steel Bracing System".



- [3] Arlekar, N.J., Jain K.S., and Murthy, C.V.R. "Seismic Response of RC Frame Buildings with Soft First Stories", Proceedings of the CBRI Golden Jubilee Conference on Natural Hazards in Urban Habitat, New Delhi, 1997.
- [4] Mahmoud Reza Maheri A. Sahebi "Use of steel supporting in invigorated strong edges"
- [5] Nauman Mohammed, Islam Nazrul "Lead of Multi-story RCC Structure with Different Type of Bracing System (A Software Approach)"
- [6] Viswanath K.G, Prakash K.B, Anant Desai) "Seismic Analysis of Steel Braced Reinforced Concrete Frames"
- [7] IS: 1893 (Part-I) (2002): Criteria for Earthquake Resistant Design of Structures, Part-I General Provisions and Buildings, Fifth Revision, Bureau of Indian Standards, New Delhi.



INNO  **SPACE**
SJIF Scientific Journal Impact Factor

**Impact Factor:
7.512**

ISSN INTERNATIONAL
STANDARD
SERIAL
NUMBER
INDIA



INTERNATIONAL JOURNAL OF INNOVATIVE RESEARCH

IN SCIENCE | ENGINEERING | TECHNOLOGY

 **9940 572 462**  **6381 907 438**  **ijirset@gmail.com**



www.ijirset.com

Scan to save the contact details