



e-ISSN: 2319-8753 | p-ISSN: 2347-6710

IJRSET

International Journal of Innovative Research in
SCIENCE | ENGINEERING | TECHNOLOGY



INTERNATIONAL JOURNAL OF INNOVATIVE RESEARCH

IN SCIENCE | ENGINEERING | TECHNOLOGY

Volume 10, Issue 3, March 2021

ISSN INTERNATIONAL
STANDARD
SERIAL
NUMBER
INDIA

Impact Factor: 7.512

 9940 572 462

 6381 907 438

 ijirset@gmail.com

 www.ijirset.com

Next-Generation Big Data Analytics: Integrating AI and Machine Learning for Scalable Decision-Making Frameworks

Manjeet Malaga

Independent Researcher

ABSTRACT: The combination of Artificial Intelligence (AI), Machine Learning (ML) along with Big data analytics has completely transformed the use as well as analyzing of such huge amount of data by organizations. In this article we talk about how big data analytics have progressed with AI/ML that efficiently enhances the data scalability, accuracy, and decision making. It explores the fundamental building blocks of next-generation analytics—AI-driven algorithms and ML frameworks, as well as scalable data infrastructure like the cloud and the edge. This discussion discusses the advantages of incorporating such technologies, including enhanced prediction accuracy, real-time decision-making, and automation, and the problems, including algorithmic complexity, ethical, and scalability issues. In addition, the article explores the future of Big Data analytics, including prospects of emergent technologies such as quantum computing, the rising significance of Explainable AI, and the prospect of federated learning. This overview shows that scalable, ethical, and effective decision making techniques in the Big Data era require AI and ML as fundamental technologies.

KEYWORDS: Big Data Analytics, Artificial Intelligence (AI), Machine Learning (ML), Predictive Analytics, Scalable Frameworks, Quantum Computing

I. INTRODUCTION

In today's digital age data is the underpinnings of innovation, from making business decisions in the small and large industries and how such organizations function. In Big Data, and especially the scale we are talking about, we have this immense volume of data, various types of data, and a velocity of data like never before, all providing unprecedented opportunities to extract actionable information. But it poses severe challenges, too. Big Data is too big and complex to be analyzed and interpreted using traditional means. This will enable businesses to create hyper personal experiences and solutions.

Moreover, integrating AI and IoT will improve predictive capabilities of smart devices such as proactively make the best use of resources, predict device failures, and optimize working in real time. When Analytics will become possible in such a way, without making it complicated and will make more complex decisions possible, that's where Artificial Intelligence (AI) & ML (Machine Learning) will come in to play. Big data is needed in the modern society; big data is used on almost all sectors ranging from health, finance, retail and transportation. Take healthcare, for example: by looking at patient records and treatment outcomes, we can offer better health outcomes for the patient and more personalized care. In finance, data-driven strategies are applied to curb risk and enhance investment decision-making. Unfortunately, handling and processing Big data often exceeds the capabilities of traditional tools. Many datasets are unstructured, such as text, images, videos, and social media interactions, which are mostly hard to organize and interpret by traditional paradigms.

Big data can be processed more effectively with Big Data analytics relying on AI and ML by automating certain tasks and identifying patterns that even human analysts aren't aware of. Unlike the traditional rules-based and human-intervention-based approaches, AI or ML systems are dynamic and adapt according to the data's evolution. Such as identifying correlation trends in large and complex datasets is where Machine Learning algorithms thrive. For example, ML is used by retailers to predict customer purchase behavior and healthcare to predict patient outcomes using historical trends. In addition to improving accuracy, organizations can act quickly in these changing situations.

The move towards smart, fast, and scalable decision-making frameworks results in the integrating AI and ML in Big Data analytics. These technologies reduce the chance of human error while making decisions based on hard data inputs.



These allow proactive strategies by predicting issues or opportunities, like preventing equipment failures on a manufacturer’s line or, in real time, detecting fraudulent transactions. It also makes operations smoother by automating repetitive tasks and freeing up resources for forward-looking initiatives.

Through raw data, AI and ML transform data into a significant decision-making tool, allowing a business to remain competitive in the era of advanced digital infrastructure. Integration into Big Data analytics represents a massive step forward as it enables companies to take advantage of all their data while making well-informed and scalable decisions. We will explore the evolution and impact of these technologies and discover that they have become necessary to survive today’s data-filled environment and be competitive in it.

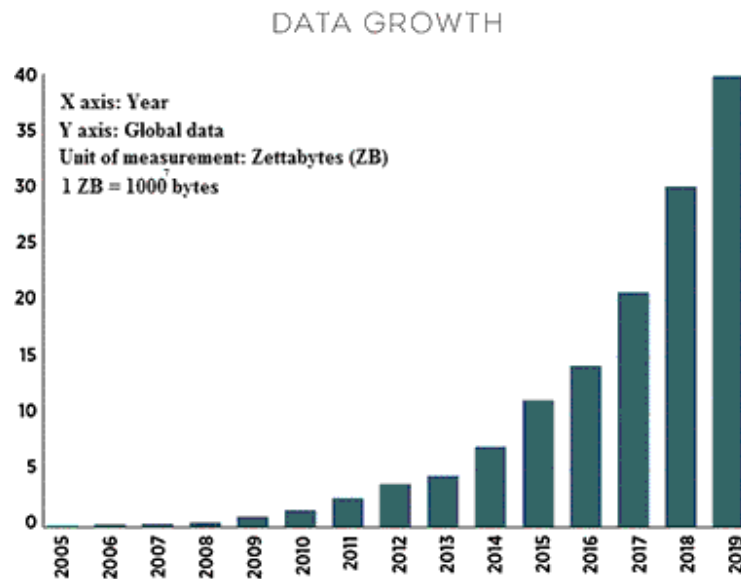


Figure 1. Growth of Big Data Over Time

II. THE EVOLUTION OF BIG DATA ANALYTICS

Data processing through Big Data analytics has a long way to go ever since advanced AI-driven methods have enhanced low-key rudimentary. Evolution stems from the growing complexity of data and greater business desire for actionable insights. We can appreciate where we are with data analytics today by looking at a bit of data analytics history, recognizing the limitations of a traditional approach to data, and what AI and ML have brought to the table.

2.1. Early Approaches to Data Analytics

Data analytics in its early phases largely depended on the manual and some basic statistical tools. In those days, organizations collected data in a structured manner (spreadsheet or relational databases) and analyzed it via descriptive statistics (historical trend summaries). It was mainly concerned with understanding “what happened” rather than predicting the future outcome. Reports were generated through time-consuming processes, requiring significant human intervention and domain expertise.

These early methods worked well for small, structured datasets with limited and manageable data sources. For example, the retail business used the sales report to find the best-selling products, whereas the manufacturing business used the production report to measure efficiency. However, these analyses yielded insightful but inherently static results that provided little flexibility for dynamic or large-scale decision-making.

2.2. Key Limitations of Traditional Analytics Methods

Although they were fine for simpler phrases, standard analytics techniques ran out of steam as data scales explosively in volume, variety, and velocity. The massive introduction of unstructured and semi structured data into the ecosystem caused by the growth of the Internet, social media, IoT (internet of things) devices, etc. is resulting in technological advancements. Traditional methods faced several key limitations:



2.2.1. Inability to Handle Large Volumes of Data: Traditional systems must be built to operate on terabytes or petabytes of data at real-time speeds. Storage and computational limitations often led to incomplete analyses or data loss.

2.2.2. Limited Analytical Depth: Traditional tools required previously defined models and human-crafted queries that proved too limiting to find complex patterns or correlations underlying the data.

2.2.3. Lack of Predictive and Prescriptive Capabilities: Most traditional methods were descriptive, and most of the described trends were historical rather than forecasted for future events or prescribed the most favorable course of action.

2.2.4. Time-Consuming Processes: At every stage of the data collection, cleaning, analysis, and reporting, manual interventions were needed, and the actionable insights took time to become available.

The constraints that accompanied these datasets crystallized the requirement for higher levels of abstraction in data analytics techniques, which gave rise to AI and Machine Learning innovation.

2.3. How AI and Machine Learning Brought Change in Analytics

Adding AI and Machine learning to data analytics bailed out the field by solving problems other techniques could not solve while opening up new doors. AI-enabled analytics provided:

- Real-time sophisticated large dataset analytics.
- Unstructured data management.
- More manual intervention is needed to build rich models.

Most of these were realized through Artificial Intelligence, a subset that Machine Learning extended by allowing systems to learn from the data they received to improve past performances.

The most valuable advancement was the transition from using descriptive to predictive and prescriptive analytics. Some applications of AI and ML involve using data from the past to make predictions in the future; these predictions could be customer purchases or trends, market fluctuations, or equipment failure. Due to the causal-probabilistic capacity, the decision-making process advanced from the prior reactive approach to one that predicted future opportunities and constraints.

Also, these technologies are best for handling unstructured data such as images, text, and videos using Natural Language Processing and Computer vision. Social media sentiment analysis, for instance, has been transformed into a tool that could help monitor consumers' opinions and preferences.

Another critical advancement was automation. Automated realizations eliminated the need for manual approaches to many tasks, including data cleansing, feature, feature creation, and model construction. This not only enhanced efficiency but also changed the landscape of analytics by expanding, for the most part, for the general users and not simply the IT gurus.

Finally, one can predict the development of Big Data analytics based on the increased need for different solutions and the impossibility of using regular tools. Advanced Intelligent Systems and Machine Automation have transformed it, allowing faster and more complex analysis for deeper and continuous results. Thus, they made data analytics a competitive weapon, enabling organizations to perform better in an environment where more data than ever surround them.

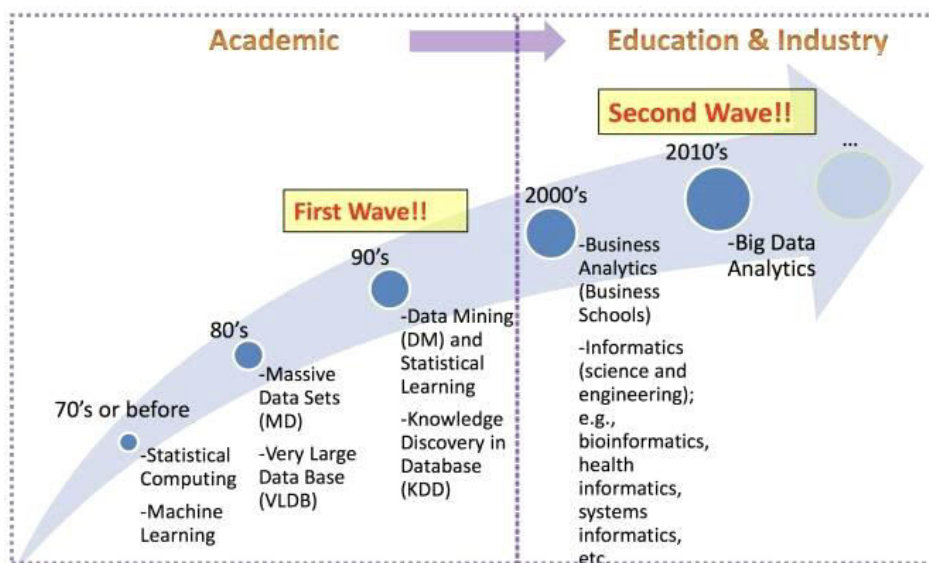


Fig 2. A brief history of big data analytics.

III. CORE COMPONENTS OF NEXT-GENERATION BIG DATA ANALYTICS

The advent of sophisticated tools and technologies has rapidly evolved big data analytics. Inside of it all lie Artificial Intelligence (AI), Machine Learning (ML), and scalable data infrastructure, all working together to allow for greater insight based on precision, efficiently and dynamically. Understanding these core components helps us grasp how modern analytics systems achieve unparalleled performance.

3.1. AI Algorithms: The Brain Behind Smarter Insights

AI algorithms drive intelligent Big Data analytics. Unlike traditional static rules, AI algorithms react to the data dynamically, finding complex patterns, anomalies, and relationships that wouldn't be discovered otherwise. These algorithms allow them to analyze large datasets quickly and with precision. However, they are meant to mimic human intelligence.

One of the core regions where AI is best is the unstructured data. But the data is so vast — text, images, videos, sensor readings that without AI algorithms — like Natural Language Processing (NLP) and Computer Vision — it's simply impossible. With NLP, you can analyze text data and pull sentiment, topics, or intent from customer reviews, social media posts, and documents. Similarly, Computer Vision uses images and video to reveal insights within the healthcare (medical imaging) and security (facial recognition) industries.

Furthermore, AI algorithms perform well in real-time analytics — analyzing live data streams to provide intelligence at the right time. For instance, AI proc systems check for real-time fraud in financial market transactions. Dynamic pricing models in retail change the item's price according to demand, inventory level, and competitors' trends. With these intelligent algorithms, businesses can now step off of descriptive analytics into predictive and prescriptive realms of analytics to make smarter, more proactive decisions.

3.2. Machine Learning Frameworks for Dynamic Data Interpretation

Next-generation analytics is powered by the AI backbone known as Machine Learning. The ML frameworks offer tools for training models to understand data and continue to update training over time with new information. These frameworks empower systems to go beyond predefined rules, learning from data patterns and adapting to changing conditions.

There are several types of Machine Learning techniques used in Big Data analytics:

3.2.1. Supervised Learning: By labeling datasets, experts train models for making predictions. Fraud detection, for example, is a case where supervised learning is applied since past fraudulent transactions are used as a measure to identify what may become riskier in the future.



3.2.2. Unsupervised Learning: This technique finds hidden patterns with little labeled data. Customer segmentation is commonly used: segmentation of customers by their behavior, preferences, or demographics.

3.2.3. Reinforcement Learning: Using trial and error, a model tries to maximize rewards for some behavior. Applications include optimizing supply chains or developing recommendation systems.

Frameworks for popular ML frameworks like TensorFlow, PyTorch, and Scikit-learn have made building and deploying Machine Learning with scale easier than ever. The pre-built algorithms, libraries, and tools in these frameworks help you solve processes like data pre-processing, feature selection, and model evaluation in a streamlined fashion.

These frameworks allow businesses to derive actionable insights from Big Data better. All this facilitates the evolution of systems with data while keeping analytics up-to-date and relevant when conditions shift.

3.3. Scalable Data Infrastructure’s Role

Finally, AI/ML algorithms power the analysis, yet it runs on a robust and scalable data infrastructure. Big Data systems also need scalable infrastructure—enough capability in our hardware and software to keep pace with the exponential growth in data volume, velocity, and complexity without facing performance bottlenecks.

Modern data infrastructure is built on cloud computing, distributed storage, and powerful processing frameworks. On top of that, these cloud platforms offer on-demand resources to store and process massive datasets without the cost of maintaining costly premises’ hardware. They also provide elasticity; as a business’s resources grow, so do the platform's available resources, and vice versa.

Distributed computing frameworks such as Apache Hadoop and Apache Spark are critical for managing large-scale analytics. These allow data sets to be split into chunks smaller than the system's maximum and processed in parallel across many nodes. The overhead of analyzing terabytes or petabytes of data is significantly reduced in this architecture.

Moreover, edge computing has become a key part of scalable infrastructure. Edge computing restricts latency and improves real-time analytic capability by processing data closer to the source, such as IoT devices. In domains such as manufacturing and autonomous vehicles, immediate insights are crucial. Thus, this is especially useful.

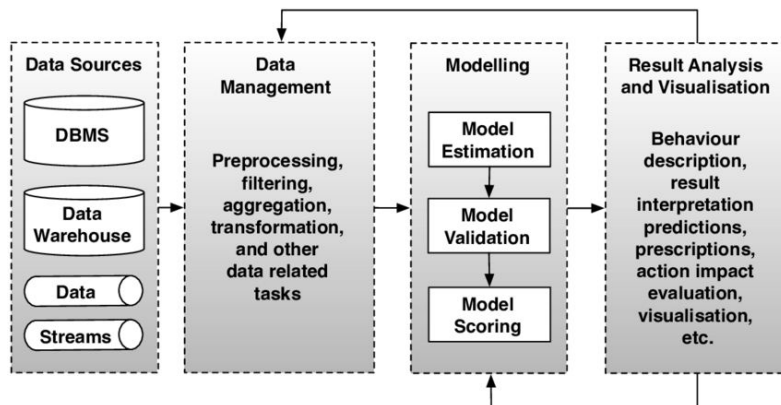


Fig 3. Overview of the analytics workflow for Big Data

IV. BENEFITS OF AI AND MACHINE LEARNING INTEGRATION

Companies are utilising Big Data Analytics along with Artificial Intelligence (AI) and Machine Learning (ML) to process their data and get to smarter conclusions in a more rapid approach. By merging AI and ML — which, if combined, bring about advanced algorithms on a scalable infrastructure — efficiency, precision and agility is attained. These technologies have overcome many of the challenges with traditional analytics, offering transformative benefits to many industries.



4.1. Enhanced Predictions with Higher Accuracy

These software benefits bring out two of the most important AI and ML integration advantages: significant improvement in predictive accuracy. Using historical data, Machine Learning algorithms find trends, patterns, and anomalies beyond what can be consumed by human beings or traditional models. This capability allows organizations to make better informed decisions with more confidence in their predictions of future events.

For example, in healthcare, AI predictive models such as in this instance, predict patient outcomes along with other factors including clinical data, medical history and genetic factors. It enables doctors to personalize treatments so they are more likely to succeed. In finance, AI algorithms similarly predict market trends by analyzing large amounts of economic indicators, transaction data, and global events.

AI and ML models don't use static statistical methods and keep learning and evolving as new data is available. This is an iterative process where predictions remain accurate and relevant, even as conditions change. These technologies add accuracy to predict better equipment failure in a manufacturing operation or the demand in a supply chain, which results in better outcomes and reduces risks.

4.2. Real-time Decision-Making Capabilities

Another game changer is the speed of AI and ML-powered Analytics. However, traditional methods for data processing can take hours, or even days, to process massive datasets. As a result, insights take time to arrive and are often left until the last minute for decisions to be made. However, AI and ML systems deal with data in real-time; thus, organizations can respond quickly and seize the opportunities as they happen.

In dynamic industries, real-time decision-making is extremely important. In finance, high-frequency trading platforms analyze market conditions and perform trading within milliseconds using AI to grab fleeting opportunities. In retail, AI systems are designed to adjust pricing strategies to recommend products to customers as they browse live, increasing sales and customer satisfaction.

However, AI-driven systems go beyond speed to sort and filter information so that decision-makers can focus on the most critical information. Reducing information overload, this capability makes certain that businesses are focusing on what matters the most. Combining AI and ML gives actionable insights when required, making operations agile and competitive.

4.3. Automation in Data Processing

The way AI and ML are transforming Big Data analytics hinges on one principle: automation. Typically, traditional methods are labor-intensive, such as data cleansing, changing, and analyzing. They involve resources that are time-consuming and prone to human error. These processes are automated by AI and ML, making processes much more efficient and far more consistent.

For instance, just as an example, we can think of AI, a component of AI-powered tools that cleans and pre-processes raw data for us by determining missing values, fixing errors, and standardizing the format, all with diminished human intervention. This automation allows quicker time to prepare data for analysis and better quality. ML algorithms also automate feature selection – they find out which features are most relevant for the study and simplify the process of building a model.

It's not just mundane and menial tasks, but it also includes anomaly detection and trend analysis. AI systems continuously watch data streams and alert when patterns or deviations occur, all without constant human oversight. Such an ability has been important for use cases in cybersecurity, where catching and reacting to potential threats in real-time is crucial.

The routine and repetitive tasks that can be automated using AI and ML free up human resources for more strategic work — creatively, intuitively, and, of course, with domain expertise. Ultimately, this boosts productivity and inspires innovation, freeing up teams to dedicate their time to moving in smarter directions and working through elusive problems.



Table 1. Key Benefits of AI and ML Integration in Big Data Analytics

Feature	Traditional Methods	AI and ML Integration
Accuracy	Limited to predefined models and static analysis.	Dynamically learns patterns for highly accurate predictions.
Speed	Slower processing due to manual interventions.	Real-time data analysis and instant insights.
Scalability	Struggles with growing data volumes and complexity.	Seamlessly scales with cloud and distributed systems.
Automation	Requires significant manual effort in data handling.	Automates data preprocessing, cleaning, and model training.
Bias Minimization	Prone to human errors and biases in rule-based systems.	Reduces bias by relying on objective, data-driven algorithms.

V. THE CHALLENGES FACING INTEGRATION OF AI WITH BIG DATA ANALYTICS

Although effective integration of Artificial Intelligence (AI) and Machine Learning (ML) with Big Data analytics provides huge transformational advantages, this has its challenges. The full realization of these advanced technologies' potential requires organizations to grapple with technical, ethical, and infrastructural complexities. It is important to understand these hurdles to design robust and effective analytics systems.

5.1. The Complexity of Algorithms

Any AI or ML solution depends on complex algorithms designed improperly and tuned improperly. The development of these algorithms requires a lot of domain contextual knowledge as well as data science expertise. For example, the specific problem and nature of data will guide the choice of ML model: supervised, unsupervised, or reinforcement learning.

The second issue stems from the need to train these models. Obtaining vast amounts of high-quality labeled data for training is almost impossible and very costly. Moreover, model updates with the new data trends must be done periodically by monitoring and refining them.

Another challenge is that many AI systems are what can be called a "black box." Complex models often yield difficult-to-understand results in decisions, hindering decision-makers from trusting or justifying these insights in areas like healthcare or finance.

This opacity can limit adoption and raise concerns about accountability.

5.2. Data Privacy Issues And Ethical Concerns

One of the greatest challenges of incorporating AI into analytics on Big Data is related to ethical considerations and privacy concerns. Most of these technologies depend on enormous amounts of data, including sensitive, personal information. We must ensure this data is used ethically and that public trust is not lost or we fall foul of regulations.

Because we train AI models on data, these models may learn and perpetuate the biases of the data we feed them. For example, hiring algorithms may use data that is biased when training it so that it disadvantages certain groups, or data used for training data in predictive technologies, like predictive policing, will only make preexisting inequalities worse. Data privacy regulations such as the General Data Protection Regulation (GDPR) in Europe and the California Consumer Privacy Act (CCPA) in the US have led companies to expect more from companies by requiring companies to be transparent about how they collect data, and explicitly ask permission. But then AI organizations have to operate in this regulatory framework but must also make sure that the AI system does not fall foul of compliance requirements. This includes implementing measures like anonymization, encryption, and consent management.

5.3. The challenge of scalability and infrastructure.

With a steep rise in data volumes, scaling an AI or ML system to manage this exponential growth becomes critical. Processing Big Data burdens computational and storage capabilities, and traditional infrastructure often fails to meet these demands. Organizations must adopt modern, scalable solutions like cloud computing, distributed systems, and edge computing.



However, moving to these infrastructures comes with high costs and technical skills. For example, migrating legacy systems to the cloud has to be carefully planned in order not to disrupt. In addition, it must be complex to maintain interoperability when working with different platforms and technologies.

Scalability challenges also extend to operational considerations. With the introduction of AI and ML systems, training, storage, and data processing costs continue to rise. Therefore, the problem of efficient resource allocation and optimization must be maintained in equilibrium with its scalability and cost-effectiveness.

VI. SCALABLE DECISION-MAKING FRAMEWORKS: AN OVERVIEW

As with any field engulfed by technology and where concepts are getting murkier with growing volumes of data, scalability has become a critical aspect of decision-making frameworks. Designed to work with increasing data volumes, users, and decision variables without compromising performance, scalable frameworks handle changing data needs. These systems help the organization to respond to the evolving challenges and opportunities.

6.1. Scalability in Decision-Making Defined

The scalability of a decision-making framework is the ability of that framework to scale up or adjust to accommodate increasing demands. These encompass the ability to handle larger datasets, support more complex models, and inform decision-making at a greater number of points. Hence, a scalable system leads to consistent performance, allowing organizations to expand and maintain efficiency and accuracy.

For e-commerce in particular, a scalable framework should be able to handle a spike of user activity, say during a Black Friday peak shopping season without crashing or slowing the system down. A similar scalable system for healthcare should accommodate a growing number of patient records and diagnostic tools as organizations expand.

6.2. Key Characteristics of Scalable Frameworks

Scalable decision-making frameworks share several common characteristics that set them apart from traditional systems:

6.2.1. Elasticity: The system allows dynamic resource allocation according to demand, thus ensuring the system remains effective during workload variation. Cloud-based platforms often excel in this area.

6.2.2. Interoperability: The frameworks are in seamless unison with different tools, data sources, and technologies that support scalable frameworks, which are used for a unified approach to analytics.

6.2.3. Automation: AI and ML inculcated into the system will automate routine processes, and the system can adapt to new data and new scenarios with minimal human intervention.

6.2.4. Resilience: Robust frameworks do well under unexpected challenges, including, for instance, hardware failure or cyberattacks, while maintaining their performance and reliability.

These characteristics make scalable frameworks critical for organizations wishing to succeed in a fast-changing and data-rich world.

6.3. Examples of Industries Leveraging These Frameworks

Several industries have successfully adopted scalable decision-making frameworks to enhance their operations:

In **finance**, scalable systems process millions of daily transactions, ensuring accurate fraud detection and risk assessment. Lenders can receive updated credit scoring models from AI-powered platforms that adjust their models dynamically as they get new data.

The retail industry uses scalable frameworks to manage large customer behavior, inventory, and supply chain datasets. Integrating AI-driven analytics allows retailers to predict demand, optimize stock holdings, and lend personal shopping experience at scale.

Real-time diagnostics, patient monitoring, and research are all supported by scalable frameworks in healthcare. For example, in telemedicine platforms, AI analyzes patient data and recommends treatments even as patient loads grow.



These models show how organizations can use scalable decision-making frameworks to continue to run smoothly against increasing complexity and data population. Investing in these systems can future-proof businesses' decision-making processes and keep them at the fore of a more competitive landscape.

VII. THE USE OF AI IN DEVELOPING SCALABLE FRAMEWORKS

The introduction of efficiency, adaptability, and precision in developing scalable decision-making frameworks by AI is transformative. Optimizing resource allocation is one of its largest contributions. Algorithms deployed in AI systems pull in vast datasets, recognize where efficiencies can be made, and even predict what shortages and surpluses will likely occur, thus helping organizations distribute resources optimally. Take cloud computing as an example; AI guarantees that the computer 'expands' with demand, on-demand rather than overprovisioning. AI-powered systems also manage production schedules and energy use in manufacturing, saving money and producing anticipated output.

In the predictive maintenance industries, AI is a must. AI studies sensor data and operational metrics to establish the chances of a piece of equipment breaking down before it does. It is a proactive approach that minimizes downtime and extends the lifespan of assets. There are other areas where AI works its magic. AI examines user behaviors, preferences, and historical data to offer immensely personalized recommendations and services, enhances customer satisfaction, and enables growth.

AI is also crucial to fight human bias in decision-making. Subjective judgments can often lead to errors or inequities, and usually, traditional decision-making processes are influenced by such judgments. Designed properly, AI systems concentrate exclusively on pattern recognition in data and make fair decisions without prejudice. For instance, AI-driven hiring systems assess the skills and qualifications of the candidates instead of unconscious biases. However, we must maintain transparency in our models so that people who might not understand the premises behind the model's training can see that any biases that may have come through training have unintended origins. By continuously refining algorithms and monitoring their outcomes, AI supports equitable and scalable frameworks that drive consistent, unbiased decisions.

VIII. DECISION-MAKING PROCESSES WITH MACHINE LEARNING

Machine Learning (ML) has revolutionized decision-making, replacing decisions by learning from data and adapting to changing conditions. Because dynamic is a critical component of scalable frameworks, decisions must be accurate and responsive. Traditional methods have long since been replaced by ML models that find patterns and relationships in complex datasets beyond what human eyes can see.

Training models for a specific predictive task using labeled data is very common with supervised learning as a type of ML. For example, real-time anomaly detection of fraudulent transactions is trained on historical data. That guarantees decision-making frameworks stay ahead of the curve — one step ahead of emerging threats. On the contrary, unsupervised learning deduces unseen data structures without required predefined labels. It is widely used in customer segmentation, where a business segments consumers based on their behaviors or preferences to tailor marketing to them. With reinforcement learning, you train models via trial and error, improving your actions towards reaching the best outcomes. This is particularly useful in logistics and supply chains, where ML helps determine the most efficient routing and inventory strategies.

In practical applications, ML is transforming industries. In finance, it empowers systems to detect fraudulent activities by continuously monitoring transactions for irregular patterns. These models adapt as fraud techniques evolve, maintaining their effectiveness. ML yields optimized operations for supply chain management, forecasting demand, managing inventory, and cutting down delays resulting from unforeseen disruptions. Moreover, ML can predict its challenges and suggest improvisations to make competent decisions.

Compared to traditional statistical methods, ML offers distinct advantages. It is more adaptable and capable of updating predictions and insights as new data becomes available. This flexibility ensures that decision-making frameworks remain relevant even in dynamic environments. ML also handles greater complexity, analyzing interactions between numerous variables to provide nuanced insights that static models often miss. Moreover, ML automates much of the analytical process, reducing the time and effort required for data interpretation.

Machine learning has become essential in modern decision-making due to its advanced learning capabilities. It enables businesses to address challenges rapidly with precision while maintaining a tightly scaled framework that is resilient to growing data complexity. With ML, organizations can reach an insight and adaptability that traditional methods can't quite rival, assisting organizations to soar up to the heights in this fiercely competitive landscape.

IX. DATA COLLECTION AND PRE-PROCESSING: THE BACKBONE

Any Big Data analytics initiative is only as good as its data collection and pre-processing. This phase transforms raw data into a usable, validated, reliable, and ordered format for advanced analytics and decision-making. Regarding Artificial Intelligence (AI) and Machine Learning (ML), even the most sophisticated models can't provide correct results without clean, appropriately pre-processed data.

9.1. Clean and Structured data is important.

Raw data is typically messy, inconsistent, and error-ridden. This can contain duplicate, missing values or, in general, irrelevant information, which can badly affect the analytics outcomes. Clean and structured data is crucial for generating reliable insights. If your data has errors, your predictions become flawed, and your business decisions and your model's accuracy will suffer. Consistency is ensured, and algorithms can easily look for patterns, correlations, and trends.

Today's data comes from IoT sensors, customer interactions, social media platforms, and financial transactions. They produce data in various formats: structured, semi-structured, and unstructured, whose correlation needs to be aggregated to form a combined dataset. However, clean, structured data improves model efficiency and accuracy, enhancing the quality of insights and decisions we derive from it.

9.2. The tools and techniques for pre-processing.

The steps that are performed before data is analyzed are called pre-processing. Common techniques are data cleaning, normalization, transformation, and feature selection. Duplicate removal, error correction, and missing value filling are all part of cleaning.

Normalization scales data to a uniform range, especially for ML algorithms that rely on numerical consistency. Transformation converts data into formats compatible with analytics systems, while feature selection identifies the most relevant variables for model training.

Pre-processing is easy with a few tools, e.g., Python libraries for data manipulation and pre-processing like Pandas and NumPy or specialized tools for end-to-end workflow like KNIME and RapidMiner. Apache Spark and Hadoop provide scalable solutions for large-scale pre-processing in distributed environments.

9.3. How AI is used to clean and transform data

AI has revolutionized data pre-processing, which automated many labor-intensive tasks. Such AI-driven systems use algorithms to find and correct inconsistencies, identify missing or incorrect values, and suggest transformations using the patterns in the data. We can predict missing values thanks to Machine Learning models and retain the data as fully as possible.

Natural Language Processing (NLP) involves:

- Making text data more easily pre-processed.
- Extracting insights from unstructured sources such as emails.
- Reviews.
- Even social media posts.

For another example, AI-powered tools categorize content from image and video data for tagging and integrate them into analytics workflows.

AI also enhances data integration from multiple sources as the solution can automatically map and align fields with similar meanings but with different terminologies. This enables us to reduce drastically the time and resources used in the pre-processing process. Therefore, data becomes ready for analysis sooner, faster, and more accurately.



X. REAL-TIME ANALYTICS: DRIVING FASTER DECISIONS

In today's hyper-fast business environment, businesses need to be able to process and act on data near real time to be competitive. Real-time analytics help organizations make rapid data driven decisions about events as they happen. It thus helps organizations stay at an ever-important edge in markets where things are constantly changing.

10.1. Why Real-time Processing is important in a competitive market

We need the ability to analyze data in real time so we can respond quickly to trends, opportunities and threats as they emerge. Data is collected offline (typically) and stored until later when it is analyzed offline with traditional batch processing methods, which can lead to delayed insights. The cost of this lag is tremendous in competitive industries where time is everything.

For example, real-time analytics can allow a retailer who notices a sudden spike in the demand for a product to adjust inventory and pricing strategies in flight, thereby 'capturing' sales opportunities that may otherwise be lost. Real-time analytics can be applied in financial institutions to allow the monitoring of transactions when they take place and thus identify potential fraudulent activity before it can do great harm.

In that world, you will be left behind if your response time could be faster and you cannot tailor your service to your customer in a specific context or devise particular interactions.

10.2. AI's role in Real-Time Analytics

AI powers real time analytics created using real time analysis of huge volumes of data in real time. Existing analytics systems need help processing data streams quickly enough for meaningful insights. At the other end of the spectrum, however, AI-powered tools can digest high-velocity data from many sources and, having made predictions from predictive models and prescriptions from prescriptive models, can make split-second decisions.

Real-time analytics are made quicker and more accurate using advanced algorithms to help AI detect patterns, trends, and anomalies. For instance, AI systems in fraud detection scrutinize available transaction data as they stream in and immediately alert if that data deviates from the norm. In healthcare, AI also analyzes real-time patient monitoring data to detect if an imminent emergency exists, allowing prompt intervention.

10.3. Finance, Healthcare, and Retail applications.

Real time analytics are being applied in real time throughout industries. In finance for example real time data processing is very important where it is used to cope with risks, to detect fraud and for high frequency trading among other things. AI algorithms look at financial markets and transactions in milliseconds, and their decisions are based on as current information as is possible.

Real-time analytics in healthcare is critical care, coupled with monitoring patient vital signs and alerting health teams upon abnormalities. Wearable devices, for example, monitor heart rate, oxygen levels, and other things, and send that data to AI systems that can predict and prevent health crisis.

The retail industry benefits from real time analytics due to better inventory management, personalisation of customer experiences and the ability for dynamic pricing.

Real-time browsing behavior and purchase trending are assessed by e-commerce platforms as they make recommendations for products or adjust marketing campaigns, further sales, and customer satisfaction.

XI. MACHINE LEARNING WITH PREDICTIVE ANALYTICS

Machine Learning (ML) powered predictive analytics has become an important industry decision-making tool. Predictive models based on historical data predict future trends and behaviors so organizations can make decisions proactively and based on insights, not aftershocks. These insights change how businesses devise strategies, allot resources, and avoid risk.

11.1. The importance of predictive models for aiding decision making.

The predictive models allow an organization to forecast future outcomes with accuracy that is not achievable with standard techniques. Legaabyte's foresight enables decision-makers to act before optimizing processes and minimizing



risk. Predictive analytics is crucial in keeping its edge over the competition in an increasingly fast world with increasing data.

For example, in the retail industry, predictive models generate demand forecasts by processing data on historical sales and seasonal and market conditions. Retailers can stock better, especially by reducing waste and ensuring the products are available. In healthcare, predictive analytics helps identify patients at risk in certain situations so that specialized interventions and targeted treatments can be received.

Predictive models also enhance risk management. Financial institutions apply them to predict loan defaults, market fluctuations, and fraudulent activities, to anticipate possible damage, and to achieve asset safety protection. Predictive analytics has become an important piece of strategic decision-making in every industry.

11.2. Building Predictive Analytics Systems: Steps Involved

Several key steps should be taken to develop an accurate and reliable predictive analytics system. First, data is collected; for instance, relevant historical data is grasped from different sources. Next, this data must be cleaned and pre-processed to handle erroneous data, inconsistency, and noise.

After preparing the data, we find the most important variables affecting the answer. For instance, in a predictive model for customer churn, customer purchase frequency, customer complaints received, and level of engagement are likely to be high on the list of key features.

The next step is selecting and training an appropriate ML model. Algorithms such as linear regression, decision trees, or neural networks are chosen based on the complexity and nature of the problem. Training involves feeding the model labeled data to learn patterns and relationships.

After training, the model is tested and validated using separate datasets to ensure accuracy and robustness. The model must be continuously monitored and retrained to stay effective when the data pattern over time.

11.3. What Industries Benefit from Predictive Analytics

The ability to make smarter data driven decisions in their processes has changed the industries by predictive analytics. They also use predictive models in the financial institutions space for markets, credit scoring and fraud detection. These applications reduce losses and enhance investment strategies.

There have also been great leaps in health care. With predictive analytics, one can detect disease early, plan resources well in advance, and optimize treatment to improve patient care and lower costs. In manufacturing, predictive maintenance systems prevent loss of equipment downtime and increase asset useful life by predicting failures before they happen.

Predictive analytics is used by retail and e-commerce to provide a better customer experience via customized recommendations, supply prediction, and stock optimization. The value, innovation, and efficiency these predictive models unlock are most evident in these industries.

Table 2. Steps in Predictive Analytics System Development

Step	Description	Tools/Examples
Data Collection	Gathering relevant data from various sources, such as IoT devices, social media, or transactions.	APIs, Web Scraping, Databases
Data Preprocessing	Cleaning and transforming raw data into a usable format by removing duplicates, filling missing values, and normalizing.	Pandas, NumPy, Data Wrangler
Feature Selection	Identifying the most important variables that influence the outcome to optimize model training.	Scikit-learn, FeatureTools
Model Selection	Choosing an appropriate algorithm based on the problem (e.g., regression,	TensorFlow, PyTorch, XGBoost



	classification).	
Model Training	Feeding labeled data into the chosen algorithm to learn patterns and relationships.	TensorFlow, Keras, RapidMiner
Testing and Validation	Evaluating the model’s performance using separate datasets to ensure accuracy and robustness.	Cross-validation techniques, ROC Curve Tools

XII. AI-DRIVEN BIG DATA ANALYTICS: ETHICAL CONSIDERATIONS

Since AI will eventually become the backbone for all Big Data analytics, ethical discussions are inevitable and necessary in order to make analytics be fair, ethical and obtained with trust. Another thing is that to make sure you can use AI responsibly issues such as bias, transparency and compliance to regulations should be tackled proactively.

12.1. AI Models and Biases

Being able to create a biased model is a major flaw – bias in AI models causes unfair outcomes or discriminatory ones. Often, this comes from the data we train our models on, which can represent things we already have inequalities for in society or result in skewed representations. For instance, a hiring algorithm, having been taught from historical data that favors certain demographics, may carry those biases forward.

Organizations must carefully hand-pick their training datasets to combat bias, be diverse, represent, and not include harmful patterns. Regular audits of AI models are required to identify and correct AI model biases that may arise during deployment. However, techniques like adversarial testing and fairness-aware ML algorithms can protect us by ensuring models aren't biased and fair to all groups.

12.2. Transparency & Explainability at Scale

Often, AI models, such as deep learning systems, act as "black boxes," for which it is unclear why these systems make their own decisions. Namely, a lack of transparency can underpin trust, primarily in key apps, such as medical treatment, finance, or police services.

Transparency and explainability are key to assuring trust and accountability. SHAP (Shapley Additive Explanations) or LIME (Local Interpretable Model-agnostic Explanations) can help understand how models make decisions, usually pointing at some features or inputs of greater importance than others. When AI systems are made interpretable, stakeholders can check if they're fair and reliable.

Further, transparency demands that users be well-communicated on how AI systems work, their bounds of operation, and the hazards inherent in using them. This openness fosters confidence and enables informed decision-making.

12.3. Regulation and effective Data Utilization

Big Data analytics powered by AI will be governed by regulatory frameworks around data privacy, security and ethical use. How data is collected, processed, and shared must meet certain criteria dictated by European laws similar to those of Europe’s General Data Protection Regulation (GDPR), or the California Consumer Privacy Act (CCPA) in the United States.

Robust data governance policies that anonymize, encrypt and securely store data is all about compliance. Besides, users must provide explicit consent for data collection, and the organization's systems should not misuse their sensitive information.

Compliance is the bare minimum of responsible data use. To our end, we need to see organizations utilize ethical guidelines for AI development that promote fairness, accountability, and societal benefit. Internal ethics committees or partnerships with external oversight must be established to maintain high responsibility levels.



Table 3. Ethical Challenges in AI-Driven Big Data Analytics

Challenge	Description	Mitigation Strategy
Bias in AI Models	AI systems may reflect and perpetuate biases present in training data, leading to unfair outcomes.	Diverse datasets, fairness-aware algorithms
Lack of Transparency	Many AI models function as “black boxes,” making it difficult to understand their decision-making processes.	Implement explainable AI (XAI) techniques like SHAP or LIME
Privacy Violations	Processing sensitive personal data can lead to privacy breaches or misuse of information.	Data anonymization, encryption, compliance with GDPR/CCPA
Accountability	Difficulty assigning responsibility for AI-driven decisions, especially in automated systems.	Establish clear governance policies, ensure human oversight
Security Risks	Vulnerabilities in AI systems could lead to manipulation or misuse by malicious actors.	Implement robust cybersecurity measures and continuous monitoring

XIII. FUTURE OF BIG DATA ANALYTICS: TRENDS AND PREDICTIONS

Emerging technologies and innovative methodologies are remaking the Big Data analytics landscape with great promise for transformative advancements in the future. These breakthroughs, including quantum computing, evolving AI, and Machine Learning (ML) capabilities, will revolutionize how organizations analyze data and make decisions.

13.1. The next era of Analytics emerging technologies

Emerging technologies are driving the next phase of Big Data analytics. As organizations need real-time insights into the origin of data creation, edge computing is a growing trend. Edge computing eliminates latency and improves localized decision-making that complements centralized cloud systems to build hybrid architectures with speed and scalability advantages.

Blockchain technology also influences Big Data analytics by making it possible to share data securely and transparently, and in a tamper-proof manner, across networks. This is particularly useful in fields where data integrity is most important such as: finance, healthcare and supply chain.

Natural Language Processing (NLP) is a field that is growing ever more powerful, where machines can perform precise parsing and manipulation of human language. As a result, Big Data becomes more available and actionable for customer service, sentiment analysis, and document processing.

AI driven automation will continue to do automated data collection, cleaning, transformation. This is why analysts and decision makers have more time to work on deriving strategic insights without having to spend so much time on preparation.

13.2. How Quantum Computing Can Help in Big Data

Big Data analytics is about to become exponentially quicker and larger on the back of quantum computing. Unlike classical computers, which process their information in binary (0s and 1s), a quantum computer works via multiple states simultaneously in qubits. This enables them to solve complex problems far faster than current systems.

In Big Data, quantum computing can handle massive datasets and perform computations that are currently infeasible. For example, it speeds up optimization problems in logistics, models extremely complicated financial systems, or checks out complex designs in genomic information for healthcare applications.

The early stage of quantum computing integration with AI & ML will create new possibilities. Quantum systems can train algorithms that help process big data so that predictive and prescriptive analytics can be done faster and more effectively.



13.3. How AI and Machine Learning Will Develop

AI and ML will keep marching on and becoming more autonomous, explainable, and integrated into products. Such a huge popularity of AI is responsible for the growth of explainable AI (XAI), which tries to develop a more transparent and interpretable AI model. With AI seeping deeper into the critical path of decision-making, those who use it will need to understand how it concludes to establish trust and accountability.

Another development, Federated learning, will change the future of ML. This methodology allows AI models to learn from distributed data sources without moving the sensitive information to a central repository. This is accomplished by distributing data and models and not moving sensitive information from the data sources.

AI and ML will also keep becoming context-aware. Advanced models will integrate real-time environmental data, social signals, and contextual cues to deliver more nuanced and adaptive insights. It will enable businesses to build hyper personalized experiences and solutions.

Furthermore, incorporating AI with IoT will enable augmented predictive capabilities wherein Smart devices will be able to preemptively use of resources, predict failure, and improve performance in real time.

XIV. CONCLUSION

Artificial Intelligence and Machine Learning combined with Big Data analytics have restructured the conceptual approaches of organizations to data-driven decision-making. These analytics technologies improve the accuracy, efficiency, and scalability of analytics systems so they can dig deeper insights and businesses can make proactive and informed decisions.

Indeed, Big Data analytics scalability remains the cornerstone of Big Data innovation. Thanks to cloud computing, edge computing, and advanced AI frameworks, organizations can effortlessly process and analyze ever-growing datasets. Businesses can manage changing demands by ensuring these scalable architectures without sacrificing efficiency or reliability.

Looking forward to the future, AI and ML are already seeing advancements. They will continue to evolve, and other prominent technologies, such as quantum computing and blockchain, will shape the analytics landscape. They promise more powerful insights and faster and more ethical decision frameworks. Organizations that transition onto these innovations will be well equipped for success in an ever more data-driven existence.

Big Data analytics still needs to reach its goals. Data has never mattered more, and our chance to turn it into something transformative is only possible with AI and ML leading the charge: harnessing the potential for scalability, innovation, and impact.

REFERENCES

1. Machireddy, J. R., Rachakatla, S. K., & Ravichandran, P. (2021). Leveraging AI and Machine Learning for Data-Driven Business Strategy: A Comprehensive Framework for Analytics Integration. *African Journal of Artificial Intelligence and Sustainable Development*, 1(2), 12-150.
2. Machireddy, J. R., Rachakatla, S. K., & Ravichandran, P. (2021). AI-Driven Business Analytics for Financial Forecasting: Integrating Data Warehousing with Predictive Models. *Journal of Machine Learning in Pharmaceutical Research*, 1(2), 1-24.
3. Assuncao, Marcos & Calheiros, Rodrigo & Bianchi, Silvia & Netto, Marco & Buyya, Rajkumar. (2013). Big Data Computing and Clouds: Challenges, Solutions, and Future Directions. *Journal of Parallel and Distributed Computing*. 79-80. 10.1016/j.jpdc.2014.08.003.
4. Tsui, Kwok-Leung & Zhao, Yang. (2019). Big Data Opportunities: System Health Monitoring and Management (Invited Review Article). *IEEE Access*. 10.1109/ACCESS.2019.2917891.
5. Mullangi, K. (2017). Enhancing Financial Performance through AI-driven Predictive Analytics and Reciprocal Symmetry. *Asian Accounting and Auditing Advancement*, 8(1), 57-66
6. Yusuf, G. T. P. (2021). Hubungan Antara Religiositas Dengan Kebersyukuran Pada Jemaah Pengajian Majelis Taklim Ustaz Kembar (Doctoral dissertation, Universitas Mercu Buana Jakarta-Menteng).
7. Chourabi, H., Nam, T., Walker, S., et al. (2012). Understanding Smart Cities: An Integrative Framework. 45th Hawaii International Conference on System Sciences, 2289-2297. <https://doi.org/10.1109/HICSS.2012.615>



8. Batty, M. (2018). Big Data and the City. *Environment and Planning B: Urban Analytics and City Science*, 45(1), 3-12. <https://doi.org/10.1177/2399808317690155>
9. Bibri, S. E. (2019). The Anatomy of the Data-Driven Smart Sustainable City: Theoretical, Technological, and Socioeconomic Overview. *Sustainable Cities and Society*, 48, 101575. <https://doi.org/10.1016/j.scs.2019.101575>
10. Smith, R. (2021). Challenges and Solutions in Cloud Resource Management. *Cloud Computing Review*, 10(4), 123-139.
11. Nguyen, D., Tran, T., & Pham, Q. (2021). Federated Learning Approaches for Scalable Cloud Analytics. *ACM Computing Surveys*, 54(7), 89-104.
12. Mathur, Tushar & Sahin, Gokhan & Ucci, Donald. (2019). A Performance Comparison of Centralized and Distributed Spectrum Management Techniques in Elastic Optical Networks. *Journal of Engineering*. 2019. 1-13. [10.1155/2019/3860685](https://doi.org/10.1155/2019/3860685).
13. Nguyen, D., Tran, T., & Pham, Q. (2021). Federated Learning Approaches for Scalable Cloud Analytics. *ACM Computing Surveys*, 54(7), 89-104.
14. Bashar, M. A., Taher, M. A., Johura, F. T., & Ashrafi, D. (2017). Decarbonizing the supply chain: A green approach.
15. Rabah, Kefa. "Convergence of AI, IoT, big data and blockchain: a review." *The lake institute Journal* 1, no. 1 (2018): 1-18.
16. M. al Bashar and Z. Mahmood, "Reproduction Approach to Analyzing Industrial Markets in Mechanical Engineering," 2017.
17. Tseng, Ming-Lang, Tat-Dat Bui, Ming K. Lim, Feng Ming Tsai, and Raymond R. Tan. "Comparing world regional sustainable supply chain finance using big data analytics: a bibliometric analysis." *Industrial Management & Data Systems* 121, no. 3 (2021): 657-700.
18. M. al Bashar, D. Ashrafi, and F. T. Johura, "Optimizing Systems and Processes a Comprehensive Study on Industrial Engineering," 2017.
19. Chaudhary, A. A. (2018). Enhancing Academic Achievement and Language Proficiency Through Bilingual Education: A Comprehensive Study of Elementary School Students. *Educational Administration: Theory and Practice*, 24(4), 803-812.
20. Al Bashar, M., & Khan, I. H. (2017). Artificial Intelligence in Industrial Engineering: A Review. *International Journal of Scientific Research and Engineering Development*, 2(3).
21. Chaudhary, Arslan Asad. "EXPLORING THE IMPACT OF MULTICULTURAL LITERATURE ON EMPATHY AND CULTURAL COMPETENCE IN ELEMENTARY EDUCATION." *Remittances Review* 3.2 (2018): 183-205.



INNO  **SPACE**
SJIF Scientific Journal Impact Factor

**Impact Factor:
7.512**

ISSN INTERNATIONAL
STANDARD
SERIAL
NUMBER
INDIA



INTERNATIONAL JOURNAL OF INNOVATIVE RESEARCH

IN SCIENCE | ENGINEERING | TECHNOLOGY

 **9940 572 462**  **6381 907 438**  **ijirset@gmail.com**



www.ijirset.com

Scan to save the contact details