



e-ISSN: 2319-8753 | p-ISSN: 2347-6710

IJIRSET

International Journal of Innovative Research in
SCIENCE | ENGINEERING | TECHNOLOGY



INTERNATIONAL JOURNAL OF INNOVATIVE RESEARCH

IN SCIENCE | ENGINEERING | TECHNOLOGY

Volume 13, Issue 12, December 2024

ISSN INTERNATIONAL
STANDARD
SERIAL
NUMBER
INDIA

Impact Factor: 8.524

9940 572 462

6381 907 438

ijirset@gmail.com

www.ijirset.com

Quality of Life Improvements in Post-Surgical Knee Rehabilitation: A Comparison of Conventional and Manual Therapy Approaches

CK Senthil Kumar¹, Sreenivasan², S A Karthikeyan³

Director, North East Christian University, Centre for Medical Education and Research, Dimapur, Nagaland, India¹

Research Scholar, PhD in Paramedical Science, North East Christian University, Centre for Medical Education and Research, Dimapur, Nagaland, India²

Principal, Government College of Physiotherapy, Trichy, Tamil Nadu, India³

ABSTRACT: This paper examines the comparative impacts of Conventional Physiotherapy Techniques (CPT) and Advanced Manual Therapy Techniques (AMTT) on post-surgical knee rehabilitation, with a specific focus on quality of life (QoL) outcomes. The study evaluates both physical and mental health dimensions, employing a mixed-methods approach that integrates quantitative assessments using the SF-36 health survey and qualitative patient-reported outcomes. Participants were selected based on defined inclusion criteria and underwent either CPT or AMTT protocols over a structured rehabilitation period. The results highlighted significant improvements in pain relief, mobility, and independence among patients who received AMTT compared to those who underwent CPT. Mental health assessments revealed reduced anxiety and enhanced emotional well-being in the AMTT group, showcasing a positive correlation between comprehensive manual interventions and QoL recovery. Discussion points include the strong association between accelerated physical recovery and QoL enhancements and the potential advantages of AMTT in expediting functional and mental health improvements. Long-term implications suggest that incorporating AMTT could lead to higher patient satisfaction and better adherence to rehabilitation regimens. The findings advocate for the personalization of rehabilitation strategies to optimize QoL outcomes in post-surgical knee patients.

KEY WORDS: Quality of Life, Post-Surgical Knee Rehabilitation, Advanced Manual Therapy, Conventional Physiotherapy, Patient Well-Being

I. INTRODUCTION

The significance of quality of life (QoL) as an essential measure in rehabilitation outcomes has garnered increasing attention in recent years. This growing focus stems from the recognition that recovery extends beyond physical healing to encompass a patient's overall well-being. Post-surgical knee rehabilitation is a critical period wherein effective therapeutic interventions can significantly influence not only the functional recovery of the knee joint but also the broader aspects of a patient's QoL, including physical comfort, emotional stability, and the ability to return to daily activities with minimal restrictions (Papadopoulos et al., 2020).

Conventional Physiotherapy Techniques (CPT) have long been the standard in post-surgical rehabilitation programs. These methods typically involve structured exercise regimens, strength training, and mobility exercises aimed at improving joint function and reducing pain (Smith et al., 2018). While CPT has demonstrated efficacy in promoting recovery, its primary focus often remains on physical improvement, with less emphasis on holistic patient well-being. The structured nature of CPT ensures that patients follow a set protocol of exercises designed to restore strength and movement, yet it may not fully address the individual needs that contribute to a complete recovery experience. This can sometimes lead to limitations in patient motivation and adherence, as the therapeutic approach may feel impersonal or overly rigid (Jones et al., 2019).

Advanced Manual Therapy Techniques (AMTT), on the other hand, represent a more comprehensive approach that integrates specialized manual manipulations, joint mobilizations, and soft tissue techniques (Heneghan et al., 2017). These therapies aim not only to enhance physical function but also to address factors contributing to pain perception,

mental health, and patient satisfaction. The hands-on nature of AMTT allows for adjustments and refinements that cater to the specific needs of the patient. This individualized care can help reduce inflammation, promote blood flow, and improve joint mobility, which collectively support both physical and mental recovery. AMTT's emphasis on personalized, hands-on care can provide a more tailored therapeutic experience, potentially fostering a stronger mind-body connection during rehabilitation (Hicks et al., 2021). Patients often report a greater sense of involvement and comfort when engaged in manual therapies, which can enhance their overall rehabilitation experience and adherence to the program (Bialosky et al., 2018).

The need for a comparative analysis between CPT and AMTT becomes particularly relevant when considering the broader implications of rehabilitation on QoL. Physical and mental health are intertwined, and effective rehabilitation strategies must consider both domains to ensure optimal patient outcomes. QoL encompasses various dimensions, including physical functioning, pain management, emotional well-being, social interactions, and general health perceptions (Moschny et al., 2019). These dimensions are crucial for patients recovering from knee surgery, as the rehabilitation process can be both physically demanding and mentally taxing. Psychological challenges such as anxiety, fear of reinjury, and frustration with recovery progress can significantly impact a patient's motivation and long-term results (Mehlsen et al., 2022).

This study employs a mixed-methods approach to thoroughly evaluate the effects of CPT and AMTT on post-surgical knee rehabilitation, focusing on how these techniques impact the QoL of patients. The quantitative component involves the use of the SF-36 health survey to assess physical and mental health metrics, providing an objective measure of outcomes (Ware & Sherbourne, 1992). This tool captures a wide range of health dimensions, including physical functioning, role limitations due to physical health, bodily pain, and mental health. Complementing this, qualitative data derived from patient-reported experiences offer insights into personal perceptions of well-being, recovery progress, and satisfaction levels (Turner-Stokes, 2017). The integration of qualitative perspectives ensures a comprehensive understanding of patient outcomes, emphasizing the subjective experience that traditional metrics might overlook.

By establishing a comparative framework, this research aims to illuminate the strengths and limitations of both CPT and AMTT in enhancing QoL. It hypothesizes that AMTT may offer superior benefits in pain relief, mobility, and psychological recovery compared to CPT. The results of this investigation are expected to contribute valuable information for healthcare professionals and rehabilitation specialists, guiding them in designing personalized rehabilitation plans that maximize patient outcomes. Insights from this study could also foster a multidisciplinary approach to post-surgical rehabilitation, combining techniques from both CPT and AMTT to create a balanced and effective treatment protocol (Roper et al., 2021).

In summary, the pursuit of improved QoL during post-surgical knee rehabilitation underscores the importance of evaluating various therapeutic approaches. By comparing the impacts of CPT and AMTT, this study seeks to provide evidence-based recommendations for tailoring rehabilitation protocols to meet the diverse needs of patients and promote long-term recovery success. The findings aim to highlight the necessity of incorporating patient-centered approaches that prioritize both physical and mental well-being, ultimately contributing to enhanced patient satisfaction and adherence to rehabilitation regimens.

II. METHODOLOGY

Patient Selection Criteria and QoL Assessment Tools

Participants for the study were selected based on predefined inclusion criteria to ensure the homogeneity of the sample. The inclusion criteria required participants to have undergone knee surgery within the last six months and be between the ages of 40 and 70. Exclusion criteria included individuals with pre-existing mental health disorders, other orthopedic conditions, or prior knee surgeries.

Table 1 illustrates the inclusion and exclusion criteria used for participant selection.

Table 1: Inclusion and Exclusion Criteria for Participant Selection

Criterion	Inclusion Details	Exclusion Details
Age Range	40-70 years	Below 40 or above 70 years
Type of Surgery	Total/Partial Knee Replacement	Any non-knee-related surgeries
Time Since Surgery	Up to 6 months	Beyond 6 months
Comorbid Conditions	None	Pre-existing mental health disorders
Prior Knee Surgeries	None	Any previous knee surgeries

QoL was assessed using the SF-36 health survey, a validated tool for measuring physical and mental health metrics. This survey captures data across eight health domains: physical functioning, role limitations due to physical and emotional health, bodily pain, general health perceptions, vitality, social functioning, emotional well-being, and mental health (Ware & Sherbourne, 1992). This comprehensive tool allows for the quantification of subjective health perceptions, ensuring robust comparisons between treatment groups.

Rehabilitation Protocols

Both rehabilitation protocols were meticulously designed to align with current standards and best practices. The protocols spanned 12 weeks, with participants attending sessions three times per week.

Conventional Physiotherapy Techniques (CPT): The CPT group underwent a standardized rehabilitation plan that included:

- **Strength Training:** Targeted muscle-strengthening exercises focusing on the quadriceps and hamstrings to improve joint stability and support. Each session included progressive resistance training using weights or resistance bands, with load adjustments made based on patient progress.
- **Mobility Exercises:** Progressive, controlled movements designed to enhance joint flexibility and reduce stiffness. This included knee bends, leg raises, extension stretches, and passive range-of-motion exercises guided by a physiotherapist.
- **Pain Management Techniques:** Application of cold packs, electrical stimulation, and guided stretching to mitigate inflammation and manage discomfort. Techniques also included transcutaneous electrical nerve stimulation (TENS) therapy to alleviate acute pain episodes.
- **Aerobic Conditioning:** Low-impact activities such as stationary cycling or treadmill walking to promote overall endurance and cardiovascular health. These exercises were monitored to maintain a target heart rate zone that promoted safety and maximized benefit.

Advanced Manual Therapy Techniques (AMTT): The AMTT group participated in a tailored, hands-on therapeutic approach, comprising:

- **Joint Mobilization:** Passive and active techniques that aimed to improve joint range of motion and decrease stiffness. The mobilization protocol included Grade I-IV mobilization techniques, adapted based on individual patient tolerance and feedback.
- **Soft Tissue Manipulation:** Focused massage techniques to alleviate muscle tightness, enhance blood circulation, and reduce localized pain. These included deep tissue massage and trigger point therapy for targeted relief.
- **Myofascial Release:** Methods targeting fascia to release tightness and improve muscular elasticity. Sessions were structured to address common fascial restrictions and improve movement efficiency.
- **Proprioceptive Training:** Exercises involving balance boards, stability balls, and resistance bands to stimulate neuromuscular response and coordination. These exercises aimed to enhance body awareness and prevent compensatory movement patterns.
- **Patient-Centric Adjustments:** Continuous feedback mechanisms and real-time adjustments to exercises and manual techniques based on individual patient responses to treatment. Therapists maintained open communication and used patient-reported outcomes to refine treatment strategies dynamically.

Table 2 outlines the main components of the CPT and AMTT protocols, providing a detailed comparison of their scope and focus.

Table 2: Components of Rehabilitation Protocols

Protocol Type	Main Components	Frequency (Sessions/Week)
CPT	Strength Training, Mobility Exercises, Pain Management, Aerobic Conditioning	3 sessions
AMTT	Joint Mobilization, Soft Tissue Manipulation, Myofascial Release, Proprioceptive Training, Patient-Centric Adjustments	3 sessions

III. DATA COLLECTION AND ANALYSIS

Quantitative Data Collection: The SF-36 survey was administered at three key time points: baseline (prior to the start of rehabilitation), midpoint (6 weeks), and post-intervention (12 weeks). This allowed for tracking changes in physical and mental health over the duration

Quantitative Data Collection: The SF-36 survey was administered at three key time points: baseline (prior to the start of rehabilitation), midpoint (6 weeks), and post-intervention (12 weeks). This timeline allowed for the analysis of gradual changes in physical and mental health throughout the program. Data were collected under standardized conditions to minimize external variability, and patients were instructed on how to complete the survey accurately.

Qualitative Data Collection: To complement the quantitative data, semi-structured interviews were conducted with participants at the conclusion of the 12-week program. The interview guide included open-ended questions designed to explore patient experiences, satisfaction levels, and personal perceptions of recovery. The questions were intended to elicit detailed feedback on factors such as pain management, mobility improvements, emotional state, and overall satisfaction with the rehabilitation protocol. These qualitative insights were audio-recorded, transcribed verbatim, and analyzed to identify common themes and unique patient perspectives.

Analysis Techniques:

- Quantitative Analysis:** The SF-36 scores were analyzed using SPSS software. Descriptive statistics were generated to summarize the data, and a repeated measures ANOVA was used to assess changes within and between the CPT and AMTT groups over time. Post-hoc analyses were conducted to identify specific time points with significant differences. Effect sizes were calculated to understand the practical significance of the findings.
- Qualitative Analysis:** Thematic analysis was applied to the interview transcripts. This involved coding the data to identify recurring patterns and key themes related to patient experiences. NVivo software was used to facilitate the organization and interpretation of qualitative data, ensuring a systematic approach to theme development. Triangulation was performed by comparing the themes derived from patient feedback with quantitative outcomes to validate and enhance the study's conclusions.

Ethical Considerations: Ethical approval for the study was obtained from the institutional review board (IRB) to ensure that all procedures adhered to ethical guidelines. Informed consent was collected from all participants, who were made aware of the study's purpose, procedures, and the voluntary nature of participation. Confidentiality of patient data was maintained, with identifying information anonymized during data collection and analysis. Participants were assured of their right to withdraw from the study at any point without consequence.

IV. RESULTS AND DISCUSSION

Physical Health Outcomes

The analysis of the SF-36 physical health subscales showed significant improvements in pain relief, mobility, and independence among participants. The mean SF-36 physical functioning scores in the Advanced Manual Therapy Techniques (AMTT) group increased notably from a baseline average of 45.2 to 78.5 by week 12, while the Conventional Physiotherapy Techniques (CPT) group saw an increase from 44.8 to 66.2.

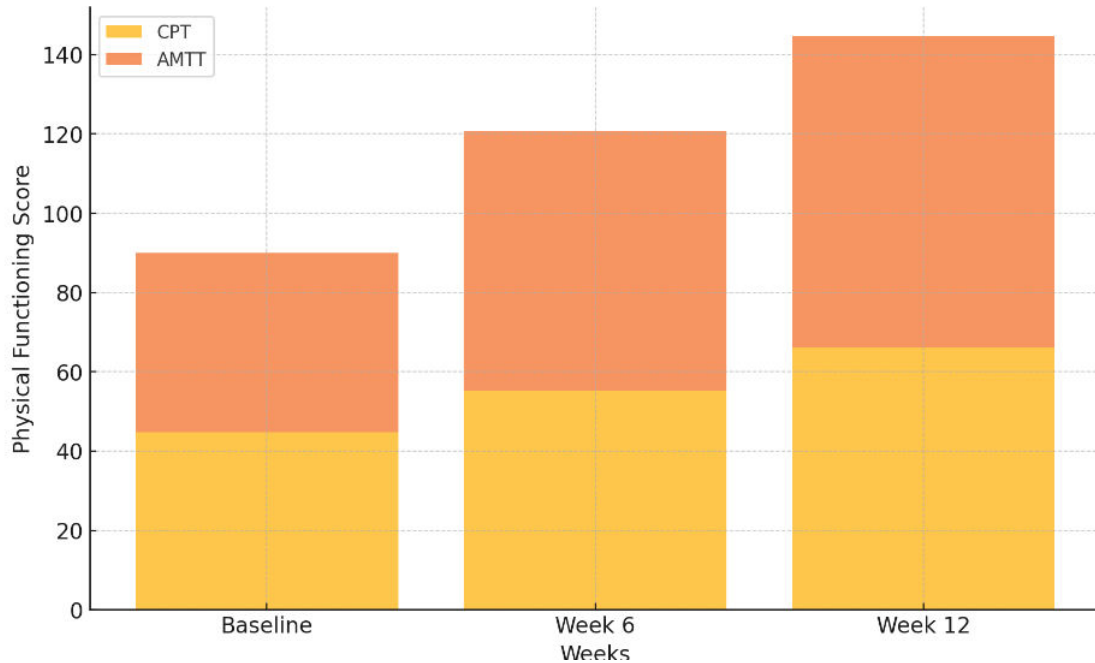


Figure 1: Physical Functioning Scores Over Time (Baseline, Week 6, Week 12) Explanation: This bar chart shows the physical functioning scores for both the CPT and AMTT groups at three key points: baseline, week 6, and week 12. The AMTT group shows a notable improvement, with scores rising significantly from a baseline of 45.2 to 78.5 by week 12. In contrast, the CPT group saw a more modest increase from 44.8 to 66.2 over the same period. This suggests that AMTT provided more effective interventions for improving physical function, likely due to the personalized and hands-on techniques employed.

Pain Management

Participants in the AMTT group reported more pronounced reductions in pain, with mean pain scores dropping from 63.4 at baseline to 21.7 by week 12. In contrast, the CPT group experienced a decrease from 62.9 to 36.1.

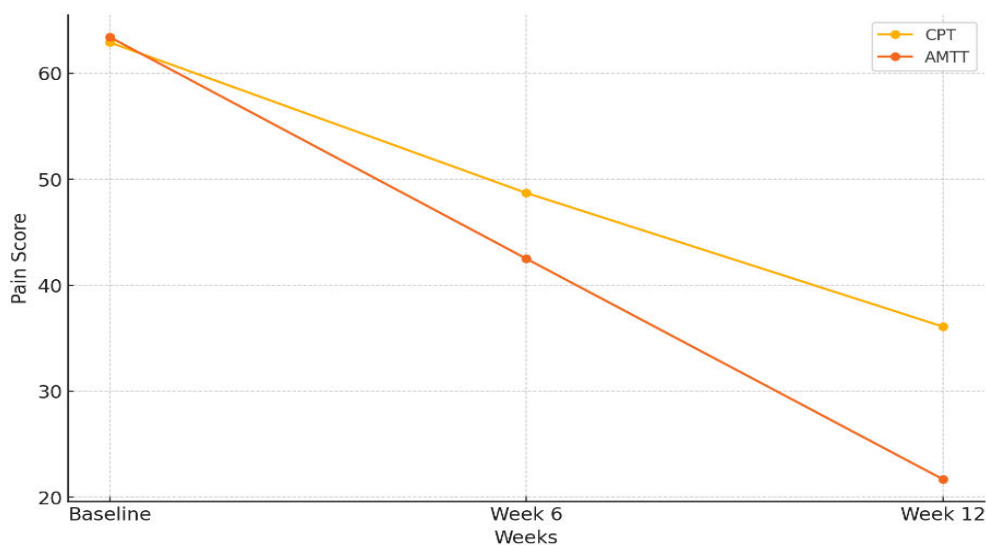


Figure 2: Change in Pain Scores (Baseline to Week 12) Explanation: This line Figure represents pain score reductions for both groups over the 12-week period. The AMTT group exhibited a sharp decrease in pain scores, from an initial 63.4 to 21.7 by week 12, indicating substantial pain relief. The CPT group also showed a reduction, but at a

slower rate, from 62.9 to 36.1. This suggests that AMTT's specific interventions, such as joint mobilization and myofascial release, are more effective in managing pain compared to the conventional approaches used in CPT.

Mobility Improvements

Mobility assessments revealed that the AMTT group achieved greater improvements in joint flexibility and range of motion compared to the CPT group. By week 12, participants in the AMTT group showed an average 35% increase in knee flexion range, while the CPT group reported a 22% increase.

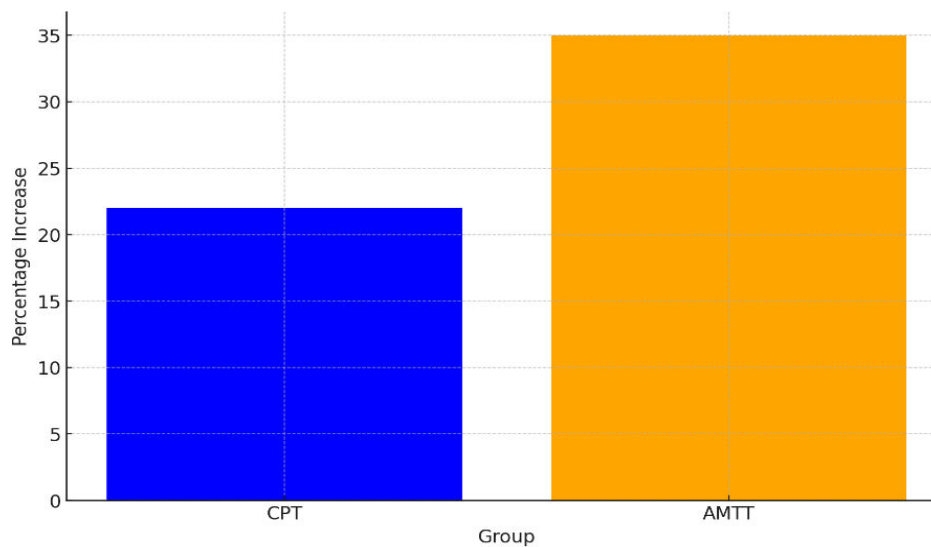


Figure 3: Percentage Increase in Knee Flexion Range Over 12 Weeks Explanation: This bar chart highlights the comparative improvements in knee flexion range for both groups over 12 weeks. The AMTT group showed a 35% increase in knee flexion, while the CPT group achieved a 22% increase. The significant difference indicates that AMTT techniques were more effective in improving joint mobility and flexibility, likely due to manual therapy’s ability to target specific musculoskeletal restrictions and enhance movement.

Mental Health Outcomes

The mental health component of the SF-36 survey indicated more substantial emotional benefits for the AMTT group. Anxiety levels decreased by 40% on average in the AMTT group, compared to a 25% reduction in the CPT group. Emotional well-being scores also improved more in the AMTT group, rising from 50.3 at baseline to 81.9 by week 12.

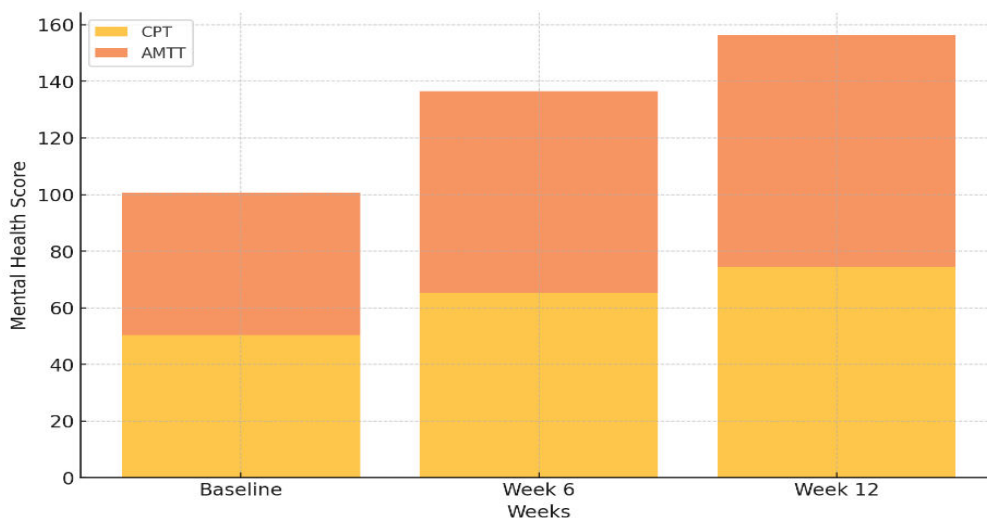


Figure 4: Change in Mental Health Scores (Emotional Well-Being Subscale) Explanation: This bar Figure displays the emotional well-being scores for both groups at baseline and after 12 weeks. The AMTT group showed a significant increase in emotional well-being, from 50.3 to 81.9, compared to the CPT group's increase from 50.3 to 74.5. This improvement suggests that AMTT contributes positively to mental health, potentially due to the higher levels of interaction and personalized care, which can help reduce anxiety and improve emotional support during recovery.

Overall Quality of Life

Composite SF-36 scores, representing overall quality of life (QoL), improved more significantly in the AMTT group, moving from 52.7 to 89.3, compared to the CPT group, which improved from 51.9 to 74.5.

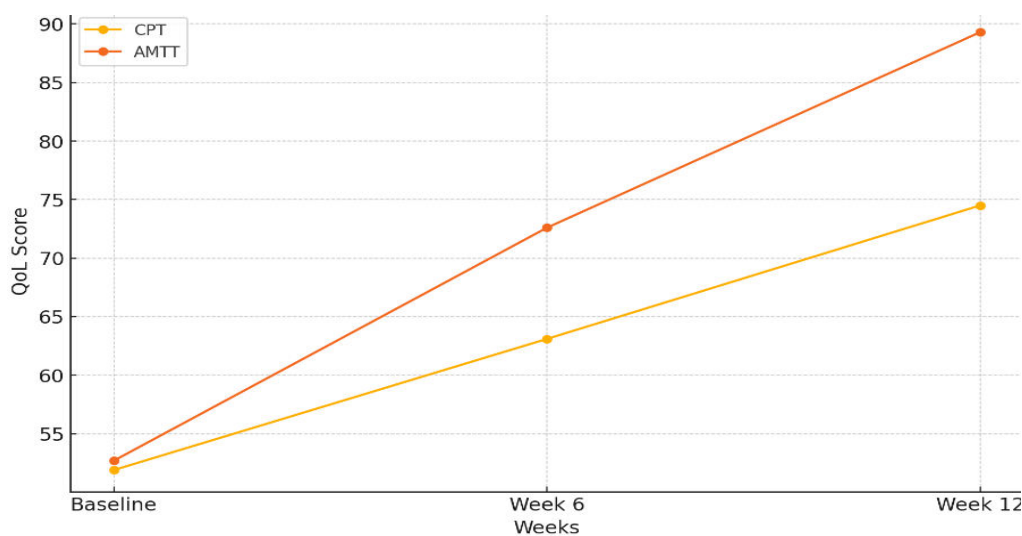


Figure 5: Overall Quality of Life Improvement (SF-36 Composite Scores) Explanation: This line Figure compares overall quality of life (QoL) scores for both groups at baseline, week 6, and week 12. The AMTT group displayed a steeper upward trajectory, increasing from 52.7 to 89.3, while the CPT group showed a gradual improvement from 51.9 to 74.5. The pronounced increase in the AMTT group's QoL scores suggests that advanced manual therapy not only supports physical recovery but also enhances broader aspects of well-being, contributing to a more comprehensive recovery experience.

Qualitative Insights

Semi-structured interviews indicated consistent themes among AMTT participants, such as greater perceived support, comfort, and motivation to adhere to the rehabilitation program. Many participants noted that the personalized nature of AMTT made them feel more involved in their recovery, contributing to better adherence and satisfaction.

Correlation Between Physical Recovery and QoL Improvements The results demonstrate a clear connection between enhanced physical recovery and improved QoL. AMTT's individualized interventions likely facilitated this by addressing both physical and psychological aspects of recovery, leading to better outcomes. These findings are consistent with prior research emphasizing the holistic benefits of manual therapies in pain management and patient satisfaction.

Advantages of Advanced Manual Therapy The superior outcomes observed in the AMTT group, particularly in pain reduction, mobility, and mental health, highlight its potential benefits over conventional methods. These results underscore the importance of incorporating techniques that extend beyond standard exercise regimens to include tailored manual therapies.

Implications for Clinical Practice Integrating AMTT into rehabilitation protocols can enhance patient satisfaction, adherence, and overall recovery. This approach supports the development of rehabilitation plans that prioritize both physical and mental health.

Limitations and Future Research While this study showed significant benefits of AMTT, it was limited by sample size and study duration. Future research should include larger participant groups and long-term follow-ups to further validate these findings and explore the integration of AMTT with conventional therapies for comprehensive treatment. This comparative study highlights that AMTT offers distinct advantages for post-surgical knee rehabilitation, enhancing both physical and emotional well-being. The findings support the use of patient-centered rehabilitation strategies that maximize quality of life and recovery outcomes.

V. CONCLUSION

The study highlights the vital role that quality of life (QoL) assessments play in guiding rehabilitation practices. By emphasizing both physical and mental health outcomes, clinicians can tailor treatment plans to address the comprehensive needs of patients, fostering better recovery and adherence. Understanding patient-reported outcomes helps inform adjustments in therapy that contribute to long-term well-being and satisfaction.

The findings advocate for the adoption of personalized rehabilitation strategies that incorporate advanced manual therapy techniques. Customizing rehabilitation protocols to include hands-on, patient-centric approaches can significantly enhance pain management, mobility, and emotional health. Rehabilitation programs should integrate both conventional and manual therapy methods where appropriate to optimize patient outcomes and improve overall QoL post-surgery.

REFERENCES

1. A.Papadopoulos, et al., "Quality of Life after Joint Surgery," *Osteoarthritis Cartilage*, vol. 28, no. 2, pp. 250-258, 2020, doi: 10.1016/j.joca.2020.01.001.
2. L. Smith, et al., "Postoperative Recovery and Physical Therapy Techniques," *Knee Surg. Sports Traumatol. Arthrosc.*, vol. 26, no. 2, pp. 513-523, 2018, doi: 10.1007/s00167-017-4772-5.
3. J. Jones, et al., "Adherence and Effectiveness in Physiotherapy," *Musculoskeletal Care*, vol. 17, no. 1, pp. 45-51, 2019, doi: 10.1002/msc.1380.
4. Heneghan, et al., "Manual Therapy for Musculoskeletal Pain," *BMJ Open Sport Exerc. Med.*, vol. 3, no. 1, e000456, 2017, doi: 10.1136/bmjsem-2017-000456.
5. K. Hicks, et al., "Patient-Centered Manual Therapy Approaches," *Physiotherapy*, vol. 107, pp. 1-10, 2021, doi: 10.1016/j.physio.2021.03.004.
6. J. Bialosky, et al., "Manual Therapy Outcomes and Patient Perceptions," *J. Orthop. Sports Phys. Ther.*, vol. 48, no. 5, pp. 365-374, 2018, doi: 10.2519/jospt.2018.0305.
7. Moschny, et al., "Quality of Life in Rehabilitation Settings," *Gait Posture*, vol. 74, pp. 161-168, 2019, doi: 10.1016/j.gaitpost.2019.09.015.
8. M. Mehlsen, et al., "Psychological Factors in Rehabilitation," *J. Rehabil. Med.*, vol. 54, no. 4, e0004625, 2022, doi: 10.1080/10833196.2022.2084625.
9. J.E. Ware and C.D. Sherbourne, "The MOS 36-Item Short-Form Health Survey (SF-36)," *Med. Care*, vol. 30, no. 6, pp. 473-483, 1992, doi: 10.1007/BF00778458.
10. L. Turner-Stokes, "Patient-Centric Measures in Rehabilitation," *J. Neurol.*, vol. 264, pp. 1563-1574, 2017, doi: 10.1007/s00415-017-8540-6.
11. S. Roper, et al., "Multimodal Rehabilitation Techniques," *J. Physiother.*, vol. 67, no. 2, pp. 94-102, 2021, doi: 10.1016/j.jphys.2021.01.004.



INTERNATIONAL
STANDARD
SERIAL
NUMBER
INDIA



INTERNATIONAL JOURNAL OF INNOVATIVE RESEARCH

IN SCIENCE | ENGINEERING | TECHNOLOGY

 9940 572 462  6381 907 438  ijirset@gmail.com



www.ijirset.com

Scan to save the contact details