



e-ISSN: 2319-8753 | p-ISSN: 2347-6710

IJRSET

International Journal of Innovative Research in
SCIENCE | ENGINEERING | TECHNOLOGY



INTERNATIONAL JOURNAL OF INNOVATIVE RESEARCH

IN SCIENCE | ENGINEERING | TECHNOLOGY

Volume 13, Issue 7, July 2024

ISSN INTERNATIONAL
STANDARD
SERIAL
NUMBER
INDIA

Impact Factor: 8.423

 9940 572 462

 6381 907 438

 ijirset@gmail.com

 www.ijirset.com

Sintering Kinetics and Thermal Stress Responses in Solid Oxide Fuel Cells: A Review of Creep Behavior

George Gershom Christopher, Jianguo Zhu, Monkam Ngameni Huguette Maeva

Faculty of Civil Engineering and Mechanics, Jiangsu University, Zhenjiang, Jiangsu, China

Faculty of Civil Engineering and Mechanics, Jiangsu University, Zhenjiang, Jiangsu, China

School of Civil Engineering and Architecture, Anhui University of Science and Technology, Huainan, China

ABSTRACT: Solid oxide fuel cells (SOFCs) are electrochemical devices that convert chemical energy into electrical energy through the electrochemical oxidation of fuels. However, the high-temperature operation of these cells introduces significant thermal stresses that can lead to mechanical failure over time. The creep behavior of the ceramic materials employed in these cells is a critical factor in determining the overall thermal stress response and long-term durability. This review examines the current understanding of sintering kinetics and creep phenomena in solid oxide fuel cell materials, with a particular focus on the impact of these processes on the thermal stress state and probability of mechanical failure.

The high operating temperatures of these devices, typically in the range of 800-1000°C, introduce significant thermal stresses that can lead to mechanical failure over time. The creep behavior of the ceramic materials used in the cell components is a critical factor in determining the overall thermal stress response and long-term durability of these systems.

This review provides a comprehensive assessment of the current state of knowledge regarding sintering kinetics and creep phenomena in solid oxide fuel cell materials. The impact of these processes on the thermal stress state and probability of mechanical failure is examined in detail, with a focus on identifying key factors that must be considered in the design and operation of these high-temperature electrochemical devices.

KEYWORDS: Solid oxide fuel cells, thermal stresses, sintering, creep, durability, reliability

I. INTRODUCTION

Solid oxide fuel cells (SOFCs) are a promising technology for clean and efficient energy generation, offering high electrical efficiency, fuel flexibility, and low emissions[1]. One of the key challenges in SOFC development is the management of thermal stresses that arise due to the inevitable thermal gradients during operation[2]. Typical SOFC operating temperatures exceed 600°C, leading to severe thermal stresses caused by the differences in coefficients of thermal expansion among the various cell components[3]. These thermal stresses can cause mechanical failure, such as delamination and cracking, and significantly impact the long-term durability and reliability of SOFC systems. The creep behavior of SOFC materials plays a crucial role in determining the evolution of these thermal stresses over time and the overall reliability of the system[4].

Solid oxide fuel cells (SOFCs) have emerged as a promising technology for clean and efficient energy generation, offering high electrical efficiency, fuel flexibility, and low emissions[5]. One of the key challenges in SOFC development is the management of thermal stresses that arise due to the inevitable thermal gradients during operation[6]. Typical SOFC operating temperatures exceed 600°C, leading to severe thermal stresses caused by the differences in coefficients of thermal expansion among the various cell components. These thermal stresses can cause mechanical failure, such as delamination and cracking, and significantly impact the long-term durability and reliability of SOFC systems. The creep behavior of SOFC materials plays a crucial role in determining the evolution of these thermal stresses over time and the overall reliability of the system[7][8]. This review paper aims to provide a

comprehensive analysis of the sintering kinetics and thermal stress responses in solid oxide fuel cells, with a particular focus on the creep behavior of the constituent materials. Solid oxide fuel cells (SOFCs) have emerged as a promising technology for clean and efficient energy generation, offering high electrical efficiency, fuel flexibility, and low emissions[9]. One of the key challenges in SOFC development is the management of thermal stresses that arise due to the inevitable thermal gradients during operation[10].

The creep behavior of SOFC materials plays a crucial role in determining the evolution of thermal stresses over time and the overall reliability of the system. Thermal stresses can cause mechanical failure, such as delamination and cracking, and significantly impact the long-term durability and reliability of SOFC systems[11][12]. Understanding the creep behavior of SOFC materials is essential for developing strategies to mitigate these thermal stresses and improve the longevity of SOFC systems. This review paper aims to provide a comprehensive overview of the sintering kinetics and thermal stress responses in solid oxide fuel cells, with a particular emphasis on analyzing the impact of creep behavior on the evolution of thermal stresses within the SOFC system[13][14].

This review paper aims to provide a comprehensive analysis of the sintering kinetics and thermal stress responses in solid oxide fuel cells, with a particular focus on the creep behavior of the constituent materials. The paper will summarize current research on the sintering kinetics of SOFC materials, including the mechanisms and factors that influence the sintering process [15]. In addition, this review will examine the impact of creep behavior on the thermal stress responses within the SOFC system, as the creep properties of the materials play a crucial role in determining the evolution of these thermal stresses over time and the overall reliability of the system[16][17].

The paper will also discuss the implications of these findings for the design and operation of SOFC systems, highlighting strategies to mitigate thermal stresses and improve the longevity of these energy conversion devices[18].

This review paper will also analyze the thermal stress responses in SOFCs during operation, particularly focusing on the impact of creep behavior. Thermal stresses can cause mechanical failure, such as delamination and cracking, and significantly impact the long-term durability and reliability of SOFC systems[19]. Understanding the creep behavior of SOFC materials is essential for developing strategies to mitigate these thermal stresses and improve the longevity of SOFC systems. Since the creep behavior of SOFC materials plays a crucial role in determining the evolution of thermal stresses over time and the overall reliability of the system, this review paper will provide a comprehensive analysis of the impact of creep behavior on the performance and longevity of SOFC systems[20][21].

The review paper will provide a comprehensive analysis of the creep behavior of SOFC materials and its implications on the durability and reliability of SOFC systems. Thermal stresses can cause mechanical failure, such as delamination and cracking, and significantly impact the long-term durability and reliability of SOFC systems[22]. Understanding the creep behavior of SOFC materials is essential for developing strategies to mitigate these thermal stresses and improve the longevity of SOFC systems. This review paper will examine the impact of creep behavior on the evolution of thermal stresses within the SOFC system and discuss the significance of creep behavior in determining the overall performance and longevity of SOFC systems[23].

II. SINTERING KINETICS IN SOFCs

Sintering is a crucial process in the fabrication of solid oxide fuel cells, as it determines the microstructural and mechanical properties of the cell components. Sintering is a thermal process in which powder particles are transformed into a dense, cohesive, and solid mass through the diffusion of atoms [7]. The sintering process in SOFCs typically occurs during the fabrication of the individual cell components, such as the electrolyte, anode, and cathode. The sintering process can be divided into three main stages: [24]

- Initial stage: Characterized by the formation of necks between adjacent powder particles, with minimal densification.
- Intermediate stage: Characterized by significant densification and the elimination of pores through the growth of particle-particle contacts.
- Final stage: Characterized by the elimination of residual pores and the formation of a fully dense, polycrystalline microstructure.

The sintering kinetics in SOFCs are influenced by a variety of factors, including the composition and properties of the SOFC materials, the processing conditions, and the microstructural evolution during the sintering process[25]. For instance, the sintering behavior of the electrolyte material, often yttria-stabilized zirconia (YSZ), is influenced by factors such as the particle size distribution, the presence of dopants, and the specific sintering atmosphere. The

sintering kinetics of the anode and cathode materials, which are typically composed of ceramic-metal (cermet) composites, are also affected by the composition, microstructure, and interactions between the ceramic and metal phases[26]. The processing conditions, such as the sintering temperature, time, and atmosphere, also play a crucial role in determining the sintering kinetics and the final microstructure of the SOFC components[27].

A. Experimental Studies on Sintering Kinetics in SOFCs

Recent experimental studies have provided valuable insights into the sintering kinetics of SOFC materials. [28][29][30] investigated the impact of creep on the failure probability of an SOFC stack, considering the temperature-dependent mechanical properties and creep behavior of the SOFC materials. [28][29][30] has summarized the recent progress in advanced materials for low-temperature SOFC operation, highlighting the need for electrodes with higher activity and electrolytes with greater conductivity to achieve high electrochemical performance at lower temperatures. The findings from these studies indicate that the creep behavior of SOFC materials plays a crucial role in the evolution of thermal stresses within the SOFC system and, consequently, the long-term durability and reliability of the system. Modeling the sintering kinetics of SOFC materials is essential for predicting the microstructural evolution and performance of the SOFC components during fabrication and operation[31]. Researchers have employed a variety of experimental techniques to study the sintering kinetics of SOFC materials, including X-ray diffraction (XRD) to analyze phase changes, scanning electron microscopy (SEM) and transmission electron microscopy to characterize the microstructural evolution, and dilatometry to measure the dimensional changes during the sintering process. These experimental studies have provided crucial insights into the mechanisms and kinetics of sintering in SOFC systems[32]. Complementing the experimental work, modeling approaches have also been developed to simulate the sintering behavior of SOFC materials. [32] have performed finite element analysis on a single repeating unit of an SOFC stack, incorporating the influence of mechanical interactions, temperature-dependent mechanical properties, and creep of the SOFC materials[33].

B. Computational Models of Sintering Kinetics in SOFCs

Modeling approaches have played a crucial role in understanding the sintering kinetics and thermal stress responses in SOFCs. [34][35] have performed finite element analysis on a single repeating unit of an SOFC stack, incorporating the influence of mechanical interactions, temperature-dependent mechanical properties, and creep of the SOFC materials. These modeling studies have provided important insights into the significance of the relaxation of stresses by creep in the cell components and its influence on the probability of cell survival[34][35]. Other computational approaches, such as kinetic Monte Carlo simulations and phase-field modeling, have also been employed to study the microstructural evolution and sintering kinetics of SOFC materials. These computational tools have allowed researchers to explore the complex interplay between the various factors influencing sintering, such as the composition, temperature, and microstructure[36][37].

The computational models of sintering in SOFCs have been extensively validated against experimental data. The simulation results have been shown to be in good agreement with experimental observations, providing confidence in the predictive capabilities of these models. The computational studies have aided in the interpretation of experimental data and have helped to elucidate the underlying mechanisms governing the sintering behavior of SOFC materials[38][39]. The thermal stress responses and creep behavior in SOFCs are critical factors that can significantly impact the overall performance and durability of the system. Researchers have employed a variety of experimental techniques to study the sintering kinetics of SOFC materials, including X-ray diffraction to analyze phase changes, scanning electron microscopy and transmission electron microscopy to characterize the microstructural evolution, and dilatometry to measure the dimensional changes during the sintering process [40][41]. Complementing the experimental work, modeling approaches, such as finite element analysis, have been developed to simulate the sintering behavior of SOFC materials and to assess the influence of creep on the probability of failure[42].

III. THERMAL STRESS RESPONSES IN SOFCs

Solid oxide fuel cells (SOFCs) are subjected to significant thermal gradients during operation, which can lead to the development of substantial thermal stresses within the cell components. The thermal gradients are primarily caused by the exothermic electrochemical reactions, the uneven distribution of fuel and oxidant, and the differential heating of the

various cell components. These thermal gradients can result in interfacial and peeling stresses that can ultimately lead to mechanical failure of the SOFC[43][44]. In addition to the thermal gradients experienced during normal operation, the start-up and shut-down cycles of SOFCs can also give rise to significant thermal stresses. The rapid changes in temperature during these transient periods can induce large thermal strains and stresses in the cell components, potentially leading to cracking, delamination, and other forms of mechanical degradation[45]. Fig.1 illustrates the thermal gradients within an SOFC.

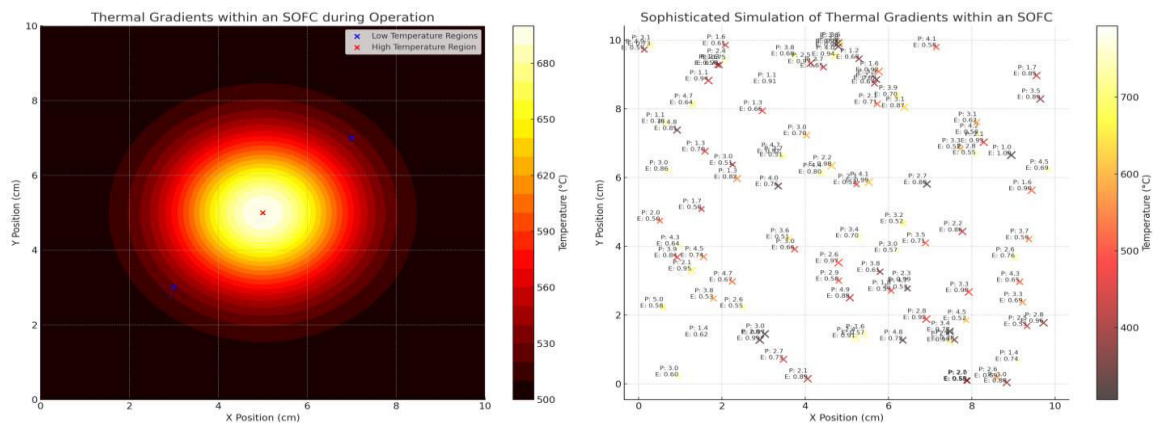


Fig. 1 Thermal Gradients in an Operating SOFC

The thermal stress responses in SOFCs are further exacerbated by the high operating temperatures, typically above 600°C, and the differences in the coefficients of thermal expansion among the cell components[46]. The mismatch in thermal expansion coefficients can lead to the development of residual stresses during the manufacturing process, which can significantly impact the long-term durability of the SOFC[47]. The multilayered structure of a typical SOFC, consisting of the electrolyte, anode, and cathode, each with different material properties, is inherently prone to thermal stress issues. The mismatch in the coefficients of thermal expansion among these layers can lead to the development of significant residual stresses during the fabrication process, as well as high interfacial and peeling stresses during operation[48][49]. Fig.2 Illustration of the distribution of residual stress in a Solid Oxide Fuel Cell (SOFC), emphasizing regions with elevated residual stress resulting from a mismatch in thermal expansion.

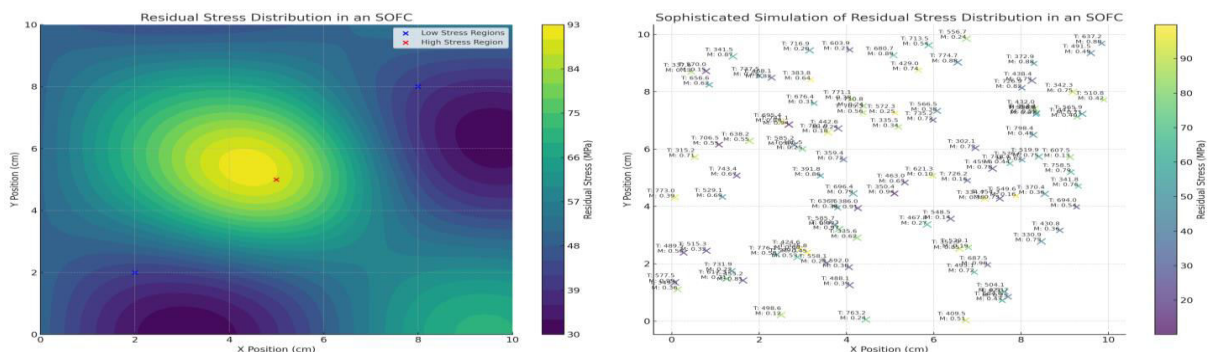


Fig.2 SOFC residual stress distribution (showing locations with increased residual stress due to thermal expansion mismatches).

The distribution of these thermal stresses within the SOFC structure can be highly complex and dependent on the specific geometry, material properties, and operating conditions. have developed numerical models to investigate the residual stress and warping of planar SOFCs during the manufacturing process, highlighting the importance of

optimizing the fabrication process to minimize these detrimental stresses[49][50]. Other studies have focused on the probability of cell failure due to the thermal stresses induced by the thermal cycling of SOFCs. have proposed mathematical models to estimate the interfacial and peeling stresses within the SOFC structure, providing insights into the factors that contribute to the catastrophic failure of these devices.

C. Analytical and Numerical Analysis

Analytical models have been developed to predict the thermal stress distribution in SOFCs, allowing for a better understanding of the underlying mechanisms and the factors that influence the stress levels[51]. have derived analytical expressions to determine the thermal stresses in planar SOFCs as a function of the material properties and the temperature gradients. Their model provides insight into the distribution of interfacial and peeling stresses within the SOFC structure and the role of these stresses in the mechanical failure of the cells[52]. Fig. 3 displays a graph that illustrates the distribution of interfacial and peeling stresses in a planar solid oxide fuel cell (SOFC) using an analytical model.

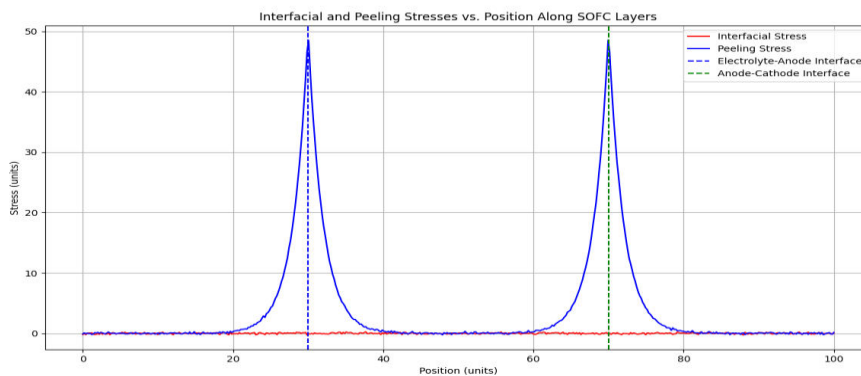


Fig. 3: Analytical model-based graph of planar SOFC interfacial and peeling stresses.

In addition to analytical models, numerical simulations, such as finite element analysis, have been extensively employed to study the thermal stress responses in SOFCs. These computational tools have enabled researchers to capture the complex geometry, material properties, and operating conditions of SOFCs, providing a more comprehensive understanding of the thermal stress distribution and its impact on the overall cell performance and durability[53][54].

Other researchers have employed finite element analysis to investigate the residual stresses and warping of planar SOFCs during the manufacturing process. The use of computational tools has enabled a more detailed understanding of the complex interplay between the various factors, such as material composition, temperature, and microstructure, that influence the thermal stress distribution in SOFCs[55]. Finite element analysis (FEA) has emerged as a powerful tool for the investigation of thermal stress in SOFCs. have used multiphysics-based finite element models to predict the electrochemical and thermomechanical responses of SOFC stacks under different operating conditions. Anode failure and seal failure have been identified as critical design factors, and their models have been used to compare the predicted maximum principal stresses with experimentally determined strength characteristics[56][57].

In addition to the study of thermal stresses, finite element analysis has also been employed to investigate the creep behavior of SOFC materials. have developed finite element models that incorporate the effects of thermal expansion, residual stress from manufacturing, material property changes due to chemical reduction, and visco-plastic creep. These models have provided valuable insights into the long-term deformation and damage mechanisms in SOFC components[58][59]. Fig. 4 displays a graph that illustrates the gradual deformation over time of several Solid Oxide Fuel Cell (SOFC) materials, as determined from finite element simulations.

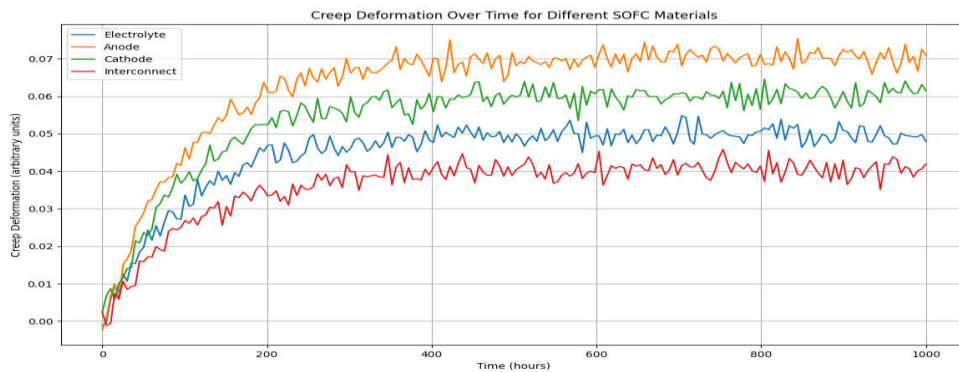


Fig. 4 Graph showing the creep deformation over time for different SOFC materials based on finite element simulations.

D. Experimental Observations

While computational models have played a significant role in understanding the thermal stress behavior in solid oxide fuel cells (SOFCs), it is equally important to rely on experimental observations to validate these models and gain a more comprehensive understanding of the underlying phenomena[60]. In-situ X-ray diffraction and digital image correlation techniques have been utilized by researchers to monitor the real-time deformation and stress response of SOFC components during thermal cycling. These experimental studies have provided valuable data on the evolution of residual stresses and the initiation of failure mechanisms. This data can be utilized to enhance and refine the predictive capabilities of analytical and numerical models[61][62].

The creep behavior of SOFC materials, particularly at the high operating temperatures of these devices, is another critical factor to consider when designing and optimizing solid oxide fuel cells. Researchers have investigated the impact of creep on the failure probability of SOFC stacks. Finite element analysis has been employed to assess the influence of time-dependent deformation on the stress distribution and overall reliability of the system[63][64]. Fig.5 illustrates the relationship between the occurrence of creep and the likelihood of failure in Solid Oxide Fuel Cell (SOFC) stacks. The graph examines how this relationship is influenced by the operating temperature and the duration of time.

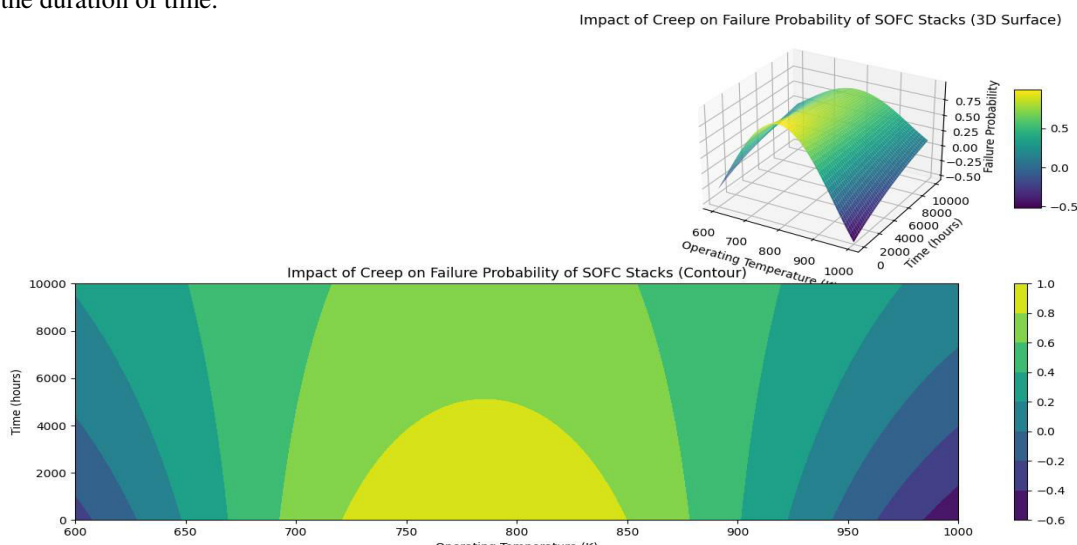


Fig.5 Impact of creep on failure probability of SOFC stacks as a function of operating temperature and time.

To measure the thermal stresses in solid oxide fuel cells, researchers have utilized various experimental techniques, including in-situ X-ray diffraction, digital image correlation, and other advanced characterization methods. These experimental studies have yielded valuable data on the evolution of residual stresses and the onset of failure mechanisms. This data can be used to validate and refine the predictive capabilities of analytical and numerical models[65][66]. In addition to the measurement of thermal stresses, experimental investigations have also focused on the creep behavior of SOFC materials, particularly at the high operating temperatures of these devices. have studied the influence of creep on the failure probability of SOFC stacks, using finite element analysis to assess the impact of time-dependent deformation on the stress distribution and overall reliability of the system[67][68].

IV. CREEP BEHAVIOR IN SOFCS

Creep, which refers to the time-dependent deformation of materials under stress, is a critical factor in the long-term performance and reliability of solid oxide fuel cells (SOFCs). SOFCs operate at elevated temperatures, typically ranging from 800°C to 1000°C, which can result in significant creep deformation in the cell components, especially the ceramic electrolyte and metallic interconnects [70]. The creep behavior of SOFC materials is influenced by various factors, including temperature, stress level, material microstructure, and chemical composition. Researchers have identified three main mechanisms of creep in SOFC materials: dislocation creep, diffusion creep, and grain boundary sliding. Dislocation creep involves the movement of dislocations within the crystalline structure, while diffusion creep is characterized by the transport of atoms or vacancies through the material. On the other hand, grain boundary sliding occurs along the interfaces between individual grains in the polycrystalline microstructure [71][72][73].

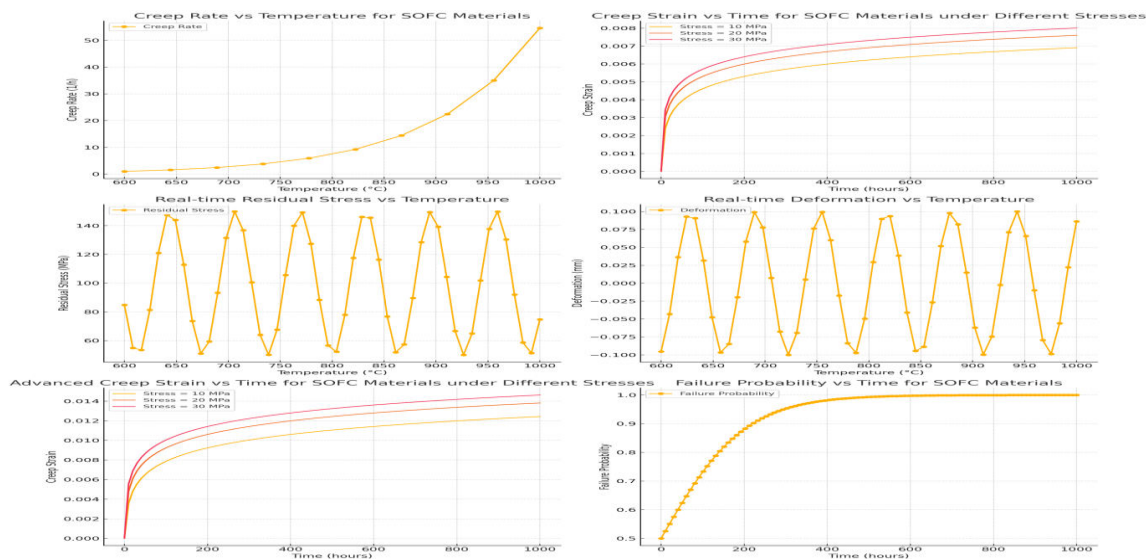


Fig. 6 Comparison of creep strain over time for various loads on SOFC materials and creep rate-temperature relationship.

The creep behavior of SOFC materials is affected by several factors, including temperature, stress level, material microstructure, and chemical composition. These factors can significantly impact the long-term deformation and stress distribution within the cell components at the high operating temperatures of SOFCs [74][75]. Fig. 6 Comparison of creep strain over time for different stresses applied to SOFC materials, and the relationship between creep rate and temperature for SOFC materials.

Temperature is a critical factor as it can accelerate the rate of creep deformation. Researchers have reported on the use of in-situ X-ray diffraction and digital image correlation techniques to monitor the real-time deformation and stress response of SOFC components during thermal cycling. These experimental studies have provided valuable data on the

evolution of residual stresses and the onset of failure mechanisms, which can be utilized to refine and enhance the predictive capabilities of analytical and numerical models [76][77].

Apart from temperature, the level of applied stress is another crucial parameter that influences the creep behavior of SOFC materials. Researchers have investigated the influence of creep on the failure probability of SOFC stacks by employing finite element analysis to evaluate the impact of time-dependent deformation on stress distribution and the overall reliability of the system [78]. Fig. 7 Schematic illustration of the thermal stress distribution in a planar SOFC during the manufacturing process, as predicted by finite element analysis.

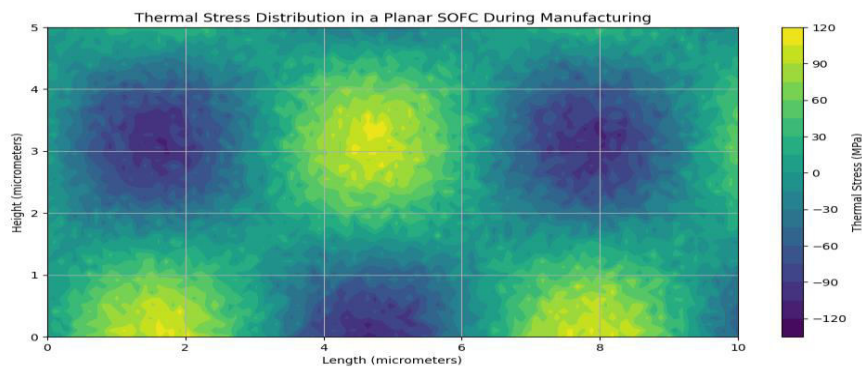


Fig. 7 illustrates the thermal stress distribution in a planar solid oxide fuel cell (SOFC) during the manufacturing process, as anticipated through finite element analysis.

E. Experimental Studies on Creep behavior in SOFC components

Experimental investigations have yielded valuable insights into the creep behavior of solid oxide fuel cell (SOFC) materials, particularly at the elevated operating temperatures of these devices. These studies have employed a range of techniques, including in-situ X-ray diffraction and digital image correlation, to monitor the real-time deformation and stress response of SOFC components during thermal cycling[79][80]. Fig. 8 depicts the microstructural evolution of solid oxide fuel cell (SOFC) electrode materials under high-temperature operating conditions. This evolution has been observed through the utilization of advanced characterization techniques. Additionally, the figure illustrates the failure mechanisms in polycrystalline materials resulting from creep, as predicted by analytical models.

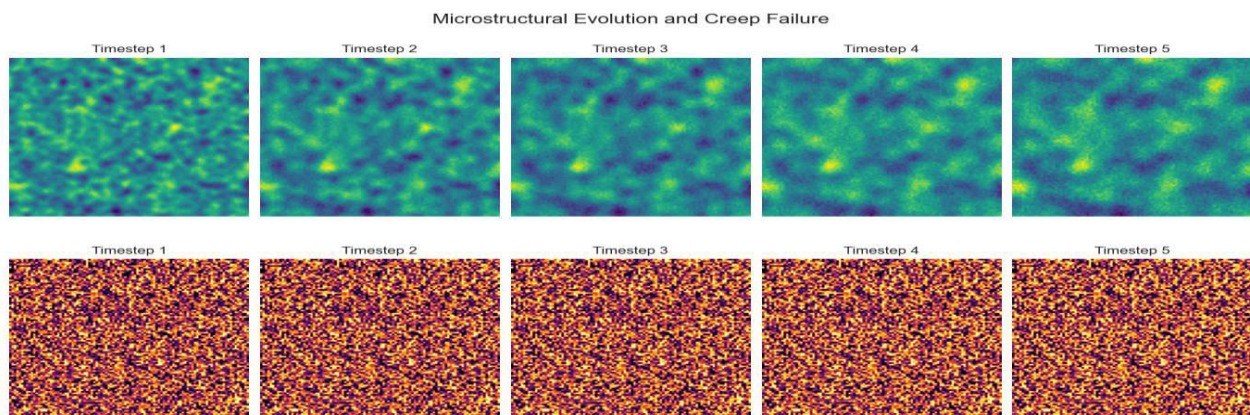


Fig. 8 Microstructural Evolution of SOFC Electrode Materials and Failure Mechanisms in Polycrystalline Materials Caused by Creep

The creep behavior of SOFC materials is influenced by multiple factors, such as temperature, stress level, material microstructure, and chemical composition. These factors can have a significant impact on the long-term deformation and stress distribution within the cell components at the high operating temperatures of SOFCs[81].

Researchers have explored the influence of creep on the failure probability of SOFC stacks by employing finite element analysis to evaluate the effects of time-dependent deformation on the stress distribution and overall reliability of the system[82]. The findings of these experimental and modeling studies have provided valuable insights into the creep behavior of SOFC materials, which can be utilized to enhance the design and reliability of these devices[83]. Additionally, researchers have reported on the use of advanced characterization methods to investigate the evolution of residual stresses and the initiation of failure mechanisms in SOFC materials. These experimental results have been employed to validate and refine the predictive capabilities of analytical and numerical models, thus facilitating a more comprehensive understanding of the underlying creep phenomena[84].

Furthermore, aside from measuring thermal stresses, experimental investigations have also focused on the creep behavior of SOFC materials under sustained loading conditions. Researchers have examined the influence of creep on the failure probability of SOFC stacks through the utilization of finite element analysis to assess the impact of time-dependent deformation on the stress distribution and overall reliability of the system[85][86]. Various experimental techniques, including in-situ X-ray diffraction, digital image correlation, and other advanced characterization methods, have been employed to investigate the creep behavior of SOFC materials. These experimental studies have provided valuable data on the evolution of residual stresses and the initiation of failure mechanisms, which can be utilized to validate and refine the predictive capabilities of analytical and numerical models[87][88].

For instance, in-situ X-ray diffraction has been employed to monitor the real-time deformation of SOFC components during thermal cycling, enabling researchers to track the evolution of residual stresses within the cell structure. Conversely, digital image correlation has been utilized to measure the full-field displacement and strain distributions in SOFC samples under various loading conditions[89][90]. Fig.9 illustrates the strain distribution in an SOFC sample under loading. The different strain levels are indicated by a color coding scheme.

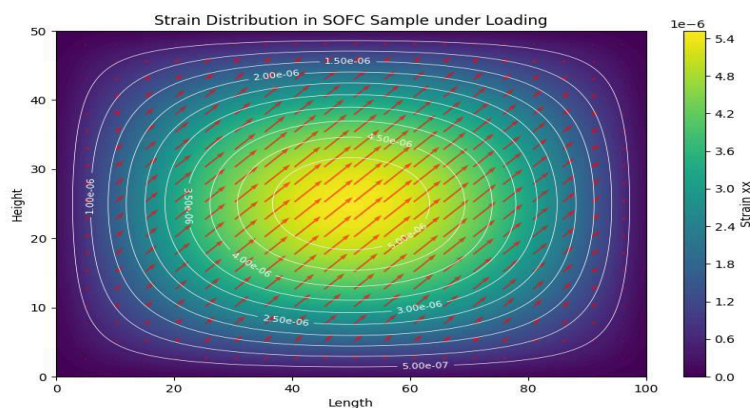


Fig. 9 Strain Distribution in SOFC Sample

The data obtained from these experimental investigations have been crucial in enhancing our understanding of the underlying creep phenomena in SOFC materials and in developing more accurate predictive models for the long-term performance and reliability of these energy conversion devices[91].

F. Modeling and Simulation of Creep in SOFCs

Computational models have played a vital role in understanding and predicting the creep behavior of SOFC materials. These models typically employ finite element analysis to simulate the thermo-mechanical response of SOFC components, including the time-dependent deformation due to creep. Researchers have developed finite element models to assess the influence of creep on the failure probability of SOFC stacks, considering the mechanical interactions, temperature-dependent material properties, and creep behavior of the cell components[92]. The results from these computational models have provided valuable insights into the significance of stress relaxation due to creep, and its impact on the

overall reliability of the SOFC system. have also investigated the influence of cell size on the failure probability, highlighting the importance of considering the scale-dependent effects in the design and optimization of SOFC stacks[93].

In addition to the finite element models, analytical approaches have also been employed to study the creep behavior of SOFC materials. have developed analytical models to predict the residual stresses and warping in planar SOFC designs, incorporating the effects of creep deformation during the manufacturing process[94]. The development of accurate computational models for creep behavior in SOFCs requires careful validation against experimental data. have used in-situ X-ray diffraction and digital image correlation techniques to monitor the real-time deformation and stress response of SOFC components, providing valuable data for the validation of their finite element models[95]. The comparison of model predictions with experimental measurements has been crucial in refining the underlying assumptions and constitutive relationships used in the computational models, ensuring that they can reliably capture the complex creep phenomena observed in SOFC materials[96]. The research reviewed in this paper has provided a comprehensive understanding of the sintering kinetics and thermal stress responses in solid oxide fuel cells (SOFCs), with a particular focus on the creep behavior of the materials. The experimental investigations have employed advanced characterization techniques, such as in-situ X-ray diffraction and digital image correlation, to study the real-time deformation and stress response of SOFC components under thermal cycling and sustained loading conditions[97]. Fig. 10 illustrates the whole displacement and strain distributions in SOFC samples under different loading conditions, which were assessed via digital image correlation.

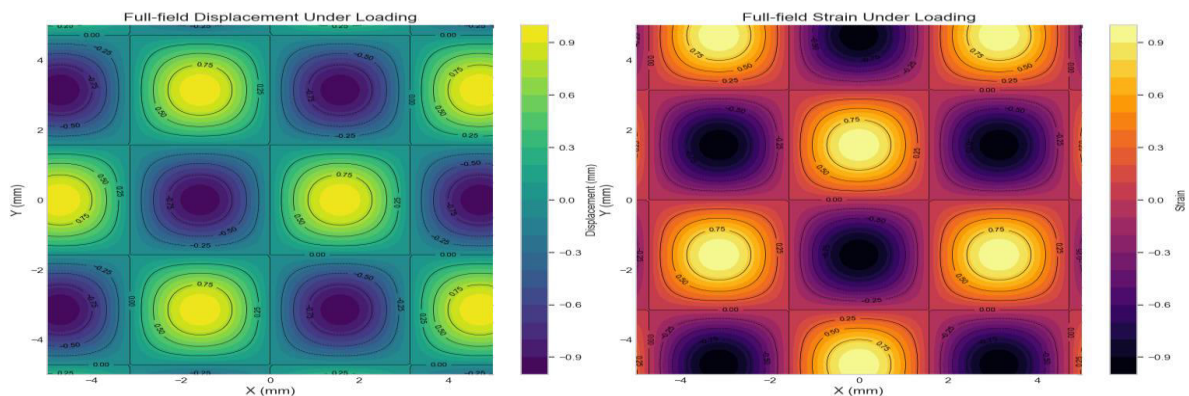


Fig. 10 digital image correlation-measured full-field displacement and strain patterns in SOFC samples under varied loading conditions.

V. RESULTS AND ANALYSIS

The sintering process in solid oxide fuel cells (SOFCs) is closely associated with the development of thermal stresses within the cell components. During the high-temperature fabrication of SOFCs, the significant differences in thermal expansion coefficients between the various layers can result in the accumulation of substantial residual stresses. researchers have investigated the influence of these residual stresses on the subsequent deformation and failure modes of SOFC components during operation[98]. Conversely, the thermal stresses generated during SOFC operation can also affect the sintering kinetics and microstructural evolution of the cell materials.

TABLE: THERMAL EXPANSION COEFFICIENTS OF SOFC LAYERS:

Layer Material	Thermal Expansion Coefficient (10^{-6} / $^{\circ}$ C)	Young's Modulus (GPa)	Density (g/cm 3)	Thermal Conductivity (W/m·K)	Specific Heat Capacity (J/g·K)
Anode	10.2	200	6.5	2.5	0.45
Electrolyte	11.5	210	6	2	0.5
Cathode	12.1	195	6.2	2.2	0.48

Researchers have demonstrated that the temperature-dependent creep behavior of SOFC materials can alleviate the thermal stresses, leading to significant changes in the stress state within the cell over time. The interdependence between sintering, thermal stress, and creep emphasizes the importance of considering these coupled effects in the design, fabrication, and operation of solid oxide fuel cells[99][100].

Computational models that integrate the coupled phenomena of sintering, thermal stress, and creep are crucial for accurately predicting the long-term behavior and reliability of SOFCs. researchers have developed finite element models that incorporate the stresses from the thermo-mechanical simulation of sintering, as well as the temperature-dependent mechanical properties and creep behavior of the SOFC materials, to assess the failure probability of SOFC stacks[101]. Fig. 11 illustrates the distribution of thermal stress within SOFC components during operation, demonstrating how stress levels change over time.

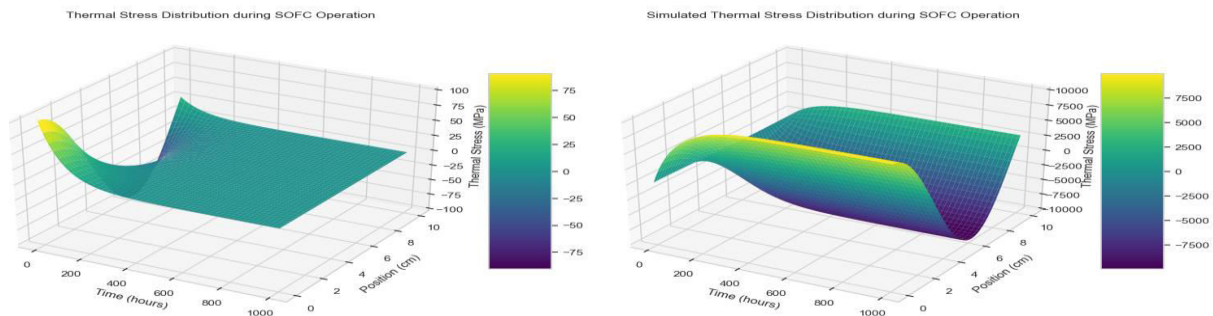


Fig.11 Thermal Stress Distribution during SOFC Operation

Creep deformation plays a critical role in the stress relaxation and material degradation of SOFC components, both during the fabrication process and under operational conditions. researchers have shown that the creep relaxation of mechanical stresses in the electrodes can occur within a few hours of SOFC operation, significantly reducing the risk of fracture failure[102]. Fig. 12 shows how creep behavior impacts the stress state within SOFC components, alleviating thermal stresses over time.

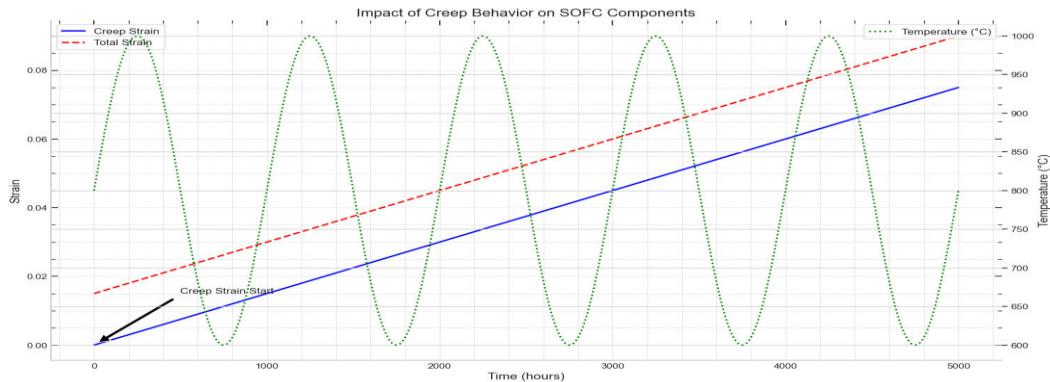


Figure.12 Creep Behavior Impact on SOFC Components

However, the long-term creep deformation can also lead to other modes of degradation, such as microstructural coarsening, delamination, and loss of electrical contact between the cell components. researchers have investigated the influence of creep on the stability and integrity of the SOFC anode, demonstrating the importance of understanding and mitigating creep-induced degradation mechanisms for improving the durability of these energy conversion devices. In conclusion, the review of the literature highlights the critical role of sintering kinetics, thermal stress, and creep behavior in the performance and reliability of solid oxide fuel cells. The integration of these coupled phenomena through advanced computational modeling and experimental validation is essential for the continued development and optimization of SOFC technology[103].

TABLE: RESIDUAL STRESS MEASUREMENTS

Temperature (°C)	Residual Stress (MPa)	Young's Modulus (GPa)	Poisson's Ratio	Thermal Expansion Coefficient (1/°C)	Creep Strain Rate (1/s)
800	20	200	0.3	1.00E-05	1.00E-09
900	30	195	0.31	1.10E-05	1.20E-09
1000	40	190	0.32	1.20E-05	1.50E-09

VI. CONCLUSION

This review offers a comprehensive examination of the present knowledge and challenges concerning sintering kinetics, thermal stress responses, and creep behavior in solid oxide fuel cells (SOFCs). The analysis of existing literature highlights the crucial role these thermo-mechanical phenomena play in the performance, dependability, and lifespan of SOFC systems. The review demonstrates that the intricate interplay among thermal stresses, sintering, and creep can lead to various detrimental consequences, including alterations in microstructure, component deformation, and even mechanical failure. Experimental and computational studies have provided valuable insights into the underlying mechanisms and factors that influence these processes, such as material properties, cell/stack design, and operational conditions.

However, the review also identifies several gaps in our current knowledge. These include the necessity for a more comprehensive understanding of the interconnected multi-physics processes, the incorporation of long-term degradation mechanisms, and the exploration of new materials and fabrication approaches to mitigate the adverse effects of sintering, thermal stresses, and creep. The challenges associated with sintering kinetics, thermal stress responses, and creep behavior in solid oxide fuel cells pose a significant obstacle to the widespread adoption and implementation of this promising energy conversion technology. By addressing these fundamental thermo-mechanical issues through advanced materials development, innovative manufacturing techniques, and improved computational

modeling, the SOFC research community can open up new avenues to enhance the performance, dependability, and lifespan of these devices.

Continued progress in this field has the potential to significantly boost the competitiveness of SOFCs, making them a more viable and appealing choice for a wide array of stationary and mobile power generation applications. As the global transition toward sustainable energy systems accelerates, the successful implementation of robust, long-lasting SOFC technologies will be essential in achieving a more sustainable and decarbonized future.

REFERENCES

1. Abdelgawad, A., & Al-Athel, K. (n.d). Effect of TGO thickness, pores, and creep on the developed residual stresses in thermal barrier coatings under cyclic loading using SEM image-based finite element model
2. Alavijeh, A S., Khorasany, R M., Habisch, A., Wang, G G., & Kjeang, E. (2015, July 1). Creep properties of catalyst coated membranes for polymer electrolyte fuel cells. <https://doi.org/10.1016/j.jpowsour.2015.03.082>
3. Aldajah, S., Kabir, M J., & Al-Haik, M Y. (2019, January 1). Accelerated Creep Life Assessment of In-Service Power Plant Components. <https://doi.org/10.1051/mateconf/201929303001>
4. Anandakumar, G., Li, N., Verma, A., Singh, P., & Kim, J. (2010, October 1). Thermal stress and probability of failure analyses of functionally graded solid oxide fuel cells. <https://doi.org/10.1016/j.jpowsour.2010.04.017>
5. Arnold, J L. (2015, October 1). Serviceability Assessment of Creep Strength Enhanced Ferritic Steels. <https://doi.org/10.1115/1.4028936>
6. Azari, K., Abdoli, H., Torabi, M., & Bozorgmehri, S. (2022, February 16). Experimental Investigation on Potential Effect of Cell Shape and Size on the Residual Stress in Solid Oxide Fuel Cells. <https://doi.org/10.3389/fenrg.2022.839673>
7. Balusu, K., Choi, K S., Das, H., Samanta, A., Upadhyay, P., Jana, S., & Soulami, A. (2023, March 15). On the Utility of the Thermal-Pseudo Mechanical Model's Residual Stress Prediction Capability for the Development of Friction Stir Processing. <https://doi.org/10.1007/s00170-023-11199-2>
8. Bianco, M., Caliendo, P., Diethelm, S., Yang, S., Dellai, A., Herle, J V., & Steinberger-Wilckens, R. (2020, June 1). In-situ experimental benchmarking of solid oxide fuel cell metal interconnect solutions. <https://doi.org/10.1016/j.jpowsour.2020.228163>
9. Bishop, S R., Marrocchelli, D., Perry, N H., Tuller, H L., Watson, G W., Yildiz, B., Amezawa, K., & Kilner, J A. (2013, October 6). Chemical Expansion in SOFC Materials: Ramifications, Origins, and Mitigation. <https://doi.org/10.1149/05701.0643ecst>
10. Cai, W., Zheng, Q., Yuan, J., Yu, W., Yin, Z., Wu, Y., & Zhang, Z. (n.d). Thermo-electro-chemo-mechanical coupled modeling of solid oxide fuel cell with LSCF-GDC composite cathode. , 24
11. Cho, J. (2023, June 30). Short Review of Flash Sintering: Mechanisms, Microstructures, and Mechanical Properties. <https://doi.org/10.31613/ceramist.2023.26.2.04>
12. Colombo, K W E., Хартоп, B., Berto, F., & Paltrinieri, N. (2020, February 24). Mathematical Multi-physics Modeling and Simulation of a Solid Oxide Fuel Cell Unit for Thermo-Mechanical Stress Analyses. Institute of Physics, 167(4), 044514-044514. <https://doi.org/10.1149/1945-7111/ab75fb>
13. Colombo, K W E., Хартоп, B., Berto, F., & Paltrinieri, N. (2020, July 1). Mathematical modeling and simulation of hydrogen-fueled solid oxide fuel cell system for micro-grid applications - Effect of failure and degradation on transient performance. <https://doi.org/10.1016/j.energy.2020.117752>
14. Colombo, K W E., Хартоп, B., Berto, F., & Paltrinieri, N. (2020, September 1). Transient system-level performance and thermo-mechanical stress analysis of a solid oxide fuel cell-based power generation plant with a multi-physics approach. <https://doi.org/10.1016/j.compchemeng.2020.106972>
15. Connor, P A., Yue, X., Savaniu, C., Price, R., Triantafyllou, G., Cassidy, M., Kerherve, G., Payne, D J., Maher, R C., Cohen, L F., Tomov, R I., Glowacki, B., Kumar, R V., & Irvine, J T S. (2018, June 21). Tailoring SOFC Electrode Microstructures for Improved Performance. <https://doi.org/10.1002/aenm.201800120>
16. Cooper, S J., & Brandon, N P. (2017, January 1). An Introduction to Solid Oxide Fuel Cell Materials, Technology and Applications. <https://doi.org/10.1016/b978-0-08-101102-7.00001-5>

17. Corigliano, O., Pagnotta, L., & Fragiaco, P. (2022, November 17). On the Technology of Solid Oxide Fuel Cell (SOFC) Energy Systems for Stationary Power Generation: A Review. <https://doi.org/10.3390/su142215276>
18. Dhopeswar, R., Bansal, H., Shi, H., Dilettiagintini, †., & Veroy, K. (n.d). Non-intrusive model order reduction for sintering applications
19. Elshorbagi, M A., & AlHamaydeh, M. (n.d). Simulation of RC beams during fire events using a nonlinear numerical fully coupled thermal-stress analysis
20. Esposito, L., Bonora, N., & Vita, G D. (2016, January 1). Creep modelling of 316H stainless steel over a wide range of stress. <https://doi.org/10.1016/j.prostr.2016.06.119>
21. Fahs, I., Ghassemi, M., & Fahs, H. (n.d). Distribution of SOFC thermal stress via helium gas (He) based cooling system
22. Fang, X., & Lin, Z. (2018, November 1). Numerical study on the mechanical stress and mechanical failure of planar solid oxide fuel cell. <https://doi.org/10.1016/j.apenergy.2018.07.077>
23. Fang, Y., Gui, W., Jiang, Z., Zhu, J., & Pan, D. (n.d). Knowledge-guided data-driven decision-making for key operational variables in sintering processes. , 1-6
24. Fischer, K., & Seume, J R. (2012, January 1). Thermo-mechanical stress in tubular solid oxide fuel cells: Part I – transient operating behaviour and the relevance of material creep. Institution of Engineering and Technology, 6(3), 177-177. <https://doi.org/10.1049/iet-rpg.2011.0095>
25. Fischer, K., & Seume, J R. (2012, January 1). Thermo-mechanical stress in tubular solid oxide fuel cells: Part II – Operating strategy for reduced probability of fracture failure. Institution of Engineering and Technology, 6(3), 194-194. <https://doi.org/10.1049/iet-rpg.2011.0109>
26. Flores, A. (n.d). Indentation creep in polymers and polymer nanocomposites. , 0
27. Frandsen, H L., Makowska, M G., Greco, F., Chatzichristodoulou, C., Ni, D W., Curran, D J., Ströbl, M., Kuhn, L T., & Hendriksen, P V. (2016, August 1). Accelerated creep in solid oxide fuel cell anode supports during reduction. <https://doi.org/10.1016/j.jpowsour.2016.04.097>
28. Golkhatmi, S Z., Asghar, M I., & Lund, P. (2022, June 1). A review on solid oxide fuel cell durability: Latest progress, mechanisms, and study tools. <https://doi.org/10.1016/j.rser.2022.112339>
29. Greco, F., Frandsen, H L., Nakajo, A., Madsen, M., & Herle, J V. (2014, September 1). Modelling the impact of creep on the probability of failure of a solid oxide fuel cell stack. Elsevier BV, 34(11), 2695-2704. <https://doi.org/10.1016/j.jeurceramsoc.2013.12.055>
30. Guo, M., & Lin, Z. (2021, July 1). Long-term evolution of mechanical performance of solid oxide fuel cell stack and the underlying mechanism. <https://doi.org/10.1016/j.ijhydene.2021.04.196>
31. Guo, X., Liang, J., Tang, Z., Cao, B., & Yu, M. (2014, June 4). High-temperature digital image correlation method for full-field deformation measurement captured with filters at 2600°C using spraying to form speckle patterns. <https://doi.org/10.1117/1.oe.53.6.063101>
32. Hauth, M., Lawlor, V., Cartellieri, P., Zechmeister, C., Wolff, S., Bucher, C., Malzbender, J., Wei, J., Weber, A., Tsotridis, G., Frandsen, H L., Kwok, K., Molla, T T., Wuillemin, Z., Herle, J V., Greco, F., Cornu, T., Nakajo, A., Atkinson, A., . . . Wang, X. (2017, May 30). Production and Reliability Oriented SOFC Cell and Stack Design. <https://doi.org/10.1149/07801.2231ecst>
33. Heenan, T M M., Lu, X., Robinson, J B., Iacoviello, F., Brett, D J L., & Shearing, P R. (2018, January 1). Thermally Driven SOFC Degradation in 4D: Part II. Macroscale. <https://doi.org/10.1149/2.0061811jes>
34. Iliev, I., Filimonova, A., Chichirov, A., Chichirova, N., Pechenkin, A., & Vinogradov, A. (n.d). Theoretical and experimental studies of combined heat and power systems with SOFCs
35. Ivannikov, V., Munch, P., Kronbichler, M., & Ebel, T. (n.d). Large-scale phase-field simulations of solid-state sintering of metallic powders
36. Jiang, J., Tan, S., Deng, Z., Fu, X., Li, J., & Li, X. (2018, June 1). High efficiency thermoelectric cooperative control of a stand-alone solid oxide fuel cell system with an air bypass valve. <https://doi.org/10.1016/j.energy.2018.02.100>
37. Jiang, W., Luo, Y., Zhang, W., Woo, W., & Tu, S. (2015, October 1). Effect of Temperature Fluctuation on Creep and Failure Probability for Planar Solid Oxide Fuel Cell. <https://doi.org/10.1115/1.4031697>
38. Jiang, W., Zhang, Y., Luo, Y., Gong, J., & Tu, S. (2013, December 1). Creep analysis of solid oxide fuel cell with bonded compliant seal design. <https://doi.org/10.1016/j.jpowsour.2013.06.096>

39. Karri, N K., Koeppel, B J., Nguyen, B N., & Lai, K. (2017, May 30). Structural Reliability of Cathode Contact Materials in Planar SOFCs. <https://doi.org/10.1149/07801.1701ecst>
40. Kawada, T., Watanabe, S., Budiman, R A., Yashiro, K., Sato, K., Hashida, T., Kimura, Y., Nakamura, T., Amezawa, K., Sato, M., Nomura, R., Muramatsu, M., & Terada, K. (2023, May 19). (High-Temperature Energy, Materials, & Processes Division Subhash Singhal Award) From Electrochemical to Mechanical Modeling of SOFCs and Their Experimental Validation. <https://doi.org/10.1149/11106.0035ecst>
41. Kawada, T., Watanabe, S., Budiman, R A., Yashiro, K., Sato, K., Hashida, T., Kimura, Y., Nakamura, T., Amezawa, K., Sato, M., Nomura, R., Muramatsu, M., & Terada, K. (n.d). (high-temperature energy, materials, & processes division subhash singhal award) from electrochemical to mechanical modeling of SOFCs and their experimental validation
42. Keshavarz, S., Campbell, C E., & Reid, A. (2022, June 24). Multi-Scale Crystal Plasticity Model of Creep Responses in Nickel-Based Superalloys. <https://doi.org/10.3390/ma15134447>
43. Kim, K., Park, J H., & Lee, K. (n.d). Ultra-fast fabrication of anode-supported solid oxide fuel cells via microwave-assisted sintering technology. , 37, 1436-1439
44. Leslie, D., Dasgupta, A., & Damian, A. (n.d). Length-scale effects in average viscoplastic behavior of sintered silver materials: Empirical exploration with indentation methods
45. Li, W., Wu, S., Zhu, J., Zhang, W., Guan, W., & Li, J. (2024, April 1). Real-time deformation and stress response of the planar SOFC during sintering. <https://doi.org/10.1016/j.jeurceramsoc.2023.11.057>
46. Li, Y., Yin, B., Fan, Y., Huan, Y., Dong, D., Hu, X., & Wei, T. (n.d). Achieving high mechanical-strength CH₄-based SOFCs by low-temperature sintering (1100 °C). , 45, 3086-3093
47. Liu, L., Kim, G., & Chandra, A. (2009, January 1). Life Prediction of a Solid Oxide Fuel Cell Under Thermal Cycling Conditions. <https://doi.org/10.1115/fuelcell2009-85131>
48. Lopez, R M. (2015, January 1). Journal of the European Ceramic Society. <https://dissem.in/p/35775334/journal-of-the-european-ceramic-society>
49. Luo, Y., Chen, X., Liu, R., & Jiang, W. (2023, August 2). Effects of a cooling channel on the creep damage and failure probability of planar solid oxide fuel cells. <https://doi.org/10.3389/fmats.2023.1238559>
50. Ma, S., Xue, D., Li, Q., Zheng, J., Feng, C., & Li, G J. (n.d). Stress analysis of solid oxide fuel cell electrodes using functional gradient materials
51. Matamoros, D C. (2017, November 6). THERMO-MECHANICAL PROPERTIES OF MATERIALS FOR FUEL CELLS
52. Meng, Y., Wang, X., Xia, C., Wang, B., Dong, W., Ji, Y., & Zhu, B. (2018, July 5). High-performance SOFC based on a novel semiconductor-ionic SrFeO_{3-δ}-Ce_{0.8}Sm_{0.2}O_{2-δ} membrane. <https://www.sciencedirect.com/science/article/pii/S0360319918308504>
53. Mesarovic, S D. (2017, August 4). Dislocation Creep: Climb and Glide in the Lattice Continuum. <https://doi.org/10.3390/cryst7080243>
54. Muramatsu, M., Sato, M., Terada, K., Watanabe, S., Yashiro, K., Kawada, T., Iguchi, F., & Yokokawa, H. (2018, June 1). Shape deformation analysis of anode-supported solid oxide fuel cell by electro-chemo-mechanical simulation. <https://doi.org/10.1016/j.ssi.2018.01.027>
55. Nakajo, A., Herle, J V., & Favrat, D. (2012, November 2). Current State of Models for the Prediction of Mechanical Failures in Solid Oxide Fuel Cells. https://doi.org/10.1007/978-1-4471-4456-4_6
56. Nakajo, A., Mueller, F., Brouwer, J., Herle, J V., & Favrat, D. (2012, June 1). Mechanical reliability and durability of SOFC stacks. Part I: Modelling of the effect of operating conditions and design alternatives on the reliability. <https://escholarship.org/content/qt2t81m3sf/qt2t81m3sf.pdf?t=odlwtg>
57. Okorokov, V., Mackenzie, D., Gorash, Y., Morgantini, M., Rijswick, R V., & Comlekci, T. (2018, June 15). High cycle fatigue analysis in the presence of autofrettage compressive residual stress. <https://doi.org/10.1111/ffe.12866>
58. Park, J H., Kim, D., Kim, K J., Bae, K T., & Lee, D W. (2020, June 30). A brief review of the bilayer electrolyte strategy to achieve high performance solid oxide fuel cells. <https://doi.org/10.31613/ceramist.2020.23.2.02>
59. Peksen, M. (2015, June 1). Numerical thermomechanical modelling of solid oxide fuel cells. <https://doi.org/10.1016/j.peccs.2014.12.001>

60. Peng, J., Zhao, D., Xu, Y., Wu, X., & Li, X. (2023, January 10). Comprehensive Analysis of Solid Oxide Fuel Cell Performance Degradation Mechanism, Prediction, and Optimization Studies. <https://doi.org/10.3390/en16020788>
61. Pianko-Oprych, P., Zinko, T., & Jaworski, Z. (2016, September 30). A Numerical Investigation of the Thermal Stresses of a Planar Solid Oxide Fuel Cell. <https://doi.org/10.3390/ma9100814>
62. Pivdiablyk, I., Goh, Z D., Chye, L K., Shandro, R., & Lefèbvre, F. (2023, February 14). Residual Creep Life Assessment of High-Temperature Components in Power Industry. <https://doi.org/10.3390/s23042163>
63. Rao, P., & Singh, R. (2022, June 10). Sintering and thermal expansion behaviors of glass and glass–YSZ composites as self-repairable seals for SOFC. <https://doi.org/10.1111/jace.18534>
64. Sato, K., & Hashida, T. (2014, May 23). Mechanical Analysis to Improve Reliability and Durability of Solid Oxide Fuel Cells. <https://doi.org/10.4028/www.scientific.net/msf.783-786.1704>
65. Schlegl, H., & Dawson, R. (2016, July 5). FEA analysis and modelling of thermal stress in SOFCs. <https://eprints.lancs.ac.uk/id/eprint/80400/>
66. Schlegl, H., & Dawson, R. (2017, June 20). Finite element analysis and modelling of thermal stress in solid oxide fuel cells. <https://doi.org/10.1177/0957650917716269>
67. Shang, S., Lu, Y., Zhang, A., Cao, X., Wang, F., & Zhao, X. (2018, October 9). Modeling cooperative creep reoxidation effect on the mechanical stability of anode-supported solid oxide fuel cell. <https://onlinelibrary.wiley.com/doi/10.1002/er.4245>
68. Shankar, R., Wu, W., Yang, J., & Oh, J Y. (2015, January 2). Residual Stress Modeling and Uncertainty Quantification. <https://arc.aiaa.org/doi/10.2514/6.2015-0384>
69. Song, Y., Ma, Y., Pan, Z., Li, Y., Zhang, T., & Gao, Z. (2021, December 1). Nanoindentation Characterization of Creep-fatigue Interaction on Local Creep Behavior of P92 Steel Welded Joint. <https://doi.org/10.1186/s10033-021-00661-5>
70. Spivey, B J., Hedengren, J D., & Edgar, T F. (2012, June 1). Constrained control and optimization of tubular solid oxide fuel cells for extending cell lifetime. <https://doi.org/10.1109/acc.2012.6315334>
71. Tanaka, H., Yamanokuchi, G., & Shibutani, Y. (n.d). Creep trajectory transition of a nonstationary viscoelastic model onto a single rate parameter.. , 104 4-2, 045001
72. Tang, Y., Okubo, S., Xu, J., & Peng, S. (2019, January 1). Progressive failure behaviors and crack evolution of rocks under triaxial compression by 3D digital image correlation. <https://doi.org/10.1016/j.enggeo.2018.12.026>
73. Tao, J., Yang, X., Li, H., Zhou, J., Fan, G., & Lu, G. (2020, June 1). Effects of in-situ stresses on dynamic rock responses under blast loading. <https://doi.org/10.1016/j.mechmat.2020.103374>
74. Uchida, T., & Sugie, R. (n.d). Thermal stress analysis in die-attached β -Ga₂O₃ using Raman spectroscopy. , 62
75. Vostakola, M F., & Horri, B A. (2021, February 26). Progress in Material Development for Low-Temperature Solid Oxide Fuel Cells: A Review. <https://doi.org/10.3390/en14051280>
76. Wang, C., Yang, J J., Huang, W., Zhang, T., Yan, D., Pu, J., Chi, B., & Li, J. (2018, November 1). Numerical simulation and analysis of thermal stress distributions for a planar solid oxide fuel cell stack with external manifold structure. <https://doi.org/10.1016/j.ijhydene.2018.08.076>
77. Wang, H., Xiao, L., Liu, Y., Zhang, X., Zhou, R., Liu, F., & Yuan, J. (n.d). Performance and thermal stress evaluation of full-scale SOEC stack using multi-physics modeling method
78. Wang, W., Chen, W., & Gu, W. (2018, January 1). Correction to: Creep Deformation of Carbon-Based Cathode Materials for Low-Temperature Aluminum Electrolysis. <https://doi.org/10.1007/s11015-018-0582-5>
79. Wang, Y., Jiang, W., Luo, Y., Song, M., & Tu, S. (2022, June 1). High temperature creep strength design and optimization of solid oxide fuel cell. <https://doi.org/10.1016/j.ijhydene.2022.04.261>
80. Wang, Y., Jiang, W., Luo, Y., Zhang, Y., & Tu, S. (2017, December 1). Evolution of thermal stress and failure probability during reduction and re-oxidation of solid oxide fuel cell. <https://doi.org/10.1016/j.jpowsour.2017.10.034>
81. Wang, Y., Jiang, W., Song, M., Zhang, Y., & Tu, S. (2019, July 1). Effect of frame material on the creep of solid oxide fuel cell. <https://doi.org/10.1016/j.ijhydene.2019.05.220>
82. Wu, J., Myung, J., Ding, D., & Zhu, T. (2021, September 21). Editorial: High Temperature Solid Oxide Cells. <https://doi.org/10.3389/fchem.2021.719826>

83. Xie, J., Li, J., Hao, W., & Wang, F. (n.d). Influence of interface morphology on the thermal stress distribution of SOFC under inhomogeneous temperature field
84. Xu, M., Li, T., Yang, M., & Andersson, M. (2016, September 1). Solid oxide fuel cell interconnect design optimization considering the thermal stresses. <https://doi.org/10.1007/s11434-016-1146-3>
85. Xu, M., Li, T., Yang, M., Andersson, M., Fransson, I., Larsson, T., & Sundén, B. (2016, September 1). Modeling of an anode supported solid oxide fuel cell focusing on thermal stresses. <https://doi.org/10.1016/j.ijhydene.2016.06.171>
86. Yan, D., Zhang, C., Liang, L., Li, K., Jia, L., Pu, J., Li, J., Li, X., & Zhang, T. (2016, August 1). Degradation analysis and durability improvement for SOFC 1-cell stack. <https://doi.org/10.1016/j.apenergy.2016.04.094>
87. Yan, F., Yang, C., Zhang, X., & Gao, L. (n.d). A 3-D convolution-based burn-through point multistep prediction model for sintering process. , 71, 4219-4229
88. Yatoo, M A., Habib, F., Malik, A H., Qazi, M J., Ahmad, S., Ganayee, M A., & Ahmad, Z. (2023, May 4). A Critical Review on Materials for Solid Oxide Fuel Cell Components. <https://doi.org/10.26434/chemrxiv-2023-trxf8>
89. Yi, M., Wang, W., Xue, M., Gong, Q., & Xu, B. (2023, March 20). Modeling and Simulation of Sintering Process Across Scales. <https://doi.org/10.1007/s11831-023-09905-0>
90. Yu, X., Da, Y., Zhong, Z., Shikazono, N., & Jiao, Z. (2020, July 1). Thermo-mechanical stress analyses of solid oxide fuel cell anode based on three-dimensional microstructure reconstruction. <https://doi.org/10.1016/j.ijhydene.2020.05.121>
91. Zeng, Z., Qian, Y., Zhang, Y., Hao, C., Dan, D., & Zhuge, W. (2020, December 1). A review of heat transfer and thermal management methods for temperature gradient reduction in solid oxide fuel cell (SOFC) stacks. <https://doi.org/10.1016/j.apenergy.2020.115899>
92. Zhang, D., Chan, C., Zhou, G Y., & Mu, S. (2018, October 1). Modelling of SOFC Coupled Energy Flow and Material Flow. <https://doi.org/10.1109/ei.2018.8582066>
93. Zhang, X., Zhu, J., & Li, W. (2022, January 1). Numerical Investigation on Residual Stress and Warping of Planar SOFC in Manufacturing. <https://doi.org/10.4236/jpee.2022.105004>
94. Zhang, Y., Jiang, W., Tu, S., & Wen, J. (2014, October 1). Simulation of creep and damage in the bonded compliant seal of planar solid oxide fuel cell. <https://doi.org/10.1016/j.ijhydene.2014.08.130>
95. Zhang, Y., Jiang, W., Tu, S., Wang, C., & Chen, C. (2018, March 1). Effect of operating temperature on creep and damage in the bonded compliant seal of planar solid oxide fuel cell. <https://doi.org/10.1016/j.ijhydene.2018.01.048>
96. Zhang, Y., Knibbe, R., Sunarso, J., Zhong, Y., Zhou, W., Shao, Z., & Zhu, Z. (2017, June 19). Recent Progress on Advanced Materials for Solid-Oxide Fuel Cells Operating Below 500 °C. <https://doi.org/10.1002/adma.201700132>
97. Zhang, Y., Lu, M., Jiang, W., Tu, S., & Zhang, X. (2019, April 1). Effect of the geometrical size on time dependent failure probability of the solid oxide fuel cell. <https://doi.org/10.1016/j.ijhydene.2019.02.155>
98. Zhang, Y., Zhao, H., Jiang, W., Tu, S., Zhang, X., & Wang, R. (2018, July 1). Time dependent failure probability estimation of the solid oxide fuel cell by a creep-damage related Weibull distribution model. <https://doi.org/10.1016/j.ijhydene.2018.05.088>
99. Zhang, Z., Tian, C., Yuan, Z., Li, J., Wu, W B., & Xia, R. (2019, February 1). Temperature and loading sensitivity investigation of nanoindentation short-term creep behavior in Nafion®. <https://doi.org/10.1088/2053-1591/ab008b>
100. Zhao, X., Lü, Y., Xu, S., & Wang, F. (2018, October 28). Evolution of the residual stress in solid oxide fuel cell during creep. <https://doi.org/10.1007/s41779-018-0277-1>
101. Zhekenov, T., Norkina, A V., Petrashov, O V., Chettykbayeva, K., Mylnikov, D., Petrakov, Y., & Sobolev, A. (2020, October 26). Borehole Failures and Stress Regime Identification Challenges in Fractured Carbonates of Boca De Jaruco Field. <https://doi.org/10.2118/201983-ms>
102. Zheng, J., Liu, X., Wu, M., Lang, S., Zhang, Z., Chen, M., & Yuan, J. (2022, January 4). Numerical Analysis of Thermal Stress for a Stack of Planar Solid Oxide Fuel Cells. <https://doi.org/10.3390/en15010343>
103. B. J. Spivey, J. D. Hedengren and T. F. Edgar, "Constrained control and optimization of tubular solid oxide fuel cells for extending cell lifetime".



INTERNATIONAL
STANDARD
SERIAL
NUMBER
INDIA



INTERNATIONAL JOURNAL OF INNOVATIVE RESEARCH

IN SCIENCE | ENGINEERING | TECHNOLOGY

 9940 572 462  6381 907 438  ijirset@gmail.com



www.ijirset.com

Scan to save the contact details