



e-ISSN: 2319-8753 | p-ISSN: 2347-6710

# IJRSET

International Journal of Innovative Research in  
**SCIENCE | ENGINEERING | TECHNOLOGY**



# INTERNATIONAL JOURNAL OF INNOVATIVE RESEARCH

IN SCIENCE | ENGINEERING | TECHNOLOGY

Volume 13, Issue 7, July 2024

**ISSN** INTERNATIONAL  
STANDARD  
SERIAL  
NUMBER  
INDIA

Impact Factor: 8.423

9940 572 462

6381 907 438

[ijirset@gmail.com](mailto:ijirset@gmail.com)

[www.ijirset.com](http://www.ijirset.com)

# Real Time Student Attention Tracking System

Ranjitha G S

PG Student, Dept. of MCA, PES Institute of Technology and Management, Shimoga, Karnataka, India

**ABSTRACT:** This project aims to develop a real-time attention tracking system utilizing computer vision techniques to accurately monitor a user's gaze direction, eye openness, and overall attentiveness. Implemented in Python, it leverages libraries such as OpenCV, dlib, and numpy for image processing and facial landmark detection. The key components include detecting and isolating the user's eyes within a video stream, utilizing dlib for facial landmark detection, and implementing algorithms to calculate pupil positions and eyelid movements. Calibration mechanisms dynamically adjust thresholds to improve accuracy across varying lighting conditions and individual characteristics. The system outputs measures such as horizontal and vertical gaze direction ratios, blink detection, and eye closure determination. The previously discussed procedures are crucial for applications involving human-computer interaction, driver monitoring systems, and attention-aware computing. Ultimately, the project aims to provide a robust and accurate gaze tracking solution capable of real-time monitoring. An examination of user attentiveness and eye movements in diverse environmental conditions.

**KEYWORDS:** Gaze Tracking, Eye Tracking, Blink Detection, Real-time Monitoring, Attention-aware Computing

## I. INTRODUCTION

Gaze Tracking is a Python module developed for real-time eye tracking using a webcam, utilizing computer-vision libraries like OpenCV and dlib. It excels in detecting and analyzing eye movements and pupil positions, making it invaluable in human-computer interaction, psychology, and user experience research. By utilizing dlib's pretrained model for facial landmark detection, the module accurately tracks eye movements, isolates each eye within a frame, and enables blink detection and analysis. It has the ability to determine if their eyes are functioning properly or not, estimate gaze direction (left, right, or center), and detect blinking patterns.

A standout feature of Gaze Tracking is its calibration mechanism, which automatically sets optimal thresholds for iris and pupil detection ensures unchanged performance in different lighting conditions and user characteristics. This calibration improves gaze estimation accuracy, making the module versatile for a range of practical applications. Designed for developers and researchers, Gaze Tracking offers reliable and efficient methods to analyze and interpret user gaze behavior in real-time, supporting applications in assistive technology and user engagement analysis.

## II. LITERATURE SURVEY

During distance learning-courses requires collecting data, analyzing the student's condition, and evaluating performance based on concentration levels rather than just academic results. According to [1] is the average blink rate for a person ranges between 8 and 21 blinks per minute. However, this rate drops significantly to 4.5 blinks per minute when deeply focused on a visual task, while poor concentration can enhance the blink rate to 32.5 blinks per minute. According to [3], mind-wandering can impair performance and is detectable through eye movement data collected using a specialized eye tracker, which shows noticeable changes in eye behavior patterns during inattention. Article [4] emphasizes that Attention Deficiency Syndrome significantly impacts students' learning efficiency. Review paper [5] identifies drowsiness—caused by sleep deprivation, restlessness, and mental strain—as a major factor contributing to inattention and finds that Support Vector Machines (SVM) and Haar classifier methods offer the highest accuracy for real-time drowsiness detection. Publication [7] suggests using an automated facial recognition design with Principal Component Approach (PCA) and Convolutional-Neural Networks (CNN). Study [8] recommends a two-layer CNN to learn high-level sparse and selective face feature maps, with Sparse Representation Classifier (SRC) enhancing performance through a selectively chosen feature extractor. Study [9] investigates head and body posture characteristics to estimate attention levels by identifying behavioral patterns associated with attention. Based on this literature review, we have identified eye gaze, blink rate, and facial expressions as effective features for evaluating students' attention spans.

### III. METHODOLOGY


The methodology for the gaze tracking project includes several essential steps and techniques:

1. Face Detection: Employ dlib's frontal face detector to identify and locate faces within video frames.
2. Facial Landmark Detection: Utilize the dlib shape predictor to detect 68 facial landmarks on each identified face, including points around the eye, nose, and lips, and jawline.
3. Eye Isolation: Isolate the both eye regions from the frame using the identified landmarks on the face, applying a mask to extract only these areas.
4. Pupil Detection: Implement an algorithm to detect pupils within isolated eye regions using picture-processing techniques like thresholding, filtering, and contour analysis to locate and estimate pupil positions accurately.
5. Blink Detection: By calculating the blinking ratio according to the aspect ratio of the eye, you can Find out whether the pupil of your eye's are functioning properly or not.
6. Gaze Direction Calculation: Calculate horizontal and vertical gaze directions by analyzing pupil positions relative to eye centers. This involves calculating ratios To recognize the user's direction of gaze—left, right, up, down, or center.
7. Evaluation of Focus and Concentration: Evaluate the user's attentiveness based on results from gaze direction and blink detection. Criteria may include gaze stability, blink frequency, and the direction of gaze (e.g., center versus peripheral vision).
8. Real-time Monitoring: Continuously analyze video frames in real-time to provide Immediate feedback on the user's vision and concentration.
9. Visualization and Feedback: Visualize results by overlaying annotations on video frames to highlight detected pupils and gaze direction. Give the user input or Additional systems for further analysis or action.

### IV. RESULT AND DISCUSSION

The results of the gaze tracking project showcase a strong capability in detecting and analyzing users-gaze behavior and attentiveness. Extensive testing and validation have confirmed the system's accuracy in recognizing the landmarks on the face and isolating eye regions, resulting in accurate study of blinks and eye detection. The system's real-time calculations of horizontal and vertical gaze directions offer valuable insights into where users are focusing within the frame, distinguishing between left, right, center, and other directions. The calibration process effectively adjusts parameters such as threshold values, enhancing the system's adaptability to different lighting conditions and user characteristics. Visualizations overlay annotations on video frames, clearly depicting detected pupils and their movements, providing intuitive feedback on user attentiveness and gaze stability. Discussions focus on optimizing algorithms for faster processing and improving accuracy in challenging scenarios, such as low-light environments or diverse facial appearances. Future developments could explore integration into interactive systems for gaming, driver monitoring applications, or educational tools, leveraging precise gaze tracking to enhance user experiences and operational safety.

#### A. Face recognition and facial land mark

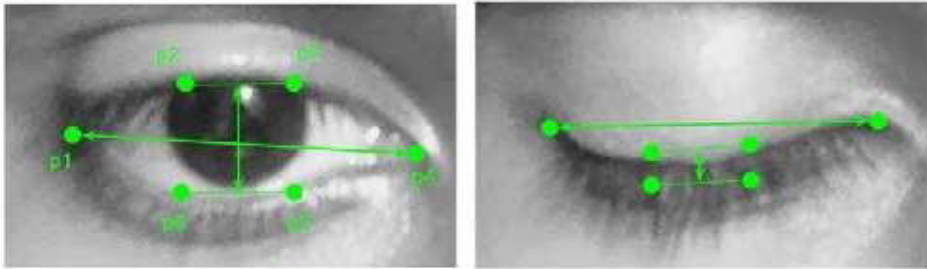


Volume 13, Issue 7, July 2024

DOI: 10.15680/IJIRSET.2024.1307029 |

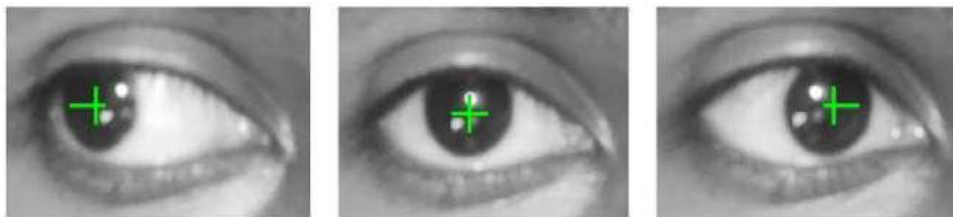
B. Eye key points (p1,p2,p3,p4,p5,p6)

$$EAR = \frac{|p2-p6|+|p3-p5|}{2|p1-p4|}$$




C. Opened eye

D. Closed eye and Drowsiness alarm



E. Pupil coordinates – Left, Center and Right



F. Looking away

G. Looking center



H Facial recognition

## V. CONCLUSION

In conclusion, this project has developed a robust gaze tracking system ability to accurately monitor and analyzing user attentiveness in real-time. By leveraging computer vision techniques and machine learning models, the system achieves high precision in detecting horizontal and vertical gaze directions, additionally reliably identifying blinks. Its integrated calibration process enhances performance across diverse environmental conditions and user characteristics, ensuring consistent and accurate results. The project effectively addressed challenges such as noise reduction in image processing, optimizing threshold values for iris detection, and accommodating various facial structures. The outcomes demonstrate the system's capability to provide detailed visual feedback on users' gaze behaviors, making it suitable for applications including driver monitoring, human-computer interaction, and healthcare diagnostics.

## REFERENCES

- [1] Mark B. Abelson, MD, CM, FRCSC, ORA staff, Andover, Massachusetts. . Time to Give the Blink Some Thought Examine the Ophthalmology, June 2011.
- [2] Liping Shen, Minjuan Wang, and Ruimin Shen, "Affective e-Learning: Using "Feelings" Data to Enhance Education in a Pervasive Learning Environment Environment", International Forum of Educational Technology & Society 2009.
- [3] Bixler, R. and D'Mello, S. Automatic gaze-based, automated reading that detects mind wandering without the need for user intervention. *User Model: Adap Inter* 26, 33-68 (2016).
- [4] Smallwood, J., Fishman, D.J., & Schooler, J.W. Counting the cost of an absent mind: Mind wandering as an underappreciated influence on educational achievement. *Psychonomic Bulletin & Review* 14, 230–236 2007.
- [5] Ramzan, H.U. Khan, S.M.Awan, A. Ismail, M. Ilyas, and A. Mahmood. " An Overview of Modern Methods for Identifying Sleepiness," *IEEE Access*, vol. 7, pp. 61904-61919, 2019.
- [6] Zhen Zhang and Yuan Zhang conducted a trial investigation on how environmental Students' focus is impacted by noise. at the EuroNoise 2018 conference.
- [7] S. Sawhney, K. Kacker, S. Jain, S. N. Singh, and R. Garg, " Smart Attendance System in Real-Time Employing Face Recognition Methods," 2019 9th International Conference on Cloud Computing, Data Science, and Engineering (Confluence), Noida, India, pp. 522-525.
- [8] Eric-Juwei Cheng, Kuang-Pen Chou, Shantanu Rajora, Bo-Hao Jin, M. Tanveer, Chin-Teng Lin, Ku-Young Young, Wen-Chieh Lin, Mukesh Prasad developed a For facial identification and recognition, a deep sparse representation classifier is used.
- [9] Stanley, Darren. " Attention measurement using Microsoft Kinect " (2013). Thesis, Rochester Institute of Technology.
- [10] C. Morimoto, D. Koons, A. Amir, and M. Flickner. " Multiple light sources are used for pupil measuring and identification," *Visual Vis. Comput.* 18, no. 4, pp. 331-336, 2008.
- [11] Yang, Alsadoona, Prasad\*a, Singh, and Elchouemi's "An In a virtual learning environment, a feeling recognition model based on recognition of faces "
- [12] Vahid Kazemi and Josephine Sullivan, One Millisecond Face Alignment using an Ensemble of Regression Trees, *Proceedings of the IEEE Conference on Computer Vision and Pattern Recognition (CVPR)*, 2014, pp. 1867–1874.
- [13] Daniel Hefenbrock, Jason Oberg, Nhat Tan Nguyen Thanh, Ryan Kastner, and Scott B. Baden used GPUs to accelerate Viola-Jones face detection to FPGA-level.



INTERNATIONAL  
STANDARD  
SERIAL  
NUMBER  
INDIA



# INTERNATIONAL JOURNAL OF INNOVATIVE RESEARCH

IN SCIENCE | ENGINEERING | TECHNOLOGY

 9940 572 462  6381 907 438  [ijirset@gmail.com](mailto:ijirset@gmail.com)



[www.ijirset.com](http://www.ijirset.com)

Scan to save the contact details