



e-ISSN: 2319-8753 | p-ISSN: 2347-6710

# IJRSET

International Journal of Innovative Research in  
**SCIENCE | ENGINEERING | TECHNOLOGY**



# INTERNATIONAL JOURNAL OF INNOVATIVE RESEARCH

IN SCIENCE | ENGINEERING | TECHNOLOGY

Volume 13, Issue 7, July 2024

**ISSN** INTERNATIONAL  
STANDARD  
SERIAL  
NUMBER  
INDIA

Impact Factor: 8.423

9940 572 462

6381 907 438

[ijrset@gmail.com](mailto:ijrset@gmail.com)

[www.ijrset.com](http://www.ijrset.com)

# Computational Fluid Dynamics Simulation for Improved Turbulent Flow Prediction

Jaisri.A, Prabhakaran.S

Department of Engineering Design, Paavai Engineering College, Namakkal, Tamil Nadu, India

Professor, Department of Mechanical, Paavai Engineering College, Namakkal, Tamil Nadu, India

**ABSTRACT:** In order to ascertain the pressure of the PRSOV pilot chamber, the air flow via a pressure control and isolation valve (PRSOV) was numerically solved in this work. The valve is experiencing a brief, compressible, and turbulent flow. ANSYS FLUENT in conjunction with a unique user-defined function (UDF) was used to solve the flow. UDF is employed in the planning of the numerical testing process, automatic data collecting from the ANSYS FLUENT solver, and dynamic networking. The valve inlet pressure is gradually changed within the UDF. According to transient study, the valve's flow is quasi-static for any amount of the inlet pressure. Various inlet pressures are used to compute the coil forces. The passive pilot chamber's pressure characteristics.

## I. INTRODUCTION

Precise forecasting of turbulent flow behaviour is essential in numerous engineering applications, especially in fluid control and regulatory systems. This work focuses on using computational fluid dynamics (CFD) to simulate turbulent air flows across a pressure control and isolation valve (PRSOV). The primary objective is to ascertain the pilot chamber pressure of the PRSOV, a crucial element influencing the operation of the valve. Because the flow through the PRSOV is transient, compressible, and turbulent, conventional analysis approaches have trouble with these properties. Sophisticated numerical techniques are used to get around this, utilizing ANSYS FLUENT software with a unique user-defined function (UDF). This UDF enhances simulation accuracy and efficiency by enabling automated data gathering, dynamic networking, and numerical experiment planning.

This methodology alters the valve inlet pressure systematically, allowing for a comprehensive study of fluid dynamics. This variation incorporates a transient analysis at each stage to obtain a better understanding of the quasi-static behaviour of the flow through the valve. Furthermore, the various input pressures are used to compute the piston forces, which are essential to comprehending how valves work.

Based on the information gathered from the coil forces, the pressure parameters of the pilot chamber in the passive control loop are produced. Analytical modeling of the flow is also done to verify the numerical results. Comparing the two approaches at the same time sheds light on how good and accurate CFD models are in predicting the behaviour of turbulent flow.

The comparison between traditional analytical methods and CFD analysis reveals a notable improvement in flow property prediction. This demonstrates how crucial computational techniques are to advancing our knowledge of and capacity for optimizing intricate fluid systems.

## II. LITERATURE SURVEY

Ahmed Essa. (2022). Planar Poiseuille flow stability and control at post-critical Reynolds number. A direct numerical simulation solver (DNS) was used to look at the planar Poiseuille flow's hydrodynamic stability. The solver's fundamental technique was the semi-implicit method for pressure-related equations (SIMPLE). By resolving the Orr-Sommerfeld equation, the outcomes of the DNS were compared to the corresponding outcomes of the linear stability theory. By resolving a few basic issues (such as the lid-controlled cavity, oscillating lid-controlled cavity, and laminar channel flow problem) and contrasting the outcomes with previously published solutions, the DNS solver was verified. Furthermore, spectral collocation was used to develop the Orr-Sommerfeld solver. It is thought that the Orr-Sommerfeld equation's solution closely matches results that have been published.

**Fanel Scheaua. (2020). Comparative numerical study of a wind turbine of the Bach and Benesh types with a vertical rotor layout. 13. 2311. 10.3390/en13092311. Energies.** In order to determine the operating parameter variations based on the modified rotor geometry structure, this work analyzed 3D models of the Bach and Benesh rotor type in both its classic configuration and with modified blade pattern geometry. The analysis was done from the standpoint of air circulation in the rotor housing. In order to optimize rotor functioning in terms of torque and power coefficients, structural design elements and the outcomes of virtual model analysis are provided in terms of orbital speed and pressure values. The rotor design pattern is predicated on earlier findings from multiple researchers who carried out numerical analyses on testing and virtual models.

**Getu Hailu, Martin Henke, and Todd Petersen. (2022). The analysis of active cooling designs for stationary batteries' thermal management. 10.3390/batteries8030023 Batteries.8.** Globally, there is a growing trend toward the usage of stationary battery systems, and along with it come increases in both quantity and capacity. When operating, large battery systems, including energy storage systems and uninterruptible power supplies, can produce a lot of heat. It is a well-known fact that stationary battery installations have developed more quickly than contemporary heat management technologies. Active cooling has long been the conventional way of thermal management for stationary batteries; yet, there is a dearth of comparative evaluations and scientific study on this approach. The current study offers an assessment of many active.

**Kianpour, Ehsan & Che Sidik, Nor Azwadi & Yusof, Siti Nurul Akmal & Dehkordi, Seyyed. (2021). Numerical simulation of entropy creation by a nanofluid in a sinusoidal channel under both steady and disturbed flow conditions. 89. 25–42. 10.37934/arfmts.89.2.2542. Journal of Advanced Research in Fluid Mechanics and Thermal Sciences.** One of the most vital parts of human life has always been heat transfer. Numerous sources have documented strategies for raising the heat transmission rate to this point. Numerous techniques center on modifications to the device's architecture. The increasing need for heat transfer and compression in electronics is almost too much for these methods to handle. A recent success in heat transfer enhancement techniques can be attributed to the manufacturing of nanoparticles. This study aims to investigate the flow numerically.

**Mohsen Esfandiary, Seifolah Saedodin, and Nader Karimi. (2023). A computational investigation into how surface waviness affects methane steam catalytic reforming in microstructured reactors. Hydrogen Energy International Journal. 10.1016/j.ijhydene.2023.06.086 .**Any industry that deals with fluid flow has to understand the importance of turbulence modeling, which has a lot of consequences for computational fluid dynamics (CFD) algorithms. Because it still has a lot of open issues, applied mathematicians continue to find it to be quite interesting. Some of the world's foremost experts in turbulent and transient flow prediction present a thorough review of the state of the art in this book. It can be used as a reference for academic and industry researchers alike, or as a textbook for graduate students. It is split into three sections: Both quantitative and physical.

**Michael Leschziner and Fue-Sang Lien (2001). The application of second-moment closure to complex flows: A numerical perspective. 10.1017/CBO9780511755385.007 as of October 5, 2017.** In any industry that deals with fluid flow, turbulence modeling is crucial and has a lot of consequences for computational fluid dynamics (CFD) algorithms. Because it still has a lot of open issues, applied mathematicians continue to find it to be quite interesting. Some of the world's foremost experts in turbulent and transient flow prediction present a thorough review of the state of the art in this book. It can be used as a reference for academic and industry researchers alike, or as a textbook for graduate students. The three sections are river types and processes, physical and numerical methodologies, and future directions. Given that it is the only thorough presentation.

**Bernard Geurts. (2022). Simulating Direct and Large Edges. 1.10.1515/9783110532364. A thorough overview of large-eddy and direct simulation is provided.** The presentation of the fluid flow regulating equations and a brief discussion of their mathematical and physical foundations follow. An overview of the fundamental properties of turbulent flow is provided. This offers a useful rationale for the overall structure of flow-reduced descriptions. These descriptions are obtained by suitably decreasing the dynamic complexity of the underlying governing equations to capture the essential characteristics of turbulent fluid flows. Specifically, the flow equation system's spatial filtering provides the foundation for the large-eddy simulation. This filtering leads to the identification of the core closure problem and a summary of the benefits and drawbacks of direct and large-eddy.

**Michael Leschziner and Fue-Sang Lien (2001). The application of second-moment closure to complex flows: A numerical perspective. 10.1017/CBO9780511755385.007 as of October 5, 2017.** In any industry that deals with fluid flow, turbulence modeling is crucial and has a lot of consequences for computational fluid dynamics (CFD) algorithms. Because it still has a lot of open issues, applied mathematicians continue to find it to be quite interesting. Some of the world's foremost experts in turbulent and transient flow prediction present a thorough review of the state of the art in this book. It can be used as a reference for academic and industry researchers alike, or as a textbook for graduate students. The three sections are river types and processes, physical and numerical methodologies, and future directions. Being the sole all-inclusive display of the

**B. Eisfeld (2005). FLOWER 63-77: Turbulence Models; 10.1007/3-540-32382-1\_4.** A brief characterization of the turbulence models used in the FLOWER code is given, taking into account their governing equations and emphasizing the variations between them regarding their intended scope. Two basic test cases are presented to illustrate the impact of the models on the flow solution: the flow around the airfoil RAE 2822, which represents transonic conditions, and the flow around the airfoil Aérospatiale A, which represents high-lift situations. Results are reported for more industrially relevant test cases of flow around a three-element airfoil and two alternative wing-body configurations, which at least under transonic conditions confirm the results for the simple geometries. This leads to suggestions for choosing appropriate models.

**Kemal Hanjalic. (2005). Can RANS withstand the LES? A viewpoint view. 10.1115/1.2037084; Journal of Fluids Engineering, 127, 831.** In comparison with large-eddy simulations (LES), the paper offers an overview of certain developments and a viewpoint on the potential future use of the Reynolds-averaged Navier-Stokes technique (RANS) in computing turbulent flow and heat transfer. There is a contention that RANS will maintain its significance, especially in industrial and environmental computations, and that as processing power grows further, sophisticated RANS models will be utilized to expedite the design and marketing cycle as opposed to the release path to LES. Additionally, we go over several recent and upcoming RANS innovations that aim to enhance its functionality and reach as well as its potential for use in hybrid techniques in conjunction with the LES approach. Some hybrid RANS/LES routes are addressed, and the limitations of LES inflows and heat transfer with high Reynolds (Re) and Rayleigh numbers (Ra) are reexamined. Using an example of "ultrahard" (very very ) high Ra thermal convection, the possibility of very large vortex simulations (VLES) of flows dominated by (pseudo-)deterministic vortex structures, based on transient RANS (T-RANS) and comparable approaches, is discussed and illustrated.

### III. PROPOSED METHODS

Self-organizing maps (SOMs) were used in the novel system study's exploratory analysis to assess the relationships between user contributions and opinions—whether favorable or unfavorable—about patient monitoring of medical equipment. Using a network-based method, we model the users and their contributions in the second phase. Expanding upon our earlier research, we employ a sophisticated technique to pinpoint user groups (modules) and key users within them. This method efficiently searches the networks for possible organizational levels (scales) and identifies dense modules that have uploaded the data to the initial component ("Read Excel"). After that, the uploaded data was processed using several subcomponents ("Extract Content," "Tokenize," "Transform Cases," "Filter Stop words," and "Filter Tokens") in the second component ("Data Processing Documents"). incorrect words, frequently employed stop phrases, etc.) to guarantee a dependable collection of quantifiable facts.

The final word list, with a unique TF-IDF score assigned to each word, was included in the "Processed Data" component. A model called Naive Bayes keeps track of all the services that are rendered to medical equipment continuously. There is a unique control number assigned to every device. An ID is automatically assigned to the device during device registration. Apart from the ID, the gadget also records certain fundamental information about the device, like B. Serial number, name, type, manufacturer, model, location of usage, year of manufacturing, date of purchase, expense, installation date, functionality of the item, etc. the manufacturer's recommended number of preventive maintenance actions annually. This archive's objective is to offer information on the many parts of an engaging medical device support program.

It can support human service associations in organizing, overseeing, and maintaining medical equipment, particularly those in underdeveloped nations. It is meant to be succinct and versatile, able to adjust to various settings and degrees of specialized resources as required. It does not represent an inflexible model; rather, it focuses on general principles, allowing each nation or institution to design a program that is tailored to its unique

requirements. At the departmental, municipal, territorial, and national levels—especially in nations with asset obligations where these administrations might not yet be fully regulated—the report is directed towards individuals in charge of planning, supervising, and putting into practice health innovations of executive administrations. It might also serve as a reward for experts and architects who are capable of managing the many responsibilities.

The machine learning technique is called Naive Bayes. Based on the parameters and the given model, it classifies a large amount of data. For instance, the devices are categorized by the model in the first level, the product's age is considered in the second, the status of spare parts is monitored and displayed in the third, and there is no uniqueness in the fourth level because it is different. Repair is the last stage. There are a total of four levels as a result of the classification that is produced after accounting for the yes/no value. In the naive Bayes and k-nearest neighbors, we set the numerical values to 1 and 2, and we also set the precision to the numbers 0 and 1 (i.e., 0 for the "no" value and 1 for the "yes" value). We start by creating a unique algorithm for each. After that, this section connects all the components and uses functional implementations on an actual data collection.

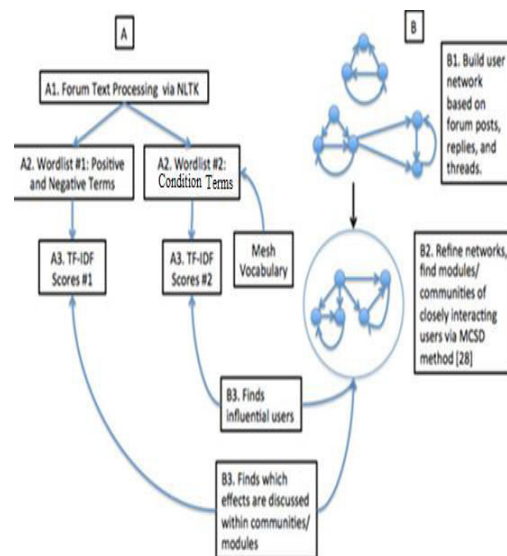


Fig.1.Data Processing Flow Chart

The study's research methodology involves simulating and analyzing turbulent airflow through a pressure regulating and isolation valve (PRSOV) using computational fluid dynamics (CFD). The objective is to precisely forecast the PRSOV pilot chamber pressure, a crucial factor influencing valve function.

### Numerical Simulation

ANSYS FLUENT software is used to quantitatively simulate the flow through the PRSOV. Modeling of the transient, compressible, and turbulent flow behavior within the valve system is made possible by this computational method.

### User Defined Function (UDF)

The capabilities of the simulation are enhanced by the development and application of a unique UDF. This UDF is specifically made for activities like designing numerical experiments, automating data collecting from the ANSYS FLUENT solver, and dynamic networking. It is essential to simplify and enhance the effectiveness of the simulation process.

### Variable Inlet Pressure

The UDF frame allows for a systematic and gradual variation in the valve's inlet pressure. This variation makes it possible to examine various operating environments and how they affect the behavior of the flow.

### Transient Analysis

A transient analysis is carried out to look at the quasi-static flow through the valve for each input pressure value. A thorough examination of fluid dynamics and pressure variations over time is made possible by this method.

### Spool Force Calculation

The various inlet pressures are used to compute the piston forces, which are essential for comprehending how the valve works. These forces provide important information about how the valve system behaves mechanically.

### Derivation of Pressure Characteristics

The data from the coil forces is used to create the pressure curves for the pilot control chamber in the passive control circuit. This analysis aids in comprehending how the valve system reacts to various operating situations. enhanced turbulent flow prediction using computer-aided flow modeling.

### Analytical Modelling

To validate the numerical results, analytical modeling of the flow is also performed. It is possible to evaluate the precision and dependability of the CFD simulations thanks to this comparative analysis.

### Comparison of Results

To assess the effectiveness of the CFD technique in forecasting the turbulent flow behavior within the PRSOV, comparisons are made between numerical and analytical data. This comparison shows how using CFD analysis can lead to better outcomes than using more conventional techniques of analysis.

To obtain a thorough grasp of turbulent flow behavior in PRSOV systems, the study methodology, as a whole, integrates sophisticated numerical simulations with analytical methodologies, with an emphasis on enhancing prediction accuracy and performance optimization.

## IV. DESIGN AND DRAFTING

### Fluid flow origin design:

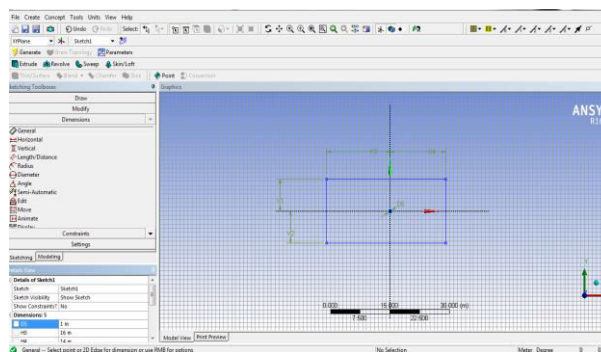


Fig2: Fluid flow origin design

Length = 40m , height = 32 m, thickness = 1m.

Surface sketch:

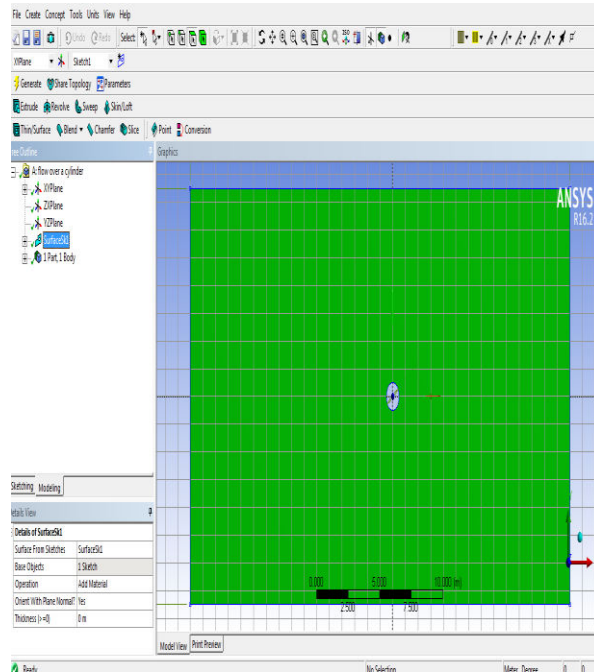


Fig3: Surface sketch

All triangle mesh:

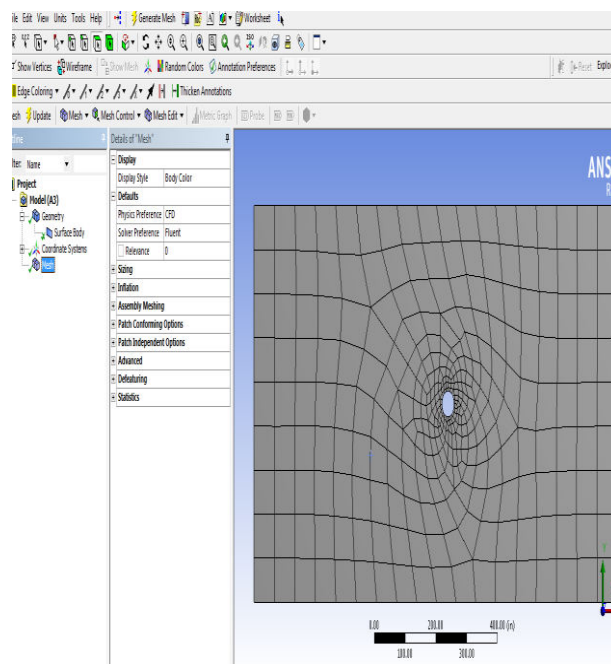


Fig4: All triangle mesh

Mesh size = 0.025m, cylinder dia = 1m

Mesh inflation and sizing:

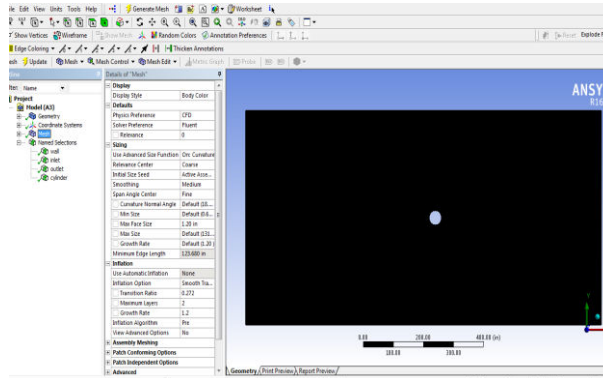


Fig5: Mesh inflation and sizing

Boundaries named:

i) cylinder & wall:

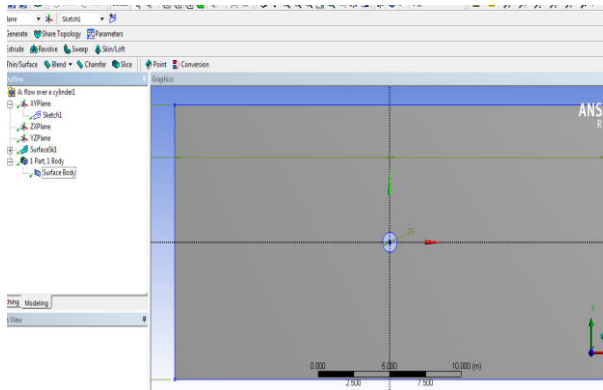


Fig6: Cylinder & wall

ii) Wall:

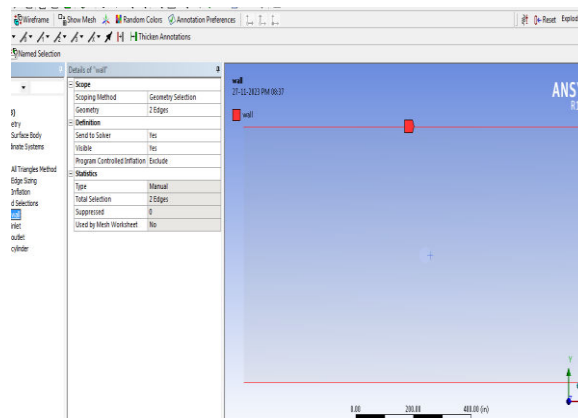
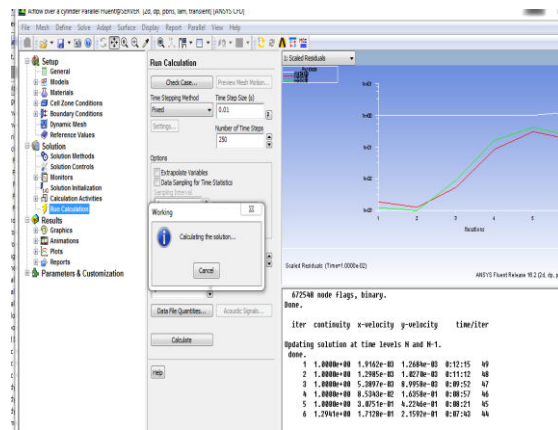


Fig7: Wall

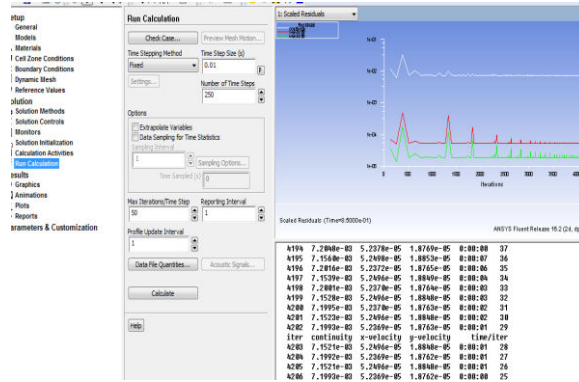


Calculating the solution:

i) Scaled residuals I:



ii) Scaled residuals II:

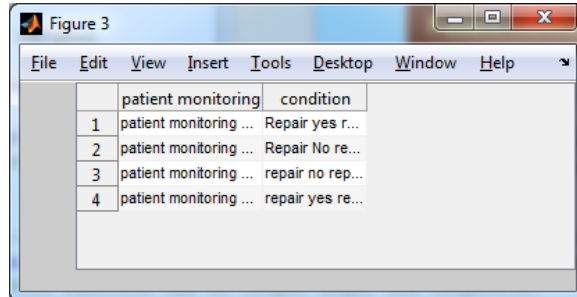


Fluid flow duration:

Time step = 0.01s  
 Number of time steps = 250s

## V. RESULT AND DISCUSSION

Depending on the model of the device and if it can be fixed or replaced (Yes/No), it displays the many versions that are shown. Rules for arrangements are determined by a number of factors, including the length of time spent in touch with the patient, the degree of intrusiveness, and the bodily area that the device is affecting. One distinguishing feature of the suggested design is the equipment's compression. Outdated equipment, maintenance expenses, work orders, contracts with management, downtime, repairs and replacements, information about disappointments, and choices for replacement and procurement are among the themes of management.



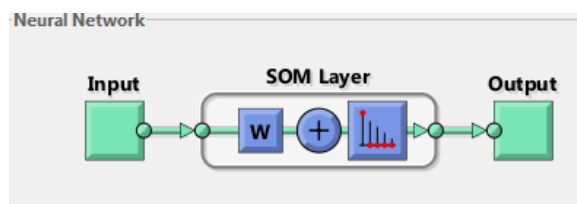
	patient monitoring	condition
1	patient monitoring ...	Repair yes r...
2	patient monitoring ...	Repair No re...
3	patient monitoring ...	repair no rep...
4	patient monitoring ...	repair yes re...

Fig 8: Equipment Model Vs Repair



Fig 9: Initial Data Search Input and preprocessing

Initially, we searched for the most well-liked boards. Initially, we concentrated on the quantity of publications concerning medical devices used for patient monitoring. We selected a ventilator because, as of right now, data show that it is the device that both sexes use most frequently globally and the second most frequently in the US. Then, in order to determine which medical devices were most frequently discussed in the forums, we produced a list of all the equipment used in patient monitoring. The medication that was discussed the most on the message boards was erlotinib (trade name Tarceva).



A competitive layer in a self-organizing map (selfing map) can categorize a set of vector data with any number of dimensions into as many classes as the layer's neurons. Because of the neurons' 2D topological arrangement, the layer may represent the distribution and approximate the topology of the data set in two dimensions. The SOM batch algorithm (Trainbu, Learnsomb) is used to train the network.

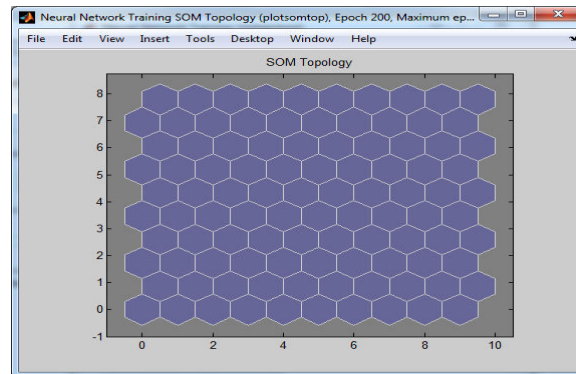


Fig10: SOM Topology

Neural networks called SOMs can represent high-dimensional data in a low-dimensional manner.

The output space in this network is represented by a layer, and each neuron has a given weight. The cluster content is reflected in the weight values. Similar data weights are combined into similar neurons by the SOM, which also shows the data in the network. When the information and cluster identification scheme remained the same, even though the room size was reduced, the benefits and opportunities were clear.

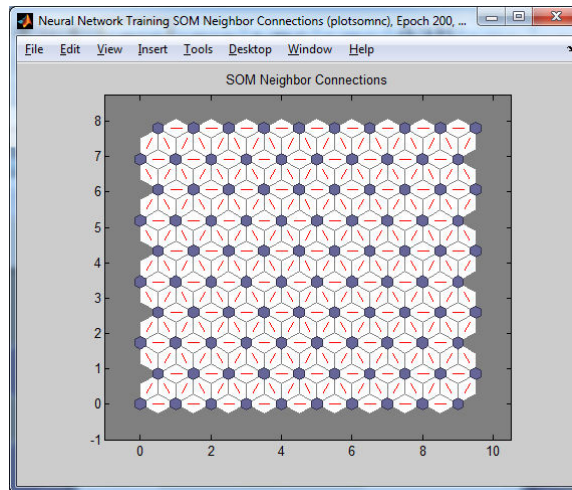


Fig11: SOM Neighbor Connections

Unlike other artificial neural networks, self-organizing maps use a neighborhood function to maintain the topological features of the input space and employ competitive learning rather than error corrective learning (such as backpropagation with gradient descent).

This is why, like multidimensional scaling, SOMs are helpful for visualization since they produce low-dimensional views of high-dimensional data. Sometimes referred to as a Kohonen map or network, the artificial neural network was developed by the Finnish professor Teuvo Kohonen in the 1980s.

Although feedforward networks, in which the nodes are depicted as connected, are frequently linked with this kind of network structure, the layout and rationale of this kind of architecture are essentially different.

The use of huge numbers of nodes and ring lattices with oppositely connected edges are useful enhancements. It is demonstrated that while small-node self-organizing maps act like K-Means, larger self-organizing maps topologically fundamentally reorganize the data.

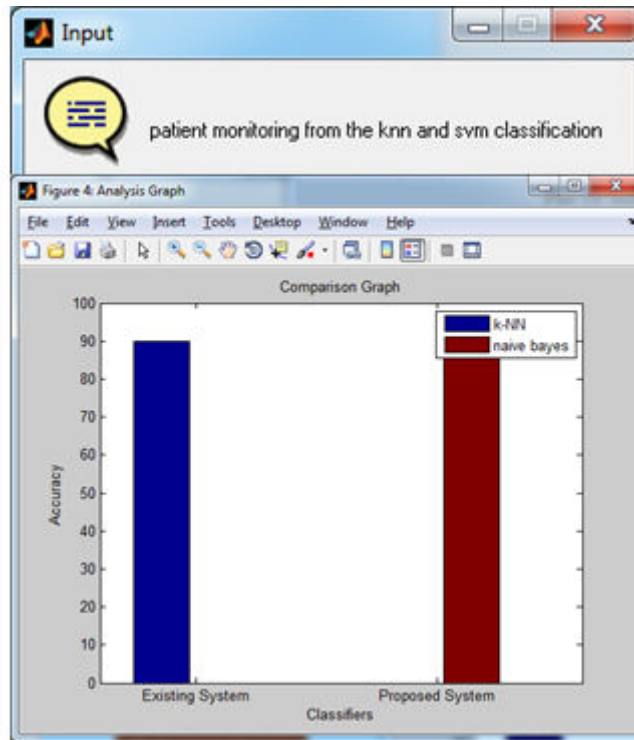


Fig12:knn and naïve bayes comparison

As a result, the forum posts were changed into many huge directed networks with various densely connected units (or modules) by our modeling framework. The fact that these modules are more densely coupled internally—within the device—than externally—outside the device—defines them. We used a multiscale approach that maximizes a partition quality measure known as stability while identifying the modules using local and global criteria. The network is viewed by the stability measure as a Markov chain, with nodes standing in for states and edges for potential transitions between them. Multiscale analysis is made possible in an approach where transition probabilities for a random walk of length  $t$  (where  $t$  is Markov time) are provided. Modules get larger and larger as the scale  $t$  grows. This network is also used for classification. outcome in comparison to the Naive Bayes algorithm, SVM, and ANN classification.

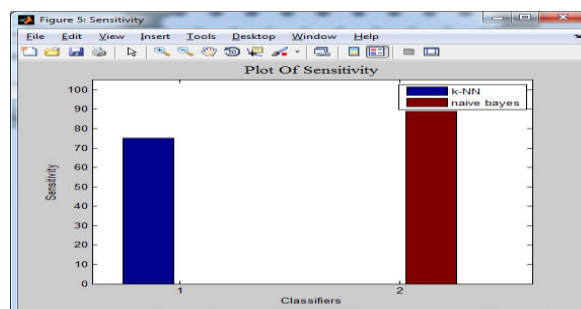


Fig13: knn and naïve bayes sensitivity

One method of assessing divorce is to use data mining techniques like K-Nearest Neighbor and Naive Bayes Algorithm to process data and estimate the likelihood of divorce. The accuracy of this algorithm's predictions is high. A comparison of the two algorithms will reveal which one has the best accuracy. Finding the algorithm that is thought to be the fastest and most accurate for problem prediction is the aim of algorithm comparison.

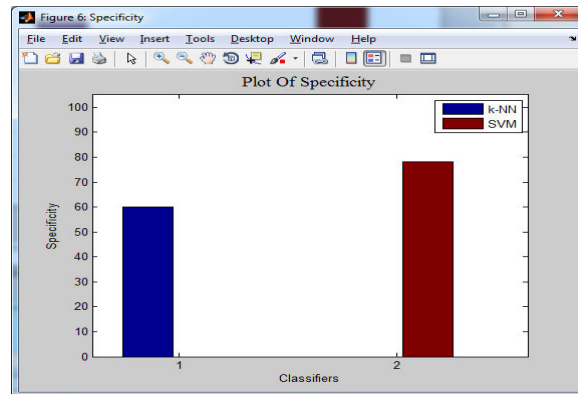


Fig14: KNN and SVM specificity

Support vector machines (SVM) and k-nearest neighbor (KNN) were said to be the most crucial classifiers for achieving high accuracies. Few studies, notably those using the Sentinel-2 Multispectral Imager (MSI), have examined the performance of these classifiers using varying training sample sizes for the same remote-sensing pictures. In this work, we examined and contrasted the efficacy of RF, KNN, and SVM classifiers for classifying land use and cover using Sentinel-2 aerial data.

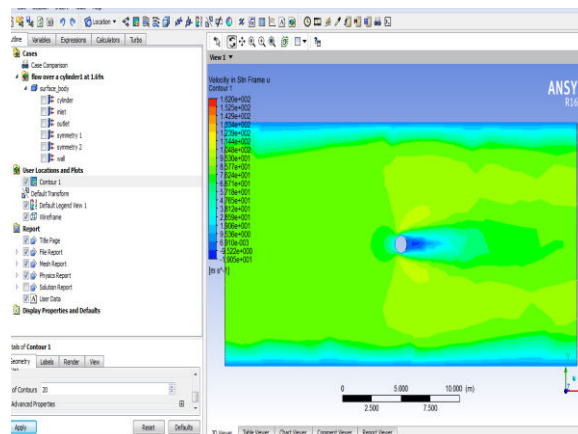


Fig15: CFD velocity turbulent stream I

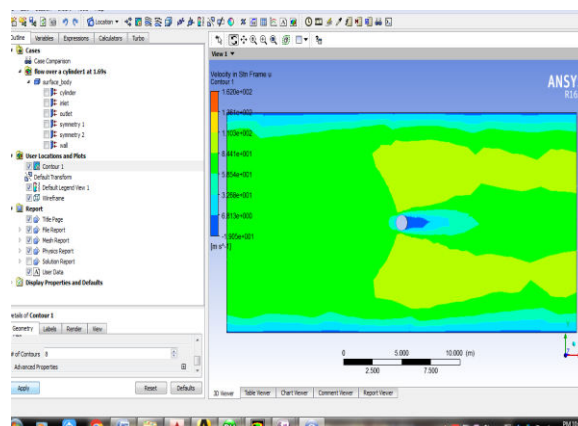


Fig16: CFD velocity turbulent stream II

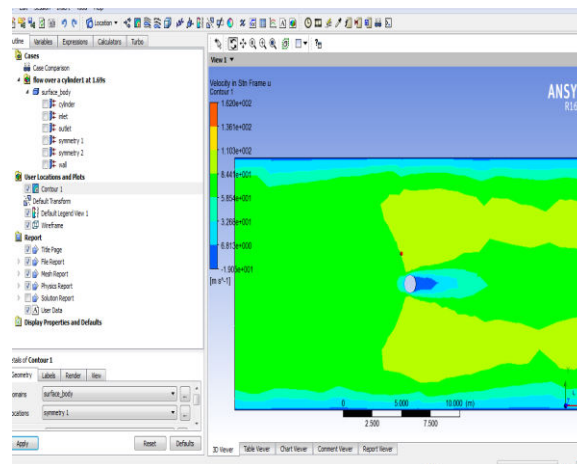


Fig 17: CFD velocity turbulent stream III

## VI. CONCLUSION

Modern therapeutic technology and technologies are incredibly sophisticated and sophisticated, and they function even under challenging circumstances. Emergency clinics need to make sure that all of their fundamental medical equipment is up-to-date, accurate, safe, and secure. Even though all medical device maintenance and improvement models are relatively new, their meaning and application are. In Canada, most, if not all, social security providers enroll all therapeutic devices in their maintenance program and offer support by simply following the guidelines provided by the manufacturer.

Currently, medical associations' and emergency clinics' support systems struggle to identify clear threats and lower risk through effective drills. Current clinical procedures are taken into consideration in order to fill up these gaps in the literature on medical device evaluation and maintenance and to examine numerous significant viewpoints. Lastly, we made recommendations for further study that will serve as the foundation for the creation of improved recovery device prototypes and rules, which will subsequently be brought before the Board.

## REFERENCES

1. Essa, Ahmed. (2022). stability and control of plane Poiseuille flow at post-critical Reynolds number. a direct numerical simulation (DNS) solver was implemented to study the hydrodynamic stability of the plane Poiseuille flow;
2. Scheaua, Fanel. (2020). Comparative Numerical Analysis on Vertical Wind Turbine Rotor Pattern of Bach and Benesh Type. *Energies*. 13. 2311. 10.3390/en13092311.
3. Hailu, Getu & Henke, Martin & Petersen, Todd. (2022). Stationary Battery Thermal Management: Analysis of Active Cooling Designs. *Batteries*. 8. 10.3390/batteries8030023.
4. Kianpour, Ehsan & Che Sidik, Nor Azwadi & Dehkordi, Seyyed & Yusof, Siti Nurul Akmal. (2021). Numerical Simulation of Steady and Unsteady Flow and Entropy Generation by Nanofluid Within a Sinusoidal Channel. *Journal of Advanced Research in Fluid Mechanics and Thermal Sciences*. 89. 25-42. 10.37934/arfmts.89.2.2542.
5. Esfandiary, Mohsen & Saedodin, Seifollah & Karimi, Nader. (2023). On the effects of surface waviness upon catalytic steam reforming of methane in micro-structured reactors a computational study. *International Journal of Hydrogen Energy*. 10.1016/j.ijhydene.2023.06.086.
6. Leschziner, Michael & Lien, Fue-Sang. (2001). Numerical Aspects of Applying Second-Moment Closure to Complex Flows. Geurts, Bernard. (2022). Direct and Large-Eddy Simulation & Patankar S. Numerical Heat Transfer and Fluid Flow. 1st ed. USA: CRC Press; 1980. Pg.214
7. Leschziner, Michael & Lien, Fue-Sang. (2001). Numerical Aspects of Applying Second Moment Closure to Complex Flows. 10.1017/CBO9780511755385.007. Turbulence modeling is a critically important area in any industry dealing with fluid flow, having many implications for computational fluid dynamics (CFD) codes.

8. Eisfeld, B.. (2005). Turbulence Models in FLOWER. 63-77. 10.1007/3-540-32382-1\_4. The turbulence models implemented into the FLOWER code are briefly characterized, considering their basic equations and emphasizing their differences concerning their aim at the field of application.
9. Hanjalic, Kemal. (2005). Will RANS survive LES? A view of perspectives. *Journal of Fluids Engineering*. 127. 831. 10.1115/1.2037084. The paper provides a view of some developments and a perspective on the future role of the Reynolds-averaged Navier-Stokes (RANS) approach in the computation of turbulent flows and heat transfer in competition with large-eddy simulations (LES).
10. Versteeg, H. K., &Malalasekera, W. (2007). *An Introduction to Computational Fluid Dynamics: The Finite Volume Method* (2nd ed.). Pearson Education Limited.287-315
11. Hirsch, C. (2007). *Numerical Computation of Internal and External Flows: The Fundamentals of Computational Fluid Dynamics* (2nd ed.). Butterworth-Heinemann.251-361
12. Ghia, U., Ghia, K. N., & Shin, C. T. (1982). High-Re solutions for incompressible flow using the Navier-Stokes equations and a multigrid method. *Journal of Computational Physics*, 48(3), 387-411.
13. Launder, B. E., & Spalding, D. B. (1974). The numerical computation of turbulent flows. *Computer Methods in Applied Mechanics and Engineering*, 3(2), 269-289.
14. Leonard, B. P. (1979). A stable and accurate convective modeling procedure based on quadratic upstream interpolation. *Computer Methods in Applied Mechanics and Engineering*, 19(1), 59-98.
15. Shyy, W., Thakur, S., Ouyang, H., & Zhu, J. (1996). Multiresolution turbulence simulation: A perspective. *AIAA Journal*, 34(6), 1103-1108.
16. Basara, B., &Amon, C. H. (2001). Simulation of turbulent flow and convective heat transfer over a backward-facing step. *International Journal of Heat and Mass Transfer*, 44(14), 2761-2771.
17. Jasak, H., &Tukovic, Z. (2006). Automatic mesh motion for the unstructured finite volume method. *Journal of Computational Physics*, 214(2), 391-411.
18. Hafez, M., Tezduyar, T. E., &Tamma, K. K. (1991). Finite element computation of compressible flows with the SUPG formulation. *Computer Methods in Applied Mechanics and Engineering*, 89(1-3), 347-360.
19. Van Leer, B. (1977). Towards the ultimate conservative difference scheme. V. A second-order sequel to Godunov's method. *Journal of Computational Physics*, 32(1), 101-136.



INTERNATIONAL  
STANDARD  
SERIAL  
NUMBER  
INDIA



# INTERNATIONAL JOURNAL OF INNOVATIVE RESEARCH

IN SCIENCE | ENGINEERING | TECHNOLOGY

 9940 572 462  6381 907 438  [ijirset@gmail.com](mailto:ijirset@gmail.com)



[www.ijirset.com](http://www.ijirset.com)

Scan to save the contact details