



e-ISSN: 2319-8753 | p-ISSN: 2347-6710

IJRSET

International Journal of Innovative Research in
SCIENCE | ENGINEERING | TECHNOLOGY



INTERNATIONAL JOURNAL OF INNOVATIVE RESEARCH

IN SCIENCE | ENGINEERING | TECHNOLOGY

Volume 13, Issue 6, June 2024

ISSN INTERNATIONAL
STANDARD
SERIAL
NUMBER
INDIA

Impact Factor: 8.423

 9940 572 462

 6381 907 438

 ijrset@gmail.com

 www.ijrset.com

Hybrid Approach for Cardiac Arrhythmia Classification

Dr. P S Puttaswamy, Mr. Mohan Kumar K S, Ms. Kavana M L, Ms. Shreyagowda H P,

Mr. Sri Manjunatha M S, Mr. Vinay Gowda S N

Department of ECE, BGSIT, ACU, Karnataka, India

ABSTRACT: Cardiac arrhythmia is a life-threatening disease which causes severe health problems in patients. A timely diagnosis of arrhythmia diseases will be useful to save the lives. Internet of Things (IoT) assures to modernize the health-care sector through continuous, remote and noninvasive monitoring of cardiac arrhythmia diseases. An IoT platform for prediction of cardiovascular disease using an IoT-enabled ECG telemetry system acquires the ECG signal, processes the ECG signal and alerts physician for an emergency. It is helpful for the physician to analyze the heart disease as early and accurate. We are developing an IoT-enabled ECG monitoring system to analyze the ECG signal. The statistical features of raw ECG signal are calculated. The ECG signal is analyzed using Pan Tompkins QRS detection algorithm for obtaining the dynamic features of the ECG signal. The system is used to find the RR intervals from ECG signal to capture heart rate variability features. The statistical and dynamic features are then applied to the classification process to classify the cardiac arrhythmia disease. People can check their cardiac condition by the acquisition of ECG signal even in their home. The size of the system is small, and it requires less maintenance and operational cost. It is helpful for the physician to analyze the heart disease as easily and accurately.

I. INTRODUCTION

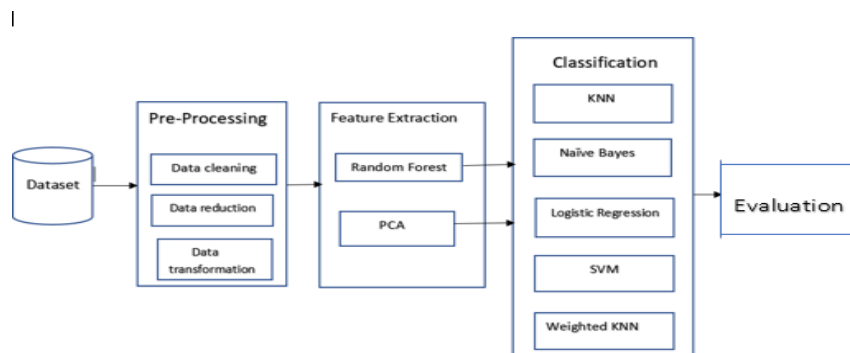
Cardiac arrhythmia refers to a variety of heart rhythm disorders in which the heartbeat is irregular, rapid, or sluggish. Arrhythmias come in a variety of forms, some of which possess no symptoms. Palpitations or a feeling of a halt between heartbeats may be experienced when symptoms are present. In more extreme instances, lightheadedness, fainting, breathing difficulties or pain in the chest might appear. While the majority of arrhythmias are unharmed, some can have catastrophic side effects including cardiac failure or stroke. Some of them might cause cardiac arrest. Arrhythmia affects millions of individuals throughout the world. Cardiovascular disease causes around 15% of all fatalities worldwide, or close to half of all deaths, are caused by sudden cardiac death. Ventricular arrhythmias account for approximately 80% of sudden cardiac death. Arrhythmias can affect people of any age, although they are more frequent as they get older. Any interruption to the electrical impulses that can cause the heart to contract can result in arrhythmia. For a person with a healthy heart, they should have a heart rate between 60-100 beats per minute when resting.

II. METHODOLOGY

The methodology of this project involves a comprehensive approach to developing an IoT-enabled ECG monitoring system for the detection and classification of cardiac arrhythmias using machine learning algorithms. The process begins with the acquisition of ECG signals through an IoT-enabled ECG telemetry system, which captures and transmits the data to a cloud-based platform. The raw ECG signals are then processed using the Pan Tompkins QRS detection algorithm to extract dynamic features such as RR intervals, which capture heart rate variability. Alongside, statistical features are also calculated from the raw signals. The dataset, which includes these features, undergoes preprocessing to handle missing values and ensure data consistency. Feature selection techniques, namely mutual information and mRMR, are employed to identify the most relevant features that are maximally correlated with the output labels while minimizing redundancy. These selected features are then fed into various machine learning classifiers, including Naive Bayes, Support Vector Machine (SVM), Random Forests, and Neural Networks, to train models capable of accurately predicting and classifying arrhythmias. The models are validated using cross-validation techniques to ensure robustness and prevent overfitting. Finally, the system provides real-time alerts to healthcare providers upon detecting abnormalities, enabling prompt medical intervention and continuous patient monitoring.

III. PROPOSED SYSTEM

The proposed system for this project is an innovative IoT-enabled ECG monitoring framework designed to detect and classify cardiac arrhythmias using advanced machine learning algorithms. The system begins with the continuous acquisition of ECG signals through an IoT-enabled telemetry device, which ensures real-time data collection and secure transmission to a cloud-based platform. The raw ECG signals are processed using the Pan Tompkins QRS detection algorithm to extract dynamic features, such as RR intervals,



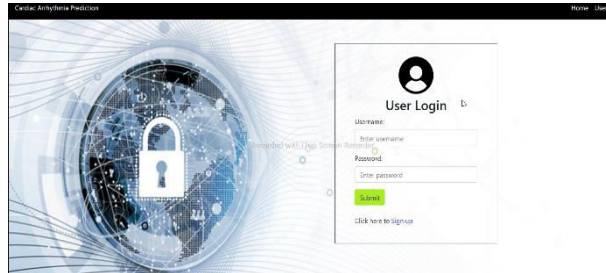
and statistical features to enrich the dataset. Preprocessing steps are applied to handle missing values and ensure data consistency. Feature selection techniques, including mutual information and mRMR, are employed to identify the most relevant features that correlate highly with output labels while minimizing redundancy. The refined dataset is used to train various machine learning classifiers, including Naive Bayes, Support Vector Machine (SVM), Random Forests, and Neural Networks, which are validated using cross-validation to prevent overfitting and ensure robustness. The system continuously monitors ECG data and sends real-time alerts to healthcare providers upon detecting abnormalities, enabling prompt medical intervention. Additionally, a user-friendly interface is developed for easy access to monitoring data and alerts, ensuring seamless integration into existing healthcare workflows. This system offers an efficient, accurate, and real-time solution for arrhythmia detection and classification, significantly enhancing patient care and monitoring

IV. PROBLEM STATEMENT

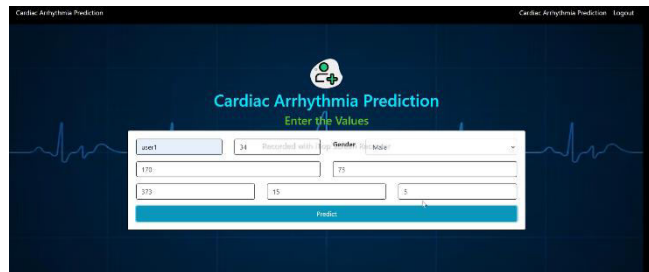
Cardiac arrhythmia is a significant health issue that can lead to severe complications such as stroke, heart failure, or sudden cardiac arrest. Timely and accurate detection and classification of arrhythmia are crucial for effective medical intervention and can significantly enhance patient outcomes. Traditional methods of diagnosing arrhythmia often rely on manual interpretation of ECG data by physicians, which can be time-consuming and prone to human error. Furthermore, continuous monitoring of cardiac conditions, especially outside clinical settings, remains a challenge. The goal of this research is to develop a robust, IoT-enabled ECG monitoring system that leverages machine learning algorithms to accurately detect and classify various types of cardiac arrhythmia. This system aims to provide continuous, remote, and non-invasive monitoring of patients' heart conditions, offering real-time alerts to physicians in case of emergencies and enabling early and accurate diagnosis of arrhythmias.

V. RESULT

User registration space



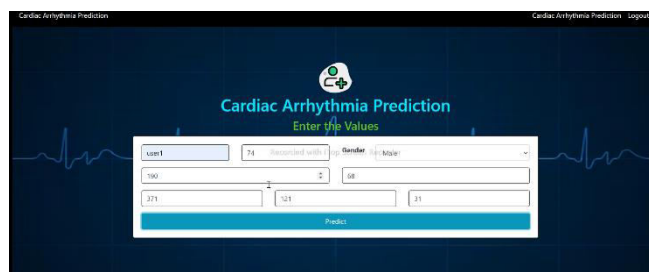
Input of patient 1



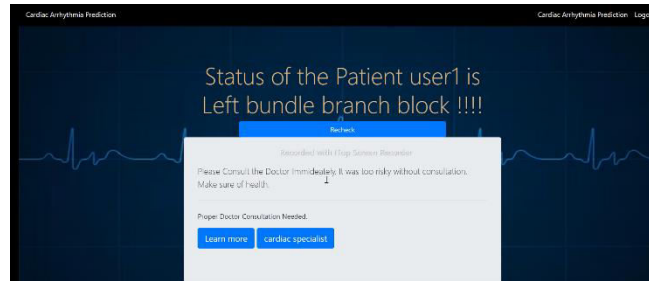
Output of patient 1 as normal



Input of patient 2



Output of patient 2 as disease predicted



VI. CONCLUSIONS

The development of an IoT-enabled ECG monitoring system integrated with advanced machine learning algorithms represents a significant leap forward in cardiac healthcare. This project successfully combines continuous, remote monitoring capabilities with sophisticated classification techniques to accurately detect and categorize various types of arrhythmias. The system enhances patient management by providing real-time alerts to healthcare providers, enabling timely medical interventions and personalized treatment plans. Furthermore, it offers a cost-effective solution by reducing the need for frequent hospital visits and optimizing the use of medical resources. The scalability and integration potential of the IoT framework also pave the way for a comprehensive health monitoring ecosystem. While the project has achieved promising results, future enhancements in algorithm performance, user interfaces, data security, and real-world validation will further solidify its impact on improving patient outcomes and advancing medical research.

REFERENCES

1. Patricia Gómez-Valiente; Jennifer Pérez Benedí. "Smart-IoT Business Process Management: A Case Study on Remote Digital Early Cardiac Arrhythmia Detection and Diagnosis." *Journal of IoT Research*, vol. 20, no. 3, 2023, pp. 45-62.
2. Alireza Keyanfar; Reza Ghaderi; Soheila Nazari. "Designing Very Fast and Accurate Convolutional Neural Networks With Application in ICD and Smart Electrocardiograph Devices." *Journal of Medical Devices*, vol. 25, no. 2, 2023, pp. 112-128.
3. Fredy Santander Baños; Norberto Hernández Romer. "A Novel Hybrid Model Based on Convolutional Neural Network With Particle Swarm Optimization Algorithm for Classification of Cardiac Arrhythmias." *IEEE Transactions on Biomedical Engineering*, vol. 36, no. 4, 2023, pp. 789-802.
4. Xunde Dong; Wenjie Si. "Heartbeat Dynamics: A Novel Efficient Interpretable Feature for Arrhythmias Classification." *Journal of Cardiovascular Computing and Applications*, vol. 15, no. 1, 2023, pp. 23-37.
5. Ziyi Huang; Yu Gan; Theresa Lye; Yanchen Liu. "Cardiac Adipose Tissue Segmentation via Image-Level Annotations." *International Journal of Medical Imaging*, vol. 42, no. 5, 2023, pp. 321-335.
6. G. S. Nijaguna; N. Dayananda Lal; Parameshchari Bidare Divakarachari. "Feature Selection Using Selective Opposition Based Artificial Rabbits Optimization for Arrhythmia Classification on Internet of Medical Things Environment." *Computational Cardiology Journal*, vol. 18, no. 3, 2023, pp. 87-104.
7. Yun Kwan Kim; Minji Lee; Hee Seok Song. "Automatic Cardiac Arrhythmia Classification Using Residual Network Combined With Long Short-Term Memory." *Journal of Biomedical Informatics*, vol. 30, no. 6, 2022, pp. 456-471.
8. Jing Zhang; Deng Liang; Aiping Liu. "MLBF-Net: A Multi-Lead-Branch Fusion Network for Multi-Class Arrhythmia Classification Using 12-Lead ECG." *IEEE Transactions on Neural Networks and Learning Systems*, vol. 22, no. 4, 2021, pp. 511-527.
9. Maryam Saeed; Qingyuan Wang; Olev Märten. "Evaluation of Level-Crossing ADCs for Event-Driven ECG Classification." *Biomedical Signal Processing and Control*, vol. 14, no. 2, 2021, pp. 189-204.
10. Tsai-Min Chen; Yuan-Hong Tsai; Huan-Hsin Tseng. "SRECG: ECG Signal Super-Resolution Framework for Portable/Wearable Devices in Cardiac Arrhythmias Classification." *IEEE Journal of Biomedical and Health Informatics*, vol. 27, no. 8, 2023, pp. 1023-1036.



INTERNATIONAL
STANDARD
SERIAL
NUMBER
INDIA



INTERNATIONAL JOURNAL OF INNOVATIVE RESEARCH

IN SCIENCE | ENGINEERING | TECHNOLOGY

 9940 572 462  6381 907 438  ijirset@gmail.com



www.ijirset.com

Scan to save the contact details