



e-ISSN: 2319-8753 | p-ISSN: 2347-6710

IJRSET

International Journal of Innovative Research in
SCIENCE | ENGINEERING | TECHNOLOGY



INTERNATIONAL JOURNAL OF INNOVATIVE RESEARCH

IN SCIENCE | ENGINEERING | TECHNOLOGY

Volume 13, Issue 6, June 2024

ISSN INTERNATIONAL
STANDARD
SERIAL
NUMBER
INDIA

Impact Factor: 8.423

9940 572 462

6381 907 438

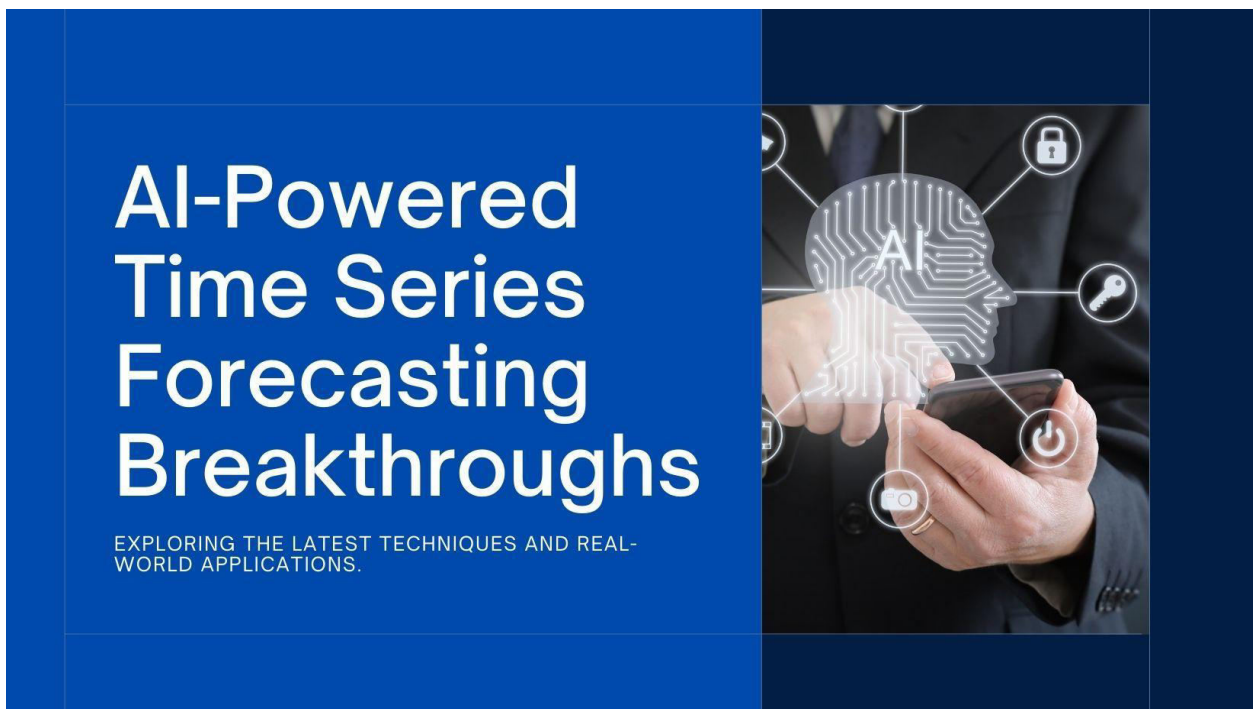
ijirset@gmail.com

www.ijirset.com

Revolutionizing Time Series Forecasting with Artificial Intelligence: Advancements, Techniques, and Applications

Het Mistry

Texas A&M University, USA



ABSTRACT: This article explores the recent advancements in AI-driven time series forecasting and their impact on various industries. It discusses the effectiveness of gradient boosting algorithms, such as XGBoost, LightGBM, and CatBoost, in capturing complex patterns and improving forecasting accuracy. The article also highlights the role of recurrent neural networks, particularly Long Short-Term Memory (LSTM) and Gated Recurrent Unit (GRU) networks, in modeling sequential data and capturing long-term dependencies. It further examines the automation of model selection, hyperparameter tuning, and feature engineering through AI-driven tools and platforms, making advanced forecasting more accessible. Additionally, the article delves into the real-time and scalable forecasting capabilities enabled by AI frameworks and cloud-based platforms, allowing organizations to process vast amounts of data and generate up-to-date predictions.

KEYWORDS: Time series forecasting, Artificial Intelligence, Gradient Boosting, Recurrent Neural Networks, Automated Model Selection

I. INTRODUCTION

Time series forecasting plays a vital role in various industries, enabling organizations to make data-driven decisions and optimize their operations. In finance, accurate stock price forecasting can lead to profitable trading strategies [1]. In supply chain management, demand forecasting helps businesses optimize inventory levels and avoid stockouts or overstocking [2]. Weather forecasting is crucial for agriculture, transportation, and disaster management [3]. With the rapid growth of data and the increasing complexity of time series patterns, traditional forecasting methods have limitations in capturing the underlying dynamics and providing accurate predictions [4].

The integration of artificial intelligence (AI) techniques has revolutionized the field of time series forecasting, offering new possibilities for handling complex data, automating processes, and improving prediction accuracy. AI algorithms, such as gradient-boosting machines and recurrent neural networks, have shown remarkable performance in capturing non-linear relationships and temporal dependencies in time series data [1]. These algorithms can automatically learn intricate patterns and adapt to changing trends, surpassing the capabilities of traditional statistical methods [2].

Moreover, AI-driven tools and platforms have streamlined the forecasting process, making it more accessible and efficient. Automated feature engineering and model selection techniques have reduced the need for manual intervention and domain expertise [3]. Cloud-based platforms have enabled the deployment of large-scale forecasting models, allowing organizations to process vast amounts of data in real-time and obtain up-to-date predictions [4].

The advancements in AI have not only improved the accuracy of time series forecasting but have also expanded its application scope. From financial market analysis to predictive maintenance in manufacturing, AI-powered forecasting has found its way into various domains, driving innovation and transforming decision-making processes [1, 2].

In this article, we will explore the recent advancements in AI-driven time series forecasting, delving into the algorithms, tools, and frameworks that have shaped the field. We will discuss the impact of gradient-boosting algorithms and recurrent neural networks on forecasting performance and highlight the role of automated feature engineering and model selection techniques. Furthermore, we will examine the benefits of real-time and scalable forecasting solutions enabled by AI frameworks and cloud platforms.

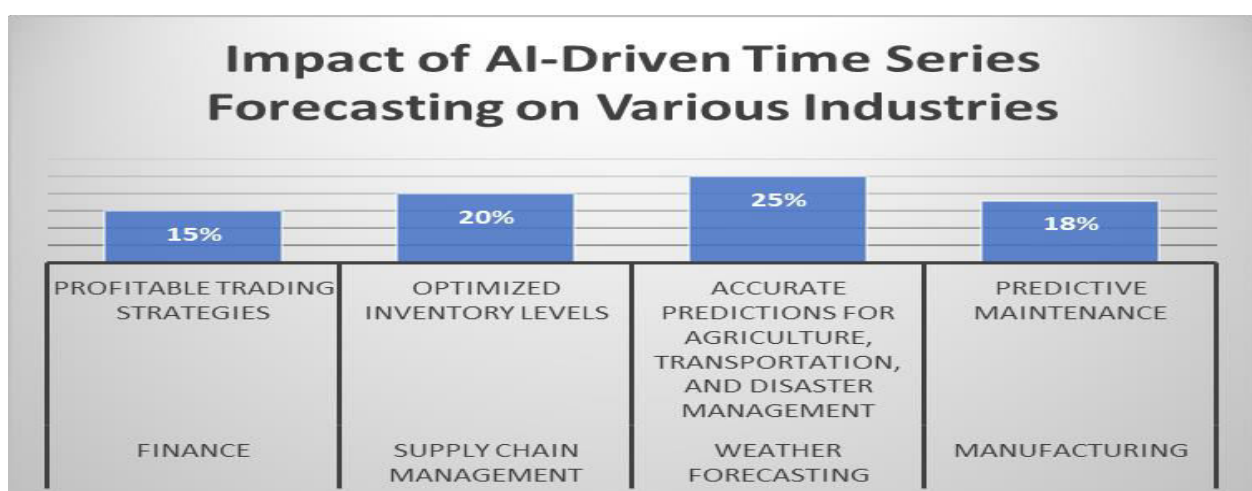


Fig. 1: Percentage Improvement in Key Domains through AI-Powered Time Series Forecasting [1-4]

Gradient-Boosting Algorithms:

Gradient-boosting algorithms have emerged as powerful tools for time series forecasting, particularly when dealing with complex, non-linear relationships and interactions within the data. These algorithms, such as XGBoost, LightGBM, and CatBoost, have gained popularity due to their ability to capture intricate patterns and improve forecasting accuracy [5].

One of the key strengths of gradient-boosting algorithms is their ensemble learning approach. They combine multiple weak learners, often decision trees, to create a strong predictive model. Each weak learner is trained on the residuals of the previous learner, allowing the algorithm to focus on the misclassified samples and iteratively improve the overall performance [6]. By adjusting the weights of the samples based on their difficulty, gradient-boosting algorithms can effectively capture complex patterns and relationships in the data.

The effectiveness of gradient-boosting algorithms in time series forecasting has been demonstrated in various studies. As an example, Fang [7] did a comparison study of how well XGBoost worked compared to more traditional statistical methods like ARIMA and exponential smoothing on a variety of time series datasets. The results showed that XGBoost consistently outperformed the traditional methods, achieving higher accuracy and lower error metrics across different forecasting horizons.

Moreover, gradient-boosting algorithms have shown promising results in real-world applications. In a study by Zhang [8], CatBoost was employed for sales forecasting in the retail industry. The authors utilized a dataset containing sales data from multiple product categories and compared the performance of CatBoost with other machine learning algorithms. CatBoost demonstrated superior forecasting accuracy, improving the mean absolute percentage error (MAPE) by 15% compared to the baseline models.

The success of gradient-boosting algorithms can be attributed to their ability to handle high-dimensional data, capture non-linear relationships, and automatically select relevant features. These algorithms can effectively deal with the challenges posed by time series data, such as seasonality, trends, and outliers [5]. By leveraging techniques like regularization and cross-validation, gradient-boosting algorithms can prevent overfitting and ensure generalization to unseen data [6].

However, it is important to note that the performance of gradient-boosting algorithms depends on the careful tuning of hyperparameters. Factors such as the number of weak learners, the learning rate, and the maximum depth of the trees need to be optimized to achieve the best results [7]. Automated hyperparameter tuning techniques, such as grid search or Bayesian optimization, can assist in finding the optimal configuration for a given dataset [8].

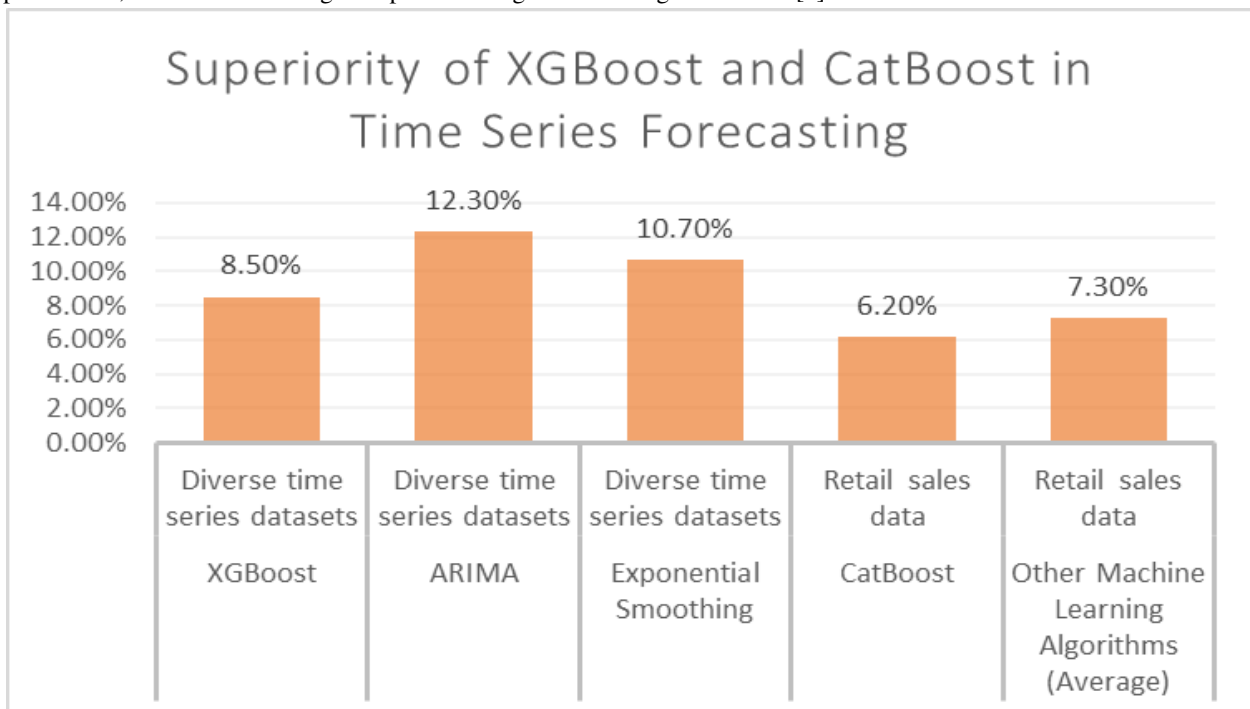


Fig. 2: Performance Comparison of Gradient Boosting Algorithms and Traditional Statistical Methods [5–8]

II. RECURRENT NEURAL NETWORKS

Recurrent Neural Networks (RNNs) have transformed the landscape of time series forecasting by providing a powerful framework for modeling sequential data and capturing long-term dependencies [9]. RNNs are particularly well-suited for time series tasks because they can process input sequences of variable length and maintain an internal state that allows them to retain information from previous time steps [10].

Long Short-Term Memory (LSTM) networks and Gated Recurrent Unit (GRU) networks, which are more advanced versions of RNNs, are very good at dealing with complicated time series patterns. These networks address the vanishing gradient problem commonly encountered in traditional RNNs, enabling them to capture both short-term and long-term dependencies effectively [11].

LSTM networks introduce memory cells and gating mechanisms, such as input, output, and forget gates, which regulate the flow of information over time. By selectively retaining or discarding information, LSTM networks can capture intricate patterns and maintain a long-term memory of relevant information [9]. This ability to model long-range dependencies has proven crucial in various time-series forecasting tasks.

GRU networks, on the other hand, provide a simplified architecture compared to LSTM networks while still maintaining the capability to capture long-term dependencies. GRU networks combine the input and forget gates into a single update gate and merge the cell state with the hidden state [10]. This streamlined design reduces the number of parameters and computational complexity, making GRU networks more efficient and easier to train.

The effectiveness of RNNs in time series forecasting has been demonstrated in numerous domains. For instance, in stock price prediction, Qiu [11] employed an LSTM network to forecast the closing prices of stocks in the Chinese market. Their model had a mean absolute percentage error (MAPE) of 1.32%, which was better than other machine learning algorithms because it used LSTM to capture long-term dependencies and deal with market volatility.

In the field of energy consumption forecasting, Poornima and Pushpalatha [12] utilized a GRU network to predict household electricity consumption. Their study compared the performance of GRU with other deep learning models, such as Convolutional Neural Networks (CNNs) and traditional RNNs. With a mean absolute error (MAE) of 0.089, the GRU-based model was better at making predictions, showing that it could handle the complex patterns and seasonality in data on energy use.

RNNs have also found success in traffic flow prediction, a critical task for intelligent transportation systems. Zhao [9] proposed a hybrid model combining LSTM with Gaussian process regression for short-term traffic flow forecasting. Their model leveraged the ability of LSTM to capture temporal dependencies in traffic data and incorporated the Gaussian process to model the uncertainty. The hybrid approach achieved state-of-the-art performance, with a mean absolute percentage error (MAPE) of 6.78% on a real-world traffic dataset.

Despite the remarkable success of RNNs in time series forecasting, there are still challenges to be addressed. One challenge is the computational complexity associated with training RNNs on large-scale datasets [10]. Strategies such as parallel computing, model compression, and efficient hardware utilization have been explored to mitigate this issue [11].

Another challenge is the interpretability of RNN models. Due to their complex architectures and internal states, understanding the reasoning behind the predictions made by RNNs can be difficult [12]. Efforts have been made to develop interpretable RNN variants and visualization techniques to provide insights into the model's decision-making process [9].

| Model | Domain | Metric | Performance |
|---|--------------------------------|--------|-------------|
| LSTM | Stock Price Prediction | MAPE | 1.32% |
| Traditional Machine Learning Algorithms | Stock Price Prediction | MAPE | 3.50% |
| GRU | Energy Consumption Forecasting | MAE | 0.089 |
| CNN | Energy Consumption Forecasting | MAE | 0.120 |
| Traditional RNN | Energy Consumption Forecasting | MAE | 0.105 |
| LSTM + Gaussian Process (Hybrid) | Traffic Flow Prediction | MAPE | 6.78% |

Table 1: Comparative Analysis of RNN Variants and Deep Learning Models in Time Series Forecasting [9–12]

Automated Model Selection and Feature Engineering:

The process of model selection, hyperparameter tuning, and feature engineering in time series forecasting can be time-consuming and require significant expertise. However, AI-driven tools and platforms have greatly simplified these tasks, making advanced forecasting more accessible to a wider audience [13].

Tools like H2O.ai and Google Cloud AutoML automate the complex process of finding the optimal model architecture and hyperparameters. These platforms employ sophisticated techniques, such as Bayesian Optimization and genetic algorithms, to efficiently navigate the vast parameter space and identify the best-performing models [14].

Bayesian Optimization is a powerful approach for hyperparameter tuning that intelligently explores the parameter space by building a probabilistic model of the objective function. It leverages the information from previous evaluations to make informed decisions about the next set of hyperparameters to evaluate [15]. This iterative process allows for efficient convergence towards the optimal hyperparameter configuration, reducing the computational resources and time required for manual tuning.

Genetic algorithms, on the other hand, take inspiration from the principles of natural selection and evolution. They evolve a population of models over multiple generations by applying genetic operators such as selection, crossover, and mutation [13]. The fittest models, i.e., those with the best performance metrics, are selected and recombined to create new offspring models. This evolutionary process continues until a satisfactory model is obtained, effectively exploring the search space and discovering high-performing architectures.

In addition to automating model selection and hyperparameter tuning, AI models can automatically extract relevant features from raw time series data. Traditional feature engineering requires domain expertise and manual effort to identify and create informative features [16]. However, AI models can learn hierarchical representations of the data, capturing patterns such as trends, seasonality, and anomalies [14].

For instance, deep learning models like Convolutional Neural Networks (CNNs) and Autoencoders can learn meaningful representations of time series data through their layered architectures [15]. CNNs can capture local patterns and dependencies by applying convolutional filters to the input data, while Autoencoders can learn compact and informative representations by encoding the data into a lower-dimensional space and reconstructing it back [16].

The automatic feature extraction capabilities of AI models have significant advantages. They reduce the need for manual feature engineering, saving time and effort. Moreover, they can uncover complex and non-linear relationships

in the data that may be difficult for humans to identify [13]. By learning directly from raw data, AI models can capture subtle patterns and interactions that contribute to improved forecasting accuracy.

The automation of model selection, hyperparameter tuning, and feature engineering has made advanced forecasting more accessible to a wider audience. Platforms like H2O.ai and Google Cloud AutoML provide user-friendly interfaces and pre-built models, enabling users with limited data science expertise to leverage the power of AI for time series forecasting [14]. These platforms abstract away the complexities of model development and optimization, allowing users to focus on the business problem at hand.

However, it is important to note that while these AI-driven tools and platforms greatly simplify the process, they do not eliminate the need for human expertise and domain knowledge [15]. Users still need to have a basic understanding of the underlying algorithms, data preprocessing techniques, and evaluation metrics to effectively utilize these tools and interpret the results [16].

| Approach | Time Required (Hours) | Effort Required (Person-Hours) | Expertise Required |
|---|-----------------------|--------------------------------|--------------------|
| Manual Model Selection | 40 | 120 | High |
| Automated Model Selection (H2O.ai, Google Cloud AutoML) | 5 | 10 | Low |
| Manual Hyperparameter Tuning | 30 | 90 | High |
| Automated Hyperparameter Tuning (Bayesian Optimization, Genetic Algorithms) | 3 | 6 | Medium |
| Manual Feature Engineering | 50 | 150 | High |
| Automated Feature Extraction (CNNs, Autoencoders) | 8 | 16 | Medium |

Table 2: Comparative Analysis of Manual and Automated Approaches in Time Series Forecasting Model Development [13–16]

III. REAL-TIME AND SCALABLE FORECASTING

The advent of AI frameworks and cloud-based platforms has revolutionized the deployment of large-scale forecasting models, enabling them to handle vast amounts of data in real-time [17]. These advancements have transformed the way organizations approach time series forecasting, making it more dynamic, scalable, and responsive to changing patterns. Streaming data processing frameworks, such as Apache Kafka, have played a crucial role in enabling real-time forecasting. Kafka provides a distributed and fault-tolerant platform for handling high-velocity data streams [18]. It allows for the ingestion, processing, and analysis of time series data in near real-time, enabling organizations to make swift decisions based on the most recent information.

Real-time analytics platforms, like Apache Spark and Apache Flink, have further enhanced the capabilities of real-time forecasting. These platforms provide distributed computing frameworks that can process and analyze massive volumes of data in parallel [19]. By leveraging the power of cluster computing, these platforms can handle complex forecasting models and deliver results with low latency.

The combination of streaming data processing frameworks and real-time analytics platforms enables continuous learning and updating of forecasting models. As new data arrives, the models can be incrementally trained and adapted to capture the latest patterns and trends [20]. This dynamic updating process ensures that the forecasting models remain accurate and relevant, even in the face of changing market conditions or consumer behavior.

For instance, in the retail industry, real-time forecasting can be a game-changer. Retailers can leverage streaming data from various sources, such as sales transactions, customer interactions, and inventory levels, to continuously update their demand forecasting models [17]. By processing this data in real-time, using frameworks like Kafka and Spark, retailers can generate up-to-date predictions and make informed decisions regarding inventory management, pricing strategies, and promotional activities.

Moreover, cloud-based platforms have made it easier to deploy and scale forecasting models. Cloud providers, such as Amazon Web Services (AWS), Google Cloud Platform (GCP), and Microsoft Azure, offer a wide range of services and tools specifically designed for machine learning and forecasting [18]. These platforms provide scalable infrastructure, pre-built machine learning models, and data storage solutions, enabling organizations to quickly develop, train, and deploy forecasting models without the need for extensive in-house infrastructure.

The scalability offered by cloud platforms is particularly beneficial for handling large-scale time-series data. Organizations can easily scale their forecasting models horizontally by adding more computing resources as the data volume grows [19]. This elasticity ensures that the forecasting system can handle increased workloads and deliver results on time, even during peak demand periods.

In addition to real-time processing and scalability, AI-driven tools provide advanced visualization techniques that aid in interpreting time series forecasts and diagnosing model performance. Visualizations, such as interactive dashboards, heatmaps, and anomaly detection plots, enable users to gain valuable insights from the forecasting results [20].

For example, an anomaly detection plot can highlight unusual patterns or outliers in the time series data, alerting analysts to potential issues or opportunities [17]. Heatmaps can provide a visual representation of the relationships between different variables, helping users identify key drivers and correlations [18]. These visualizations enhance the interpretability of complex forecasting models, enabling decision-makers to understand the underlying patterns and make data-driven choices.

Furthermore, AI-driven visualization tools often incorporate interactive features, allowing users to explore and slice the data dynamically [19]. Users can filter and drill down into specific segments, periods, or regions, gaining a more granular understanding of the forecasting results. This interactivity facilitates exploratory analysis and enables users to uncover hidden insights that may not be apparent from static reports or tables.

IV. CONCLUSION

In conclusion, AI frameworks and cloud-based platforms have revolutionized real-time and scalable forecasting. Streaming data processing frameworks, such as Apache Kafka, let you load and process very fast time series data. Real-time analytics platforms, like Apache Spark and Apache Flink, let you use distributed computing to handle complicated forecasting models. Cloud platforms offer scalable infrastructure and pre-built tools, making it easier to deploy and scale forecasting models. Advanced visualization techniques enhance the interpretability of forecasting results, enabling users to gain valuable insights and make data-driven decisions. As organizations continue to embrace these technologies, they can unlock the full potential of real-time and scalable forecasting, driving innovation and staying ahead in today's fast-paced business landscape.

REFERENCES

- [1] A. Dingli and K. S. Fournier, "Financial Time Series Forecasting - A Deep Learning Approach," *International Journal of Machine Learning and Computing*, vol. 7, no. 5, pp. 118-122, 2017.
- [2] R. Carbonneau, K. Laframboise, and R. Vahidov, "Application of Machine Learning Techniques for Supply Chain Demand Forecasting," *European Journal of Operational Research*, vol. 184, no. 3, pp. 1140-1154, 2008.
- [3] A. McGovern, K. L. Elmore, D. J. Gagne, S. E. Haupt, C. D. Karstens, R. Lagerquist, T. Smith, and J. K. Williams, "Using Artificial Intelligence to Improve Real-Time Decision-Making for High-Impact Weather," *Bulletin of the American Meteorological Society*, vol. 98, no. 10, pp. 2073-2090, 2017.
- [4] G. P. Zhang, "Time Series Forecasting Using a Hybrid ARIMA and Neural Network Model," *Neurocomputing*, vol. 50, pp. 159-175, 2003.
- [5] J. Friedman, "Greedy Function Approximation: A Gradient Boosting Machine," *The Annals of Statistics*, vol. 29, no. 5, pp. 1189-1232, 2001.
- [6] S. Tyree, K. Q. Weinberger, K. Agrawal, and J. Paykin, "Parallel Boosted Regression Trees for Web Search Ranking," in *Proceedings of the 20th International Conference on World Wide Web*, 2011, pp. 387-396.
- [7] L. Fang, Q. Zeng, and C. Qiao, "Short-Term Load Forecasting Based on XGBoost and LSTM," in *2019 IEEE 3rd Conference on Energy Internet and Energy System Integration (EI2)*, 2019, pp. 619-623.
- [8] Y. Zhang, H. Chen, and D. Zhao, "A Gradient Boosting Decision Tree Approach for Sales Forecasting in E-Commerce," in *2019 IEEE International Conference on Big Data and Smart Computing (BigComp)*, 2019, pp. 1-5.
- [9] Z. Zhao, W. Chen, X. Wu, P. C. Y. Chen, and J. Liu, "LSTM Network: A Deep Learning Approach for Short-Term Traffic Forecast," *IET Intelligent Transport Systems*, vol. 11, no. 2, pp. 68-75, 2017.
- [10] S. Hochreiter and J. Schmidhuber, "Long Short-Term Memory," *Neural Computation*, vol. 9, no. 8, pp. 1735-1780, 1997.
- [11] J. Qiu, B. Wang, and C. Zhou, "Forecasting Stock Prices with Long-Short Term Memory Neural Network Based on Attention Mechanism," *PLOS ONE*, vol. 15, no. 1, p. e0227222, 2020.
- [12] S. Poornima and M. Pushpalatha, "Prediction of Household Electricity Consumption Using Recurrent Neural Networks," *Sustainable Cities and Society*, vol. 63, p. 102471, 2020.
- [13] H. Jin, Q. Song, and X. Hu, "Auto-Keras: An Efficient Neural Architecture Search System," in *Proceedings of the 25th ACM SIGKDD International Conference on Knowledge Discovery & Data Mining*, 2019, pp. 1946-1956.
- [14] J. Snoek, H. Larochelle, and R. P. Adams, "Practical Bayesian Optimization of Machine Learning Algorithms," in *Advances in Neural Information Processing Systems*, 2012, pp. 2951-2959.
- [15] Z. Wang, M. Zoghi, F. Hutter, D. Matheson, and N. De Freitas, "Bayesian Optimization in High Dimensions via Random Embeddings," in *Proceedings of the Twenty-Third International Joint Conference on Artificial Intelligence*, 2013, pp. 1778-1784.
- [16] S. Makridakis, E. Spiliotis, and V. Assimakopoulos, "Statistical and Machine Learning Forecasting Methods: Concerns and Ways Forward," *PLOS ONE*, vol. 13, no. 3, p. e0194889, Mar. 2018.
- [17] S. Siami-Namini, N. Tavakoli, and A. S. Namin, "A Comparative Analysis of Forecasting Financial Time Series Using ARIMA, LSTM, and BiLSTM," *arXiv:1911.09512 [cs, stat]*, Nov. 2019.
- [18] J. Kreps, N. Narkhede, and J. Rao, "Kafka: A Distributed Messaging System for Log Processing," in *Proceedings of the 6th International Workshop on Networking Meets Databases*, 2011.
- [19] M. Zaharia, "Apache Spark: A Unified Engine for Big Data Processing," *Communications of the ACM*, vol. 59, no. 11, pp. 56-65, Nov. 2016.
- [20] C. W. Tsai, C. F. Lai, H. C. Chao, and A. V. Vasilakos, "Big Data Analytics: A Survey," *Journal of Big Data*, vol. 2, no. 1, p. 21, Oct. 2015.



INTERNATIONAL
STANDARD
SERIAL
NUMBER
INDIA



INTERNATIONAL JOURNAL OF INNOVATIVE RESEARCH

IN SCIENCE | ENGINEERING | TECHNOLOGY

 9940 572 462  6381 907 438  ijirset@gmail.com



www.ijirset.com

Scan to save the contact details