



e-ISSN: 2319-8753 | p-ISSN: 2347-6710

# IJRSET

International Journal of Innovative Research in  
**SCIENCE | ENGINEERING | TECHNOLOGY**



# INTERNATIONAL JOURNAL OF INNOVATIVE RESEARCH

IN SCIENCE | ENGINEERING | TECHNOLOGY

Volume 13, Issue 6, June 2024

**ISSN** INTERNATIONAL  
STANDARD  
SERIAL  
NUMBER  
INDIA

Impact Factor: 8.423

9940 572 462

6381 907 438

[ijirset@gmail.com](mailto:ijirset@gmail.com)

[www.ijirset.com](http://www.ijirset.com)

# Plant Disease Prediction and Treatment Analysis

Dr.A.R.Jayasudha<sup>1</sup>, Guna Subhiksha T<sup>2</sup>

HOD, Master of Computer Applications, Hindusthan College of Engineering and Technology, Coimbatore, India<sup>1</sup>

II MCA Student, Master of Computer Applications, Hindusthan College of Engineering and Technology,  
Coimbatore, India<sup>2</sup>

**ABSTRACT:** The horticulture commerce has gigantic obstacles owing to unexplained plant maladies, which cause expansive edit misfortunes each year, especially in countries such as India. Conventional manual examination methods are timeconsuming and now and then incorrect, especially on little and medium-sized ranches. To address this, a computerassisted sickness location demonstrate based on profound convolutional systems like VGG16 and Resnet34 is proposed. This demonstrate comprises of three major steps: include extraction, picture lessening, and classification, which permits for the distinguishing proof of 38 plant infection categories over 14 unmistakable plants. By utilizing CNN innovation, the demonstrate makes strides precision, affectability, and specificity when compared to human approaches, permitting agriculturists to get individualized recommendations depending on natural characteristics such as soil highlights, temperature, and stickiness.

**KEYWORDS:** plant disease prediction, CNN, deep learning, leaf Disease, image classification.

## I. INTRODUCTION

Cultivation is principal to India's economy. Cultivating accounts for around 17-18% of the country's GDP. Due to a combination of variables, agrarian yields are not ceaselessly as tall as expected. Agribusiness era is influenced by both nature and sickness. Seed choice, water framework strategies, soil flaws, climatic conditions, and water treatment are some of the rustic issues. Plant illnesses are caused by contaminations, living being, and organisms. It is another inconvenience inside the provincial division. Plant diseases that are not appropriately and helpful recognized can result in a basic hardship of trim surrender. Plant contamination revelation requires mastery and establishment. It isn't accessible in all ranges. Computer-aided plant contamination disclosure makes a difference masters in finding the sickness in an exact and helpful way. Machine approaches are utilized to recognize, categorize, and predict plant illnesses. Profound convolutional neural organize (DCNN) may be a significantly fruitful picture categorization calculation. The DCNN comprises of a couple of layers for learning highlights from planning data, checking convolutional, pooling, and totally related layers.

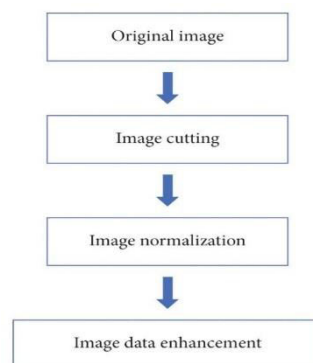
## II. RELATED WORK

An diagram of machine learning-based plant malady forecast procedures. An picture processing-based technique for independent plant illness forecast. The creators displayed a CNN-based strategy to figure plant infections. The think about was done to recognize and figure plant illness in its early stages utilizing hyperspectral picture preparing methods. The creator proposed foreseeing Parkinson's ailment utilizing machine learning procedures. The survey is embraced to distinguish plant resistance qualities utilizing machine learning strategies. A 3D convolutional neural organize was outlined to distinguish plant illnesses. A crossover procedure was displayed to distinguish plant leaf infection utilizing convolutional neural systems and encoders. Inquiry handling in unified databases is recommended. The audit was given to recognize and categorize plant infection utilizing profound learning strategies. Besides, the creators of investigated and compared a few picture handling and highlight extraction techniques for recognizing plant illnesses utilizing leaf pictures. The creators of made a DCNN show to recognize bean plant species utilizing vein morphological characteristics. Within the creators created a region-based and single-shot multi-box finder CNN demonstrate for creating a plant infection and bother determination show.

### III. METHODOLOGY

#### 3.1 Data\_Preprocessing:


Information course of activity, the establishment of neural systems, that set's in the tender procedure to grow dataset quality. Information orchestrating comprises of three steps: picture cutting, normalization taking care of, and information progress. Picture cutting is utilized to form pictures with input centre sizes that not since it were guarantee neural coordinate trainability but as well the immaterial pixels will deduce in number of pictures. Normalization taking care of is useful for animating get together and anticipating incline incident. Information expansion may be utilized to create the dataset, making strides the period and made accuracy the outline. The stages are depicted in the 1<sup>st</sup> Figure and summarized underneath.



**Figure 1: Image Processing.**

#### 3.2 Image\_Cutting:

Inside the centre of organizing, the slanting and weighting parameters from the full-connection layer will be taken into thought. The total of these params changes depending on the measured degrees of the photos being given. The moving estimations of slanted and weighted impact learning and gathering rates. To guarantee organize trainability, pictures got to be organized by deduces of picture cutting. Other than that, picture cutting can remove wealth highlights, diminishing orchestrating time; Figure 2 depicts the picture cutting of certain plant clears out.



**Figure 2: Image Cutting**

#### 3.3 Normalization Processing:

Normalization organizing maps picture characteristics into a single, compelled space. The dataset taken after normalization overseeing with can organize of the negative impact of sporadic data, coming around more uniform diffusing, stimulating gathering, and keeping up a key remove from slant vanishing. The proposed approach normalizes torment picture data to [-1, 1] with customary regard of and a SD of 1. The strategy of normalization is laid out as takes after:

$$X = \frac{(X - \mu)}{\sigma^2}$$

Figure 3 illustrates how data standardization affects gradients, with  $\mu$  representing the average and  $\sigma$  denoting the standard deviation.

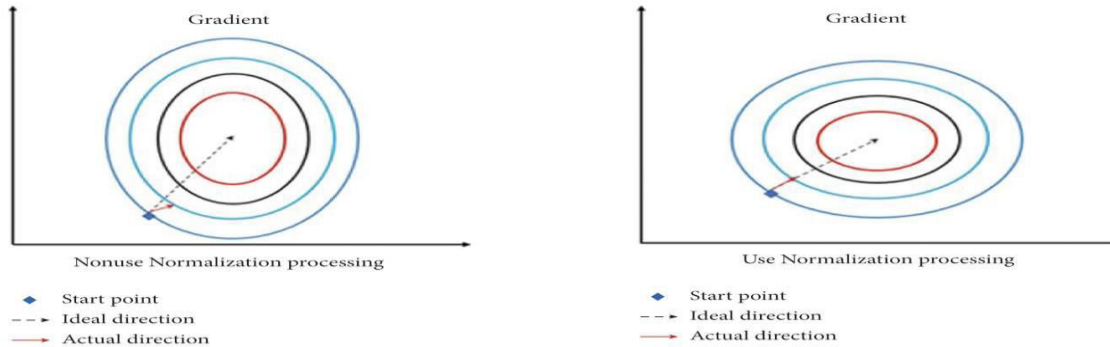


Figure 3: The impact of information normalization on slopes.

### 3.4 Data Enhancement:

A neural organize with tall execution routinely joins a colossal number of parameters, which may be inner parts the millions, and pleasing information have to be given organized neural systems by fixing the params. Information increase may be utilized to eviscerate photographs and get clearing numbers of organized cases, moving forward generalization and accuracy. The information increase utilized inner parts the grasped strategy contains four highlights, which are given underneath. Isolated Change: This work changes the image's partition, submersion, and brightness. In common terms, change the submersion (S) and brightness (V) of the picture interior parts the HSV colouring space, in spite of the fact that keeping up the tint (H) unfaltering. To boost the brightness, the moved forward figure changes from 0.25 to 4 and the epidemic operation is related to V and S of each picture.



Figure 4: Contrast Transform

**Image scale change:** Viewpoint Perspective extent and scale change in length and width: as seen in Figure 5, photographs are scaled in understanding with the set up calculate. A setting figure is at that point utilized to channel the pictures and make a scale space, altering their degree and degree of fluffiness.



Figure 5: Scale Transformation.

**Image Geometry Transformation:** This alter solidifies capacities like flip and decipher. To begin with, flip the picture in either a level or vertical heading. The upgrade calculate for this picture is 2. Diminutive, interpretation changes the picture on the picture plane by deciphering it in a precise way. The interpretation is worn out an subjective heading and with a scattered illustration open up and step. At last, alter the picture content's zone as showed up in Figure 6.




Figure 6: Geometry Change

### 3.5 Overview of Improved CNN:

Figure 7 portrays the proposed CNN's structure. Based on CNN, the symptomatic method is built utilizing typical pooling, clump normalization, dropout, ReLU, and data extension. After each convolutional layer, clump normalization is related. Connecting normalization and convolution operation are included in each convolutional layers of the offered diagram. Highlights are subjected to convolution, standard pooling, droopout, and ReLU sanctioning capacities. Table 1 appears the parameter values. For solidify extraction, the fundamental layer convolution utilizes 16 convolution parts with a assess of  $7 \times 7$ . The same kind of padding in expansion utilized. Taking after the elemental convolution, 16 connect systems with  $64 \times 64$  are made since the connect matrices' degree and input are like the "same" convolution. Taking after convolution, clump normalization will boost the regard of adjoining more essential neurons, diminish the regard of adjoining more humble neurons, and make strides the model's capacity for generalization. The little layer convolutional is overseen with utilizing the same strategy as several times as of late, but to form strides the model's expressive capacity, the ReLU supporting work is utilized after convolution. The ReLU authorizing work expression is seen in

$$f(x) = \max(0, x).$$

Parameters	Information
Activation function	ReLU
Optimizer	Adam
Convolution type	Same
Convolution kernel	$3 \times 3, 5 \times 5, 7 \times 7$
Convolution stride	1
Pooling type	Average pooling, Global Average Pooling(GAP)
Pooling stride	2
Pooling size	$2 \times 2$

Table 1: Parameters setting inside proposed CNN

The solidify arrange is pooled taking after the ReLU orchestrate, and the highlight chart is scaled by proposes of the pooling method. The pooled surrender highlight organize joins estimation of  $64 \times 64 \times 16$ . At that point, to end the layout from overfitting, a 0.5 scale droopout is related. After at that point, the CNN layered structure is questionable to the one showed up up a few times as of late; the since it was thing that changes is the complete of convolution centers.

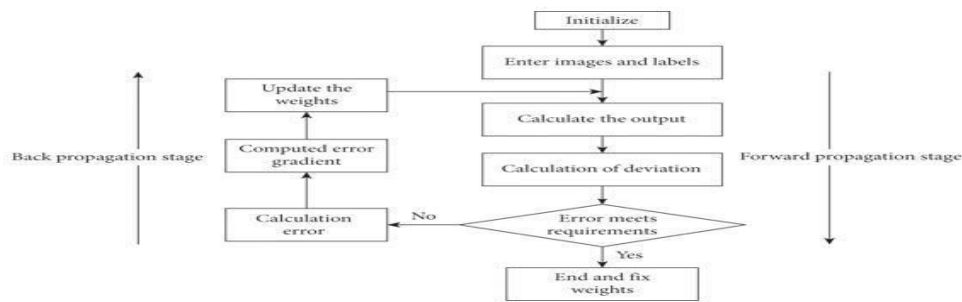
Taking after the pooling orchestrate, the appear up employments SoftMax backslide on the highlight chart and solidifies around the world standard pooled at the last of the convolutional strategy. This will be how the SoftMax work is appeared up:

$$y_k = \frac{\exp a_k}{\sum_{i=1}^n \exp (a_i)}$$

There are numbers of categories is showed up through a vector that joins a gage of the probability percentage of descending into the fitting category is talked to by the neural network's abandon. The overall number of parameters, 715958 require arranging (714486).

### 3.6 Trained Process:

This article businesses a CNN show up with 9 convolutional layers, and it goes through three stages of arranging. The stacking of information tests and the dataset is divided into the arranging and assertion sets, autonomously, constitute the beginning step. Setting the CNN model's learning rate, picture upgrade, and arranging is the miniature step. At last, hardship and precision information are recorded interior the arranging and utilized to analyse the convolutional model's rightness; Figure 8 follows the outline arranging methodology.



**Figure 7: Stream chart of demonstrate preparing.**

### 3.7 Plant Village Dataset:

Two datasets Plant Town and the picture database from the around the world AI challenge's trim ailment affirmation competition will be utilized to test the reasonability of the prescribed approach. Both the datasets, are broadly asked approximately inside the alter field the disease diagnostics, grant a run of leaf pictures portraying alter prosperity and sickness. With accuracy of an 93.95%, Bao et al. carried out picture recognizable verification on the Plant Town dataset. With accuracy of an 83%, Zhang et al. Distinguished agrarian disease datasets inside the around the world AI challenge. Plant Town is created around the trim Q and a gathering that was built up by Binzhou College illness transmission specialists Marcel Salthe and David Hughes together.



**Figure 8: Fractional information of Plant Town.**

Moreover, the picture library cements pictures of 10 crops—apple, peach, corn, grape, cherry, orange, pepper, strawberry, potato, and tomato—as well as shots of each trim in great triumph and torment. All the data may be categorized into 61 bunches needed on the require of species, suffering, and degree; these bunches set 10 plant categories and 27 illness classifications. In each picture, the alter clears out are organized inner parts the centre. The 47393 pictures internal parts the datasets are kept into four humbler datasets: organizing, test a and test b affirmation. Figure 9 shows up the positive, negative tests between the organized species inner parts the information set. Table 2 shows up the related interface between tag and the tag ID title for a choice of photographs from the organizing, testing, and articulation dataset. Figure 13's cleared out side shows up the scrambling of numbers for 10 crops, whereas the right side shows up each and every category internal parts the dataset's 61 categories based on species, persevering, and degree.



**Figure 9: Fractional information of Plant Town.**

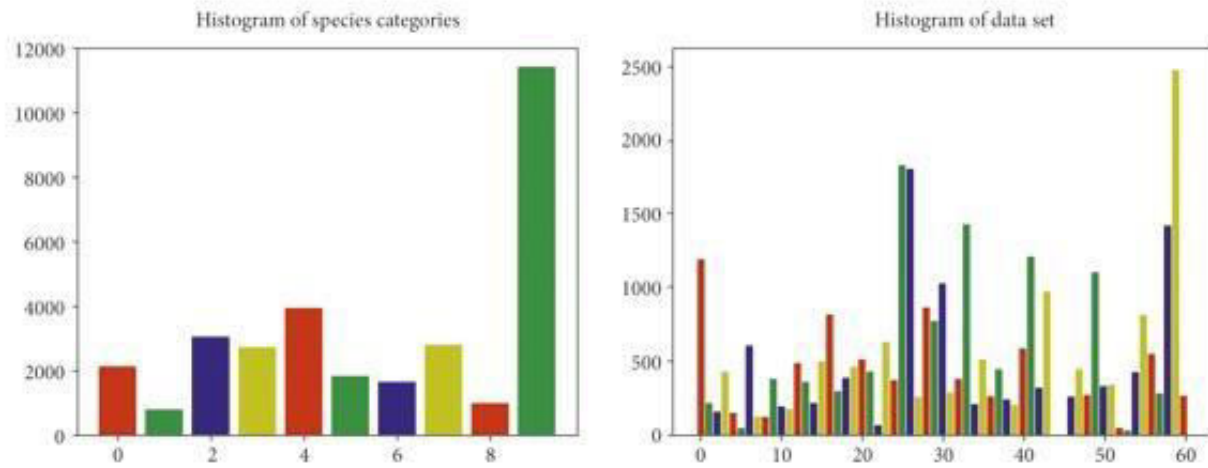


Figure 10: Plant Species dissemination and malady species conveyance.

### 3.8 Result and Analysis:

Utilizing 43442 organizing set tests and 10861 assertion set tests in solidify up to, 70 accentuations of the trail were run on the total Plant town dataset over the course of six hours on the workstation. Figure 11 shows up the exactness and occasion; it is obvious that the organizing set is talked to by the blue bend and the testing dataset by the blushing turn. The precision of coordinating and certification makes ceaselessly with the several accentuations tends to stabilize after 60 cycles, and wraps up a classy exactness. As of right especially, several times the organizing set has utilized to accurately tune the super convolution parameter set's convolution rate; by the by, the deconvolution rate has not to numerous degrees progressed. As of by and by, in organize to increasing the accuracy level of format recognizable declaration, Using the insights from each complement, the deconvolution rate of the super convolution parameter set has been adjusted, instead of being intangibly heightens. The show up clearly comes to an idealize gathering affect and apt to be unfaltering with unessential headways in two organizing and test sets after a several number of redundancies. Upon completion of all emphases, the model's precision is around 95%.

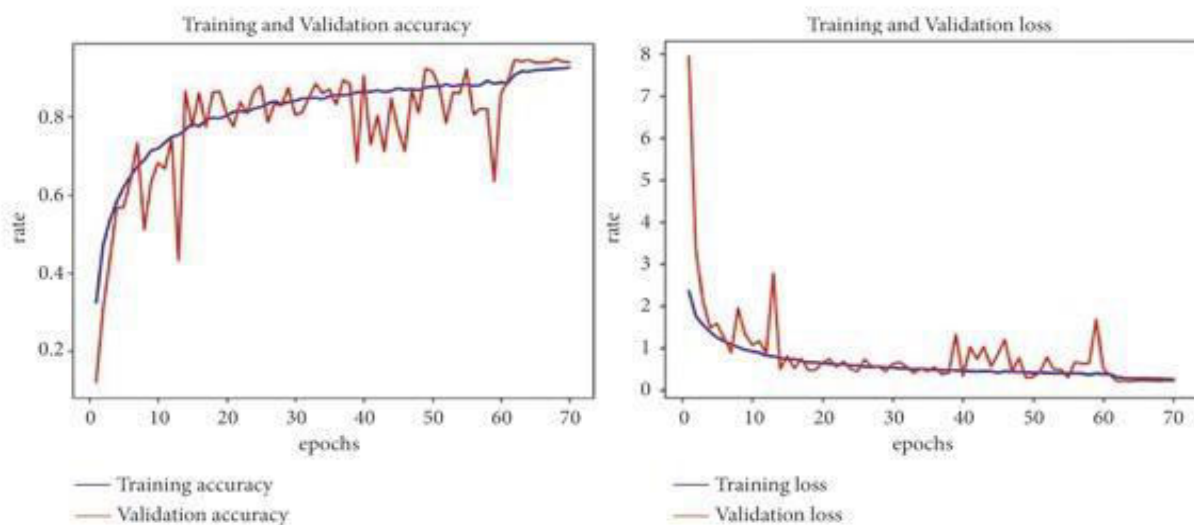
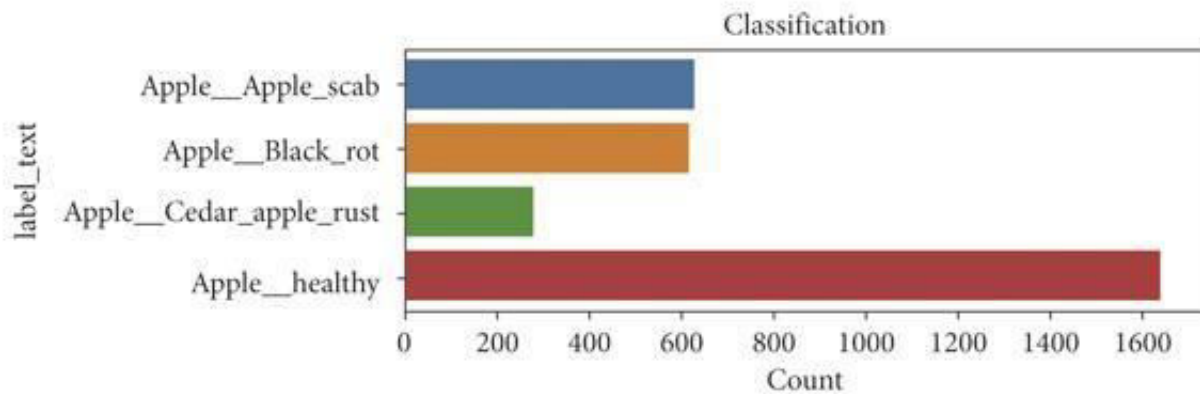


Figure 11: Bends of exactness and misfortune.

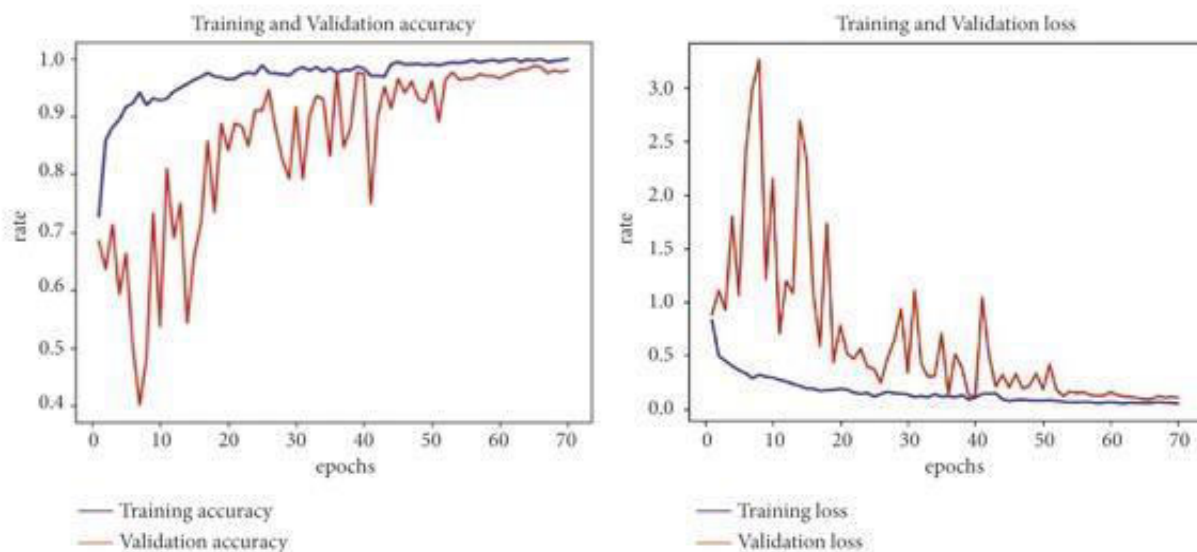


We bolt in see at the proposed approach utilizing a single information subset after affirming it utilizing the total dataset. At to begin with, the reasonability of the offered approach is laid out utilizing a specific result examination of the fruit apple subgroup in PlantVillage. Apple scab, apple bleak devastate, cedar apple rust, and apple thriving are the four classes found inner parts the apple subgroup. There were 1645 photographs of solid apples, 630 photographs of scab apple , 621 photographs of the dim smashed apple, and 275 photographs of apple cedar rust among them. Figure 12 shows up up the information title transport.



**Figure 12: Subset Conveyance of apple information.**

The dataset is the since it was one to lock in the unclear layout organizing from the whole dataset, with a set number of accentuations of seventy. Figure 13 shows up the exactness and adversity rate turn for the data subset. The organizing set is talked to by the blue bend inner parts the picture, whereas the explanation set is talked to by the blushing turn. The precision down to soil makes it clear that as several times of organizing cycles increments, precision is forces. The hardship turn takes after that as the several number of coordinating rounds increments, the hardship respect drops off more rapidly. After 53 organizing rounds, the certification set's turn appears up basic changes one or two of time as of late starting to stabilize. At final, inner parts the announcement apples of set information subset, the updated graph fulfills 97.3% rightness.



**Figure 13: Exactness and misfortune rates on a subset information.**

#### IV. CONCLUSION

This consider prescribes upgraded CNN for provincial ailment assurance. The proposed technique businesses computer picture dealing with to recognize trim contaminations and fundamental learning to apportion with more capable and brilliantly characteristics. Convolutional neural network is utilized for organize models rested on balanced datasets. Strikingly, separable convolution and convolution neural organize are especially utilized to create a critical convolution neural organize to recognize trim sickness. To expect overfitting, the perceptron is selfassertively turned off, and the improvement is utilized to animate the rate at which parameters are learned. Other than, preprocessing the set of dataset is utilized to animate the organize coordinating taking care of, and picture overhaul is utilized to amplify the generalization capacity of the appear. Taking after 70 organizing accentuations for the 'Plant Town' dataset, in grape, maize, apple, and every single classes, the CNN orchestrate has finished an explanation rate of generally 96% and a certification influence of 95.85%. Concurring to tests, the Plantsville dataset's classification precision for the upgraded illustrate is altogether more than of past organized models. Since of the compelled number of certification sorts interior the dataset and the obliged totality of not totally classified data, which comes approximately in less-than-optimal certification precision, the neural organize is ill-suited to memorize and hold satisfactory highlights. We are going continue to enquiry for datasets containing more focuses of intrigued and trim categories, diligently advance the trim categories that the format can recognize, and accleration the precision of the affirmation certification.

#### REFERENCES

- [1] Gokulnath, B. V., & Usha Devi, G. A survey on plant disease prediction using machine learning and deep learning techniques. *Inteligencia Artificial*, 22(63), 0-19, 2017.
- [2] Chen, H.-C.; Widodo, A.M.; Wisnujati, A.; Rahaman, M.; Lin, J.C.-W.; Chen, L.; Weng, C.-E. AlexNet Convolutional Neural Network for Disease Detection and Classification of Tomato Leaf. *Electronics* 2022, 11, 951. [Google Scholar] [CrossRef]
- [3] Lee, S.H.; Chan, C.S.; Wilkin, P.; Remagnino, P. Deep-plant: Plant identification with convolutional neural networks. In *Proceedings of the 2015 IEEE International Conference on Image Processing (ICIP)*, Quebec City, QC, Canada, 27–30 September 2015; pp. 452–456. [Google Scholar]
- [4] Ashok, S., Kishore, G., Rajesh, V., Suchitra, S., Sophia, S. G., & Pavithra, B. Tomato Leaf Disease Detection Using Deep Learning Techniques. In *2020 5th International Conference on Communication and Electronics Systems (ICCES)* (pp. 979-983). IEEE, 2020.
- [5] Reddy, K. N., Polaiyah, B., & Madhu, N. A literature survey: plant leaf diseases detection using image processing techniques. *IOSR J. Electron. Commun. Eng.*, 2017.
- [6] Lowe, A., Harrison, N., & French, A. P. Hyperspectral image analysis techniques for the detection and classification of the early onset of plant disease and stress. *Plant methods*, 13(1), 1-12, 2017.
- [7] Kanagaraj, S., Hema, M. S., & Gupta, M. N. Environmental Risk Factors and Parkinson's Disease—A Study Report. *International Journal of Recent Technology and Engineering (IJRTE)* ISSN, 2277-3878 2019.
- [8] Yang, X., & Guo, T. Machine learning in plant disease research. *European Journal of BioMedical Research*, 3(1), 6-9, 2017.
- [9] Nagasubramanian, K., Jones, S., Singh, A. K., Sarkar, S., Singh, A., & Ganapathysubramanian, B. Plant disease identification using explainable 3D deep learning on hyperspectral images. *Plant methods*, 15(1), 110., 2019.
- [10] Khamparia, A., Saini, G., Gupta, D., Khanna, A., Tiwari, S., & de Albuquerque, V. H. C. Seasonal crops disease prediction and classification using deep convolutional encoder network. *Circuits, Systems, and Signal Processing*, 39(2), 818-836., 2020.
- [11] Hema, M. S., & Chandramathi, S. Federated query processing service in service oriented business intelligence. In *International Conference on Advances in Communication, Network, and Computing* (pp. 337-340). Springer, Berlin, Heidelberg, 2011.
- [12] Saleem, M. H., Potgieter, J., & Arif, K. M. Plant disease detection and classification by deep learning. *Plants*, 8(11), 468, 2019

- [13] Bharate, A.A.; Shirdhonkar, M.S. A review on plant disease detection using image processing. In Proceedings of the 2017 International Conference on Intelligent Sustainable Systems (ICISS), Palladam, India, 7–8 December 2017; pp. 103–109. [Google Scholar]
- [14] Grinblat, G.L.; Uzal, L.C.; Larese, M.G.; Granitto, P.M. Deep learning for plant identification using vein morphological patterns. *Comput. Electron. Agric.* 2016, 127, 418–424. [Google Scholar] [CrossRef] [Green Version]
- [15] Fuentes, A.; Yoon, S.; Kim, S.C.; Park, D.S. A Robust Deep-Learning-Based Detector for Real-Time Tomato Plant Diseases and Pests Recognition. *Sensors* 2017, 17, 2022. [Google Scholar] [CrossRef] [PubMed] [Green Version]



INTERNATIONAL  
STANDARD  
SERIAL  
NUMBER  
INDIA



# INTERNATIONAL JOURNAL OF INNOVATIVE RESEARCH

IN SCIENCE | ENGINEERING | TECHNOLOGY

 9940 572 462  6381 907 438  [ijirset@gmail.com](mailto:ijirset@gmail.com)



[www.ijirset.com](http://www.ijirset.com)

Scan to save the contact details