



e-ISSN: 2319-8753 | p-ISSN: 2347-6710

IJRSET

International Journal of Innovative Research in
SCIENCE | ENGINEERING | TECHNOLOGY

INTERNATIONAL JOURNAL OF INNOVATIVE RESEARCH

IN SCIENCE | ENGINEERING | TECHNOLOGY

Volume 13, Issue 5, May 2024

ISSN INTERNATIONAL
STANDARD
SERIAL
NUMBER
INDIA

Impact Factor: 8.423

9940 572 462

6381 907 438

ijirset@gmail.com

www.ijirset.com

LCD Screen Display used in Metro

Dr. B S Nanda¹, Maheshreddy², Pannagashree H², Pranathi M², Priya Lokesh K L²

Professor, Department of Electronics and Communication Engineering, PES College of Engineering, Mandya, India¹

Final Year UG Students, Department of Electronics and Communication Engineering, PES College of Engineering,
Mandya, India²

ABSTRACT: The introduction of LCD screens into metro systems has become a game-changer for contemporary urban transportation, altering how users engage with and move through these surroundings. This in-depth review study looks at the various ways that LCD screens can improve the way that passengers receive information, the effectiveness of their operations, and their overall experience travelling through metro systems across the globe. We provide an outline of the past before charting the development of metro passenger information systems from traditional static signage to the introduction of dynamic digital displays. We explore the wide range of LCD display types that are used in urban settings, such as interactive touch-screen kiosks, dynamic route maps, departure and arrival boards, static information boards, and LED-backlit displays. By examining in-depth case studies of well-known metro systems worldwide, we demonstrate the adaptability and effectiveness of LCD displays in meeting the many demands of contemporary urban travellers.

KEYWORDS: LCD, LED, Metro, Digital Display, Static Information boards.

I. INTRODUCTION

Metro systems are essential arteries in the dynamic field of urban transport, pulsating with the pulse of the city and enabling the swift transit of millions of commuters every day. Subterranean networks, which are distinguished by their busy platforms and maze-like tunnels, are essential to contemporary metropolises because they link different neighbourhoods and facilitate smooth transit in densely populated urban environments. At the core of these busy transportation centres is the necessity of efficiently disseminating passenger information so that commuters can confidently and easily make their way through the complex network of metro routes. The incorporation of Liquid Crystal Display (LCD) technology has become a disruptive factor in recent years, transforming passenger communications in metro systems and improving the entire transit experience.

Nearly every aspect of metropolitan surroundings is now covered in LCD screens, which provide dynamic platforms for the distribution of vital passenger information. LCD displays enable transit authorities to deliver real-time updates on train timetables, service disruptions, and route maps, ensuring that passengers stay informed and interested during their journeys. This is in contrast to their static counterparts, which frequently languished in obsolescence. These displays, which range in size from imposing departure boards that decorate station concourses to sleek touchscreen kiosks that dot platforms, are already commonplace fixtures in contemporary metro systems and are essential tools for raising passenger pleasure and engagement.

II. RELATED WORK

Liquid crystallinity was first observed in 1888 but it was more than 30 years before Mauguin' discovered and described the twisted nematic structure which later became the basis for liquid crystal display (LCD) technology, now the major application for liquid crystal materials. LCDs have advantages in lifetime, cost resolution density and peak brightness.[1] liquid crystal displays (LCDs) are the dominant technology, with applications spanning smartphones, tablets, computer monitors, televisions (TVs), to data projectors. recent progress on LCDs and OLEDs regarding materials, device structures to final panel performances. LCDs are non- emissive, and their invention can be traced back to the 1960s With extensive material research and development, device innovation and heavy investment on advanced manufacturing technologies, thin- film transistor (TFT) LCD technology has gradually matured in all aspects.[2]

An LCD Screen Display for subway is designed in the paper, which is based on industrial Ethernet and follows the uniform TCP/IP protocols Providing real-time train location, train schedule and departure status information to passengers via public information displays using LCD displays, LED displays, Dynamic Map displays, and Public Address, LCD Screen Display is also to bring real-time multimedia information and entertainment to transit commuters and instantly broadcasts real-time

priority messages directly to the passengers when the service is disrupted or in emergency situations.[3]

Liquid crystal displays (LCD) serve as user interfaces in a wide range of applications including notebooks, desktop monitors, cell phones and other consumer and business electronics. LCD technology is rapidly replacing traditional cathode ray tubes (CRT) as a more effective option. LCDs contain substantially less materials per unit than CRTs, and the lower weight of LCDs enables a wide range of new applications. The lower energy consumption also gives an advantage with regard to a lower potential of electromagnetic radiation causing adverse effects on biological matter.[4]

III. EVOLUTION OF LCD DISPLAYS IN METRO SYSTEMS

Metro systems, which act as essential arteries connecting the various nodes of contemporary cities, have long been associated with the bustle of urban life. The efficient distribution of passenger information, which guarantees that commuters can confidently and easily navigate the complex web of metro routes, is essential to the smooth running of these busy transit networks. Metro passenger information systems have evolved throughout time to accommodate changing urban traveller needs and improve the transportation experience. This can be seen in the transition from simple signage to complex digital displays

IV. TYPES OF LCD DISPLAYS USED IN METRO SYSTEMS

LCD screens are now essential parts of contemporary metro PISs, providing transportation agencies with flexible means of informing passengers of vital information. An array of LCD display types, ranging from interactive touch-screen kiosks to static information boards, are installed in metro networks globally to boost operational efficiency and improve passenger experience.

- **Static Information Boards**

Information boards that are static Probably the most common kind of LCD display used in metro systems are static information boards. These displays, which are usually found in platform areas and station concourses, provide passengers important information like service warnings, station maps, and safety advice. Static information boards have LCD panels that can be easily updated with real-time information, ensuring that passengers receive accurate and timely updates throughout their journey. This is in contrast to previous static signs, which frequently relied on printed materials that were prone to wear and tear.

- **Dynamic Route Maps**

Passengers can see visual representations of the metro network, including station locations, line itineraries, and transfer places, with dynamic route maps, which are interactive LCD screens. In contrast to conventional paper maps, which were frequently antiquated and challenging to read, dynamic route maps make use of LCD technology to present current data in an approachable manner.

- **Departure and Arrival Boards**

On station platforms, departure and arrival boards are LCD screens that show passengers current train timetables, including departure and arrival times as well as service statuses. Passengers rely on these displays to help them plan their routes, predict the arrival of trains, and react to delays or service interruptions.

- **LED-Backlit Displays**

Light-emitting diodes (LEDs) are used in LED-backlit LCD panels to produce illumination, improving reading and visibility in low light. These displays are frequently found at platform areas, ticket halls, and station entrances where they function as eye-catching informational and advertising platforms.

V. BLOCK DIAGRAM

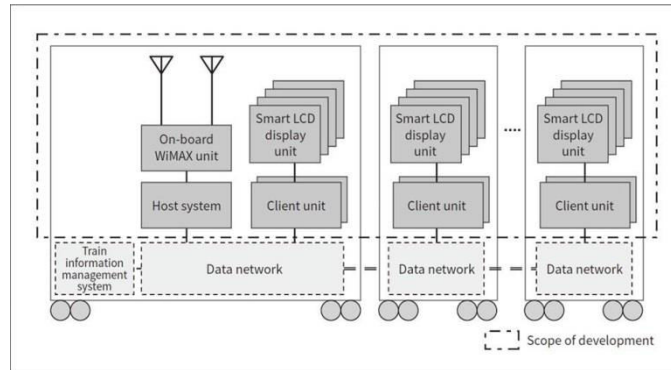


Fig 1: Block Diagram of the Passenger Information Display System.

The passenger information display is made up of a host system, client units, smart LCD display units.

The block diagram illustrates how these components interact with each other to provide a comprehensive passenger information system. The host system receives data from various sources and sends it to the client units, which then display the information to passengers through the smart LCD display units. The car control unit, MMI, and other components work together to control and update the system in real-time, ensuring that passengers have access to accurate and timely information throughout their journey. environments where power availability or reliability may be limited.

Integration with Existing Infrastructure

Integrating LCD displays into existing metro infrastructure can present challenges due to the complexity and diversity of legacy systems and equipment. Metro systems may comprise a wide range of components, including signaling systems, communication networks, ticketing machines, and fare gates, each with its own specifications, interfaces, and protocols.

Case Studies of Prominent Metro Systems Employing LCD Displays

Numerous metro systems around the world have embraced the use of LCD displays as part of their passenger information systems, leveraging the technology to enhance the passenger experience and improve operational efficiency. Below are case studies of three prominent metro systems that have successfully deployed LCD displays:

1. London Underground (United Kingdom)

The London Underground, commonly known as the Tube, is one of the oldest and busiest metro systems in the world, serving millions of passengers each day across its extensive network of lines and stations. In recent years, the Tube has implemented a variety of LCD displays throughout its stations and trains to provide passengers with real-time information about service status, train arrivals, and route maps.

These interactive displays allow passengers to view the entire Tube network, including station locations, line routes, and transfer points, and plan their journeys accordingly.

2. New York City Subway (United States)

The New York City Subway is the largest metro system in the United States, with hundreds of stations and miles of track spanning the city's five boroughs. To improve the passenger experience and provide travelers with timely information about train schedules and service changes, the subway system has deployed a variety of LCD displays throughout its stations and trains.

3. Tokyo Metro (Japan)

The Tokyo Metro is one of the most advanced and efficient metro systems in the world, serving millions of passengers each day across its extensive network of lines and stations. To meet the needs of its passengers and provide them with the information they need to navigate the system, the Tokyo Metro has deployed a variety of LCD displays throughout its stations and trains.

VI. CHALLENGES AND LIMITATIONS

While LCD panels provide many advantages for metro systems, there are a number of issues and restrictions with them as well, which need to be resolved in order to guarantee their deployment and use. When incorporating LCD displays into the current metro infrastructure, transportation authorities confront a number of challenges, ranging from maintenance and durability concerns to compatibility issues with legacy technologies. To fully utilise LCD displays' potential to improve passenger experience and operational efficiency in metro systems, it is imperative to comprehend these issues and devise solutions to solve them.

- **Maintenance and Durability Concerns**

One of the primary challenges associated with LCD displays in metro systems is maintenance and durability concerns. LCD displays are exposed to harsh environmental conditions, including temperature fluctuations, humidity, and dust, which can impact their performance and longevity. Overtime, LCD displays may experience issues such as screen burn-in, pixel degradation, and physical damage, necessitating regular maintenance and repair to ensure optimal functionality.

- **Vulnerability to Vandalism and Theft**

Another challenge facing LCD displays in metro systems is their vulnerability to vandalism and theft. Metro stations and trains are often targets for vandalism, graffiti, and theft, posing a significant risk to the integrity and functionality of LCD displays. Vandalism can range from minor acts of graffiti to more severe damage, such as scratching or smashing display screens, which can impair visibility and readability.

- **Compatibility Issues with Legacy Systems**

LCD displays may encounter compatibility issues when integrating with legacy systems and infrastructure within metro networks. Many metro systems rely on outdated or proprietary technologies for signaling, communication, and control, which may not be compatible with modern LCD display interface and protocols. As a result, transit authorities may face challenges when integrating LCD displays into existing metro infrastructure, including compatibility issues with legacy hardware and software systems.

- **Power Consumption and Energy Efficiency**

LCD displays consume significant amounts of power, particularly when operating at high brightness levels or displaying dynamic content such as video or animations. This can lead to increased energy consumption and higher operating costs for metro systems, particularly in environments where power availability or reliability may be limited.

- **Integration with Existing Infrastructure**

Integrating LCD displays into existing metro infrastructure can present challenges due to the complexity and diversity of legacy systems and equipment. Metro systems may comprise a wide range of components, including signaling systems, communication networks, ticketing machines, and fare gates, each with its own specifications, interfaces, and protocols

VII. HARDWARE REQUIREMENTS

i. LCD Panel




Fig 2: LCD Panel

The core component of the display, the LCD panel consists of liquid crystal cells sandwiched between two glass

substrates. It modulates light to produce images and is available in various sizes and resolutions depending on the application. These panels are designed to provide clear and vibrant visuals in indoor settings, such as metro stations and trains. The LCD panels used in metro displays are typically network version AD types, ranging in screen sizes from 20 to 30 inches, and are often installed in a combined manner for efficient information dissemination. Additionally, the LCD panels used in metro installations are manufactured with specific quality standards to ensure durability and optimal performance in high- traffic environments like metro systems.

ii. Backlight Unit (BLU)




Fig 3: Backlight Unit for LCD

Provides illumination to the LCD panel, ensuring that the displayed images are visible. LED (Light Emitting Diode) backlighting is commonly used due to its efficiency, brightness, and longevity. The backlight unit allows for adjustable brightness levels. This is important because metro stations can have varying ambient light conditions throughout the day. Backlights can enhance the contrast of the information displayed on the screen. Modern backlight units are designed to be energy- efficient. They often incorporate technologies like LED backlighting, which consume less power compared to older backlight technologies. They are often built to withstand temperature variations, vibrations, and other environmental factor.

iii. PCB Board



Fig 4(a): PCB Board Top



Fig 4(b): PCB Board Bottom

These boards are responsible for converting incoming electrical signals into the necessary commands to drive the LCD

panel, controlling aspects like brightness, contrast, and color reproduction. Driver boards used in metro LCD displays are designed to be compatible with specific screen sizes and resolutions, ensuring seamless integration and efficient operation in metro environments. They are essential components that enable the effective functioning of LCD screens in providing information to passengers in metro stations and trains.

iv. Power Supply

The power supply used in LCD screen displays for metro applications typically involves a combination of voltage and current specifications to ensure reliable operation. The power supply must be able to operate consistently without failure, as interruptions in display power could disrupt critical information in a metro system. The power supply should deliver stable voltage and current to ensure consistent performance and prevent damage to the LCD screens. Depending on the installation location and space constraints, the power supply should be compact and possibly ruggedized to withstand the metro environment.




Fig 5: Power Supply

v. Connectors and Cable

Connectors and cables facilitate the transmission of data between different components of the passenger information display system. Connectors and cables are designed to maintain signal integrity throughout the transmission process. They help minimize signal interference, noise, and data loss, ensuring that information is accurately transmitted between devices without degradation in quality or performance. Metro environments can expose connectors and cables to various weather conditions such as humidity, temperature fluctuations, and exposure to dust and moisture.

By integrating these hardware components effectively, manufacturers can produce LCD screen displays suitable for deployment in metro systems, providing passengers with essential information, wayfinding assistance, advertising, and entertainment during their commutes.



Fig 6: Connectors and Cable

VIII. FUTURE TRENDS

- **Interactive Displays:** LCD screens may evolve to become more interactive, allowing passengers to engage with maps, schedules, and other information directly on the screen. This could include touch capabilities or gesture recognition technology.
- **Integration with IoT:** Integration with the Internet of Things (IoT) could enable real-time data updates, such as train schedules, delays, and emergency notifications, providing passengers with more accurate and timely information.
- **Enhanced Data Visualization:** LCD displays may incorporate advanced data visualization techniques, such as 3D maps, augmented reality overlays, or dynamic content that changes based on passenger flow and demand.
- **Energy Efficiency:** Future LCD displays may prioritize energy efficiency through the use of low-power technologies like OLED (Organic Light Emitting Diode) screens or improved backlighting systems, reducing overall energy



consumption.

- Customization and Personalization: Metro systems might implement LCD screens that can customize information based on passenger preferences, languages, accessibility needs, or even personalized advertisements.
- Adaptive Content: LCD screens may employ artificial intelligence algorithms to deliver adaptive content, such as suggesting alternative routes during disruptions, highlighting points of interest, or providing relevant news and updates.

IX. CONCLUSION

LCD screen displays play a crucial role in modern metro systems, providing passengers with vital information such as train schedules, routes, announcements, and safety instructions. These displays serve as essential communication tools, enhancing the overall passenger experience and contributing to the efficiency and safety of metro operations.

In metro environments, LCD screen displays must meet specific requirements to withstand the unique challenges they encounter. They need to be durable, reliable, and capable of delivering clear, visible information in various lighting conditions and temperatures. Furthermore, the connectors and cables used in these displays must be robust, waterproof, and resistant to environmental factors such as dust, humidity, and temperature fluctuations.

The integration of LCD screen displays into metro systems offers numerous benefits. Firstly, they provide real-time information to passengers, helping them navigate the metro network efficiently and plan their journeys effectively. This improves passenger satisfaction and reduces the likelihood of confusion or delays. Additionally, LCD displays can enhance safety by delivering important announcements, emergency alerts, and evacuation procedures in the event of an incident or emergency.

In conclusion, LCD screen displays are essential elements of metro systems, providing passengers with vital information, enhancing safety, and contributing to overall efficiency and passenger satisfaction. By meeting the specific requirements of metro environments and incorporating technological advancements, LCD displays will continue to play a central role in shaping the future of urban transportation systems.

X. RESULT

Aspect	Result
Improved Passenger Information	✓ Increased clarity and visibility
System Reliability	✓ Minimal downtime and technical issues
Maintenance Costs	✓ Reduced due to durable display panels
Compliance	IP54 (dust and water resistant)
Screen Size	10 inches
Resolution	1920 x 1080 pixels
Display Technology	TFT LCD
Brightness	400 nits
Mounting Options	Wall mount, ceiling mount, stand
Connectivity	HDMI, VGA, USB
Viewing Angle	178 degrees (H/V)

REFERENCES

1. International Association of Public Transport (UITP). (2018). "Passenger Information Systems in Public Transport: Best Practices Guide." Retrieved from <https://www.uitp.org/publications/passenger-information-systems-in-public-transport-best-practices-guide/>
2. World Bank. (2018). "Urban Transport Development: A Global Perspective." Retrieved from <https://www.worldbank.org/en/topic/transport/publication/urban-transport-development-a-global-perspective>
3. Liu, Y., & Zhang, X. (2019). "Enhancing Passenger Information Systems in Metro Stations: A Review." *Sustainable Cities and Society*, 50, 101646. doi:10.1016/j.scs.2019.101646
4. International Union of Railways (UIC). (2019). "Railway Passenger Information Systems: State-of-the-Art and Future Developments." Retrieved from https://uic.org/IMG/pdf/railway_passenger_information_systems.pdf
5. Deloitte. (2019). "Smart Mobility in Metro Systems: Industry Insights Report." Retrieved from <https://www2.deloitte.com/global/en/pages/manufacturing/articles/smart-mobility-in-metro-systems.html>
6. Lin, J., & Chen, W. (2020). "A Review of Passenger Information Systems in Metro Systems." *Transportation Research Procedia*, 45, 787-794. doi:10.1016/j.trpro.2020.03.135
7. European Commission. (2020). "Urban Mobility in Smart Cities: A Comprehensive Review." Retrieved from https://ec.europa.eu/transport/themes/urban_en



INTERNATIONAL
STANDARD
SERIAL
NUMBER
INDIA



INTERNATIONAL JOURNAL OF INNOVATIVE RESEARCH

IN SCIENCE | ENGINEERING | TECHNOLOGY

 9940 572 462  6381 907 438  ijirset@gmail.com



www.ijirset.com

Scan to save the contact details