



e-ISSN: 2319-8753 | p-ISSN: 2347-6710

# IJIRSET

International Journal of Innovative Research in  
**SCIENCE | ENGINEERING | TECHNOLOGY**

# INTERNATIONAL JOURNAL OF INNOVATIVE RESEARCH

IN SCIENCE | ENGINEERING | TECHNOLOGY

Volume 13, Issue 10, October 2024

**ISSN** INTERNATIONAL  
STANDARD  
SERIAL  
NUMBER  
INDIA

**Impact Factor: 8.524**

9940 572 462

6381 907 438

[ijirset@gmail.com](mailto:ijirset@gmail.com)

[www.ijirset.com](http://www.ijirset.com)

# Plant Pathology in the Age of Climate Change: Challenges and Adaptations

Dr. Alok Kumar Srivastav, Dr. Priyanka Das, Dr. Poonam Jaiswal, Dr. Vandita Parashar

Department of Health Science, University of the People, Pasadena, California, United States

Department of Health Science, University of the People, Pasadena, California, United States

Department of Microbiology, SAGE University, Indore, India

Department of Biotechnology, Choithram College of Professional Studies, Indore, India

**ABSTRACT:** Climate change is profoundly altering plant pathology by shifting pathogen dynamics, introducing new threats, and affecting host-pathogen interactions. Rising temperatures, changing precipitation patterns, and increased frequency of extreme weather events are influencing the spread and severity of plant diseases. This chapter explores the multifaceted impacts of climate change on plant pathology, including the emergence of new pathogens and the evolution of existing ones. It also examines adaptation and mitigation strategies, such as advanced breeding techniques, integrated pest management (IPM), early warning systems, and climate-smart agricultural practices. Case studies, including wheat rust in East Africa and late blight in potatoes, illustrate effective management approaches. Future directions include advancing pathogen genomics, resilience breeding, and policy development. The chapter emphasizes the need for interdisciplinary collaboration and innovation to address the challenges posed by climate change and ensure sustainable agricultural systems.

**KEYWORDS:** Climate Change, Plant Pathology, Genetic Engineering, Agricultural Sustainability, Resilience Breeding, Integrated Pest Management, Climate-Smart Agriculture.

## I. INTRODUCTION

In the current era of rapid climate change, plant pathology is encountering a range of unprecedented challenges. As the global climate undergoes significant transformations, the dynamics of plant diseases are changing, posing threats to crop health, food security, and biodiversity. However, these challenges also drive innovation in plant pathology, offering opportunities for new adaptive strategies and technological advancements. This chapter explores the complex impacts of climate change on plant diseases, the challenges they present, and the adaptive strategies that plants and scientists are employing to mitigate these effects.

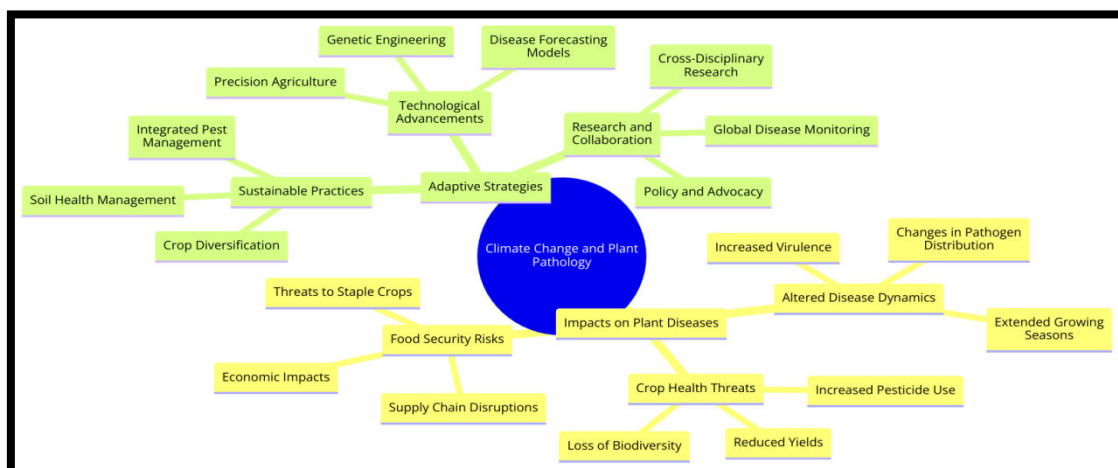


Figure 1: Climate Change and Plant Pathology

## II. THE IMPACT OF CLIMATE CHANGE ON PLANT PATHOLOGY

### Altered Disease Dynamics

Climate change influences the distribution, incidence, and severity of plant diseases in several ways, which can be broadly categorized into three main factors: temperature shifts, altered precipitation patterns, and extreme weather events.

#### 1. Temperature Shifts

Global warming has led to significant increases in average temperatures, which in turn affect plant-pathogen interactions. Warmer temperatures can extend the geographical range of many pathogens and vectors, introducing diseases to new areas where plants may lack resistance. For instance, the spread of rust fungi, such as *Puccinia graminis* causing wheat rust, has been observed in regions previously too cold for their survival. Higher temperatures can also accelerate the life cycles of many pathogens, increasing the frequency and intensity of disease outbreaks.

Moreover, temperature extremes can stress plants, making them more susceptible to infections. For example, heat stress can compromise the plant immune system, reducing its ability to fend off pathogens. Additionally, temperature fluctuations can affect the timing of pathogen life cycles and plant phenology, potentially leading to increased disease incidence if the periods of plant vulnerability and pathogen activity overlap more frequently.

#### 2. Precipitation Patterns

Changes in rainfall and humidity significantly impact plant disease dynamics. Increased humidity and rainfall can create favorable conditions for the growth and spread of fungal and bacterial diseases. For example, prolonged wet conditions are ideal for the proliferation of downy mildews and blights, such as *Phytophthora infestans*, which causes late blight in potatoes and tomatoes. Conversely, decreased rainfall and drought conditions can stress plants, making them more vulnerable to opportunistic pathogens.

Drought stress, while generally reducing the incidence of water-dependent pathogens, can lead to increased susceptibility to others, such as root pathogens and those that thrive in dry conditions. Additionally, drought-stressed plants may have weakened physical barriers and immune responses, making them more prone to infections by secondary pathogens.

#### 3. Extreme Weather Events

Extreme weather events, including hurricanes, floods, and droughts, directly impact plant health and disease dynamics. These events can physically damage plants, creating wounds that serve as entry points for pathogens. Flooding can disseminate soil-borne pathogens, spreading diseases like root rot over large areas. Hurricanes and strong winds can disperse spores and other propagules of fungal pathogens over great distances, facilitating new outbreaks.

Extreme weather events also disrupt ecosystems, altering the balance between pathogens and their hosts. For instance, floods can change soil composition and microbial communities, affecting the prevalence of certain soil-borne diseases. Additionally, recovery from extreme weather events often involves replanting, which can introduce new plant material that might harbor pathogens.

### Emerging Pathogens

Climate change can facilitate the emergence of new plant diseases by accelerating pathogen evolution and through increased human activity.

#### 1. Pathogen Evolution

Higher temperatures and altered environmental conditions can accelerate the mutation rates of pathogens, leading to the evolution of more virulent strains. This rapid evolution can result in the emergence of new diseases or the adaptation of existing ones to previously resistant plant varieties. For example, changes in climate conditions have been linked to the evolution of new virulent strains of the rice blast fungus, *Magnaporthe oryzae*.

Pathogen evolution is not limited to changes in virulence. Climate-induced shifts in ecosystems can lead to the emergence of pathogens that were previously not considered significant threats. The increased prevalence of such "emerging pathogens" can pose new challenges for plant disease management.

## 2. Introductions through Human Activity

Global trade and travel have increased the likelihood of exotic pathogens being introduced to new regions. Climate change may enhance their establishment and spread if the new environments become more suitable for their survival and proliferation. For instance, the introduction of the coffee leaf rust pathogen, *Hemileia vastatrix*, into coffee-growing regions has been exacerbated by climate changes that favor its spread.

The movement of plant material, whether through agriculture, horticulture, or accidental introductions, can facilitate the spread of pathogens. Once established, these pathogens can thrive in new environments, particularly if climate conditions are favorable.

### Host-Pathogen Interactions

The interactions between plants and pathogens are highly sensitive to environmental conditions. Climate change can disrupt these interactions in several ways.

#### 1. Altering Plant Physiology

Elevated CO<sub>2</sub> levels and temperatures can change plant physiology, affecting their resistance to diseases. For example, increased CO<sub>2</sub> can lead to denser leaf canopies, creating microclimates that favor pathogen development. Changes in leaf surface properties, such as wax composition and stomatal density, can influence pathogen attachment and invasion. Elevated temperatures can also alter plant metabolism, potentially affecting the production of defensive compounds that are crucial for pathogen resistance.

Additionally, climate change can influence the phenology of plants, altering the timing of flowering, fruiting, and other developmental stages. These changes can affect the synchronization between plants and their pathogens, potentially increasing the vulnerability of plants during critical stages of development.

#### 2. Stress-Induced Susceptibility

Plants under abiotic stress, such as drought or heat, often exhibit weakened immune responses, making them more vulnerable to pathogens. Drought stress, for example, can reduce the plant's ability to produce reactive oxygen species and other defensive compounds that are crucial for resisting infections. Heat stress can similarly compromise the plant immune system, reducing its ability to mount an effective defense against pathogens.

Moreover, abiotic stress can lead to the production of stress-related hormones, such as abscisic acid, which can antagonize immune responses. This hormonal cross-talk can make plants more susceptible to pathogen attack during periods of environmental stress.

## III. ADAPTATIONS AND MITIGATION STRATEGIES

### Breeding and Biotechnology

Developing resistant plant varieties is a cornerstone of managing plant diseases under climate change. Advances in breeding techniques and biotechnology provide powerful tools to enhance plant resilience.

#### 1. Conventional Breeding

Conventional breeding programs focus on incorporating disease resistance traits from wild relatives or other resistant varieties into commercial crops. This process involves identifying and selecting plants with desirable traits, such as resistance to specific pathogens, and cross-breeding them with commercial varieties. For example, breeding programs have developed wheat varieties resistant to rust diseases by incorporating resistance genes from wild relatives.

Marker-assisted selection (MAS) has enhanced the efficiency of conventional breeding by allowing breeders to identify and select plants with specific genetic markers associated with disease resistance. This approach accelerates the breeding process and increases the precision of selecting resistant traits.

#### 2. Genetic Engineering

Advanced biotechnological tools, such as CRISPR-Cas9, allow precise editing of plant genomes to enhance disease resistance. Genetic engineering can introduce resistance genes from other species or modify existing genes to improve

plant defenses. For instance, transgenic crops expressing resistance genes from unrelated species can provide broad-spectrum protection against a range of pathogens.

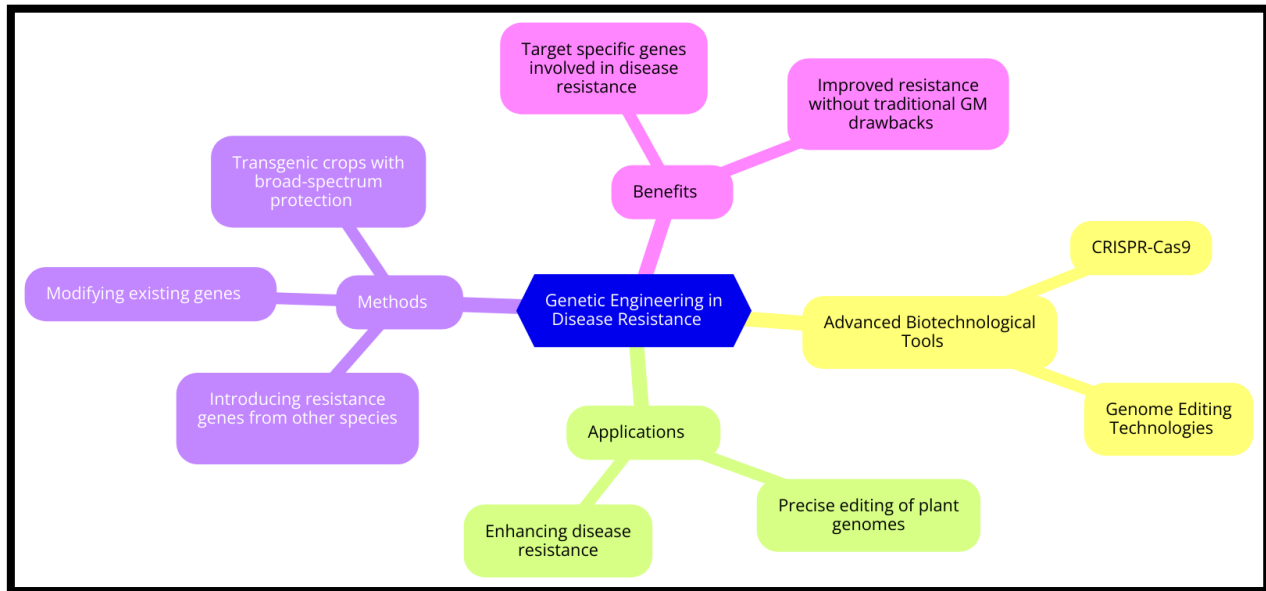


Figure 2: Genetic Engineering in Disease Resistance

Genome editing technologies, such as CRISPR, enable precise modifications of plant DNA, allowing scientists to target specific genes involved in disease resistance. This precision can enhance the development of crops with improved resistance without the drawbacks associated with traditional genetic modification techniques.

### Integrated Pest Management (IPM)

IPM combines biological, cultural, physical, and chemical tools to manage plant diseases sustainably. This holistic approach aims to minimize the reliance on chemical pesticides while maximizing the use of natural and preventive measures.

#### 1. Biological Control

Biological control involves using natural predators, parasitoids, or antagonistic microorganisms to suppress pathogen populations. For example, beneficial fungi, such as *Trichoderma* species, can outcompete or directly inhibit pathogenic fungi in the soil, reducing disease incidence. Similarly, bacterial biocontrol agents, such as *Bacillus* species, can produce antibiotics or induce plant defenses against pathogens.

Biocontrol strategies can be highly specific and environmentally friendly, reducing the need for chemical pesticides. However, they require careful management to ensure their effectiveness and to avoid unintended ecological impacts.

#### 2. Cultural Practices

Cultural practices involve modifying agricultural practices to reduce disease pressure. Crop rotation, for instance, breaks the life cycle of soil-borne pathogens by alternating different crops in the same field. Intercropping, the practice of growing different crops together, can reduce disease spread by creating a more diverse and less favorable environment for pathogens.

Sanitation measures, such as removing infected plant debris, can also reduce disease pressure by eliminating sources of inoculum. Implementing these practices requires an understanding of the specific pathogens and their life cycles to effectively disrupt their establishment and spread.

### 3. Chemical Control

Chemical control involves the judicious use of fungicides and bactericides to manage plant diseases. While chemical control can be effective, it must be integrated with other IPM strategies to minimize the risk of resistance development and environmental impact.

Rotating different classes of chemicals and using them in combination with biological and cultural practices can enhance the effectiveness of chemical control. Additionally, using targeted applications based on disease monitoring and forecasting can reduce the overall use of chemicals and their impact on non-target organisms.

#### Monitoring and Early Warning Systems

Advances in technology and data analytics are revolutionizing disease monitoring and forecasting. These tools enable more precise and timely interventions to manage plant diseases.

### 1. Remote Sensing and GIS

Remote sensing technologies, such as satellite imagery and drones, provide large-scale monitoring of environmental conditions and plant health. Geographic Information Systems (GIS) integrate these data with other environmental and biological information to map disease outbreaks and predict their spread.

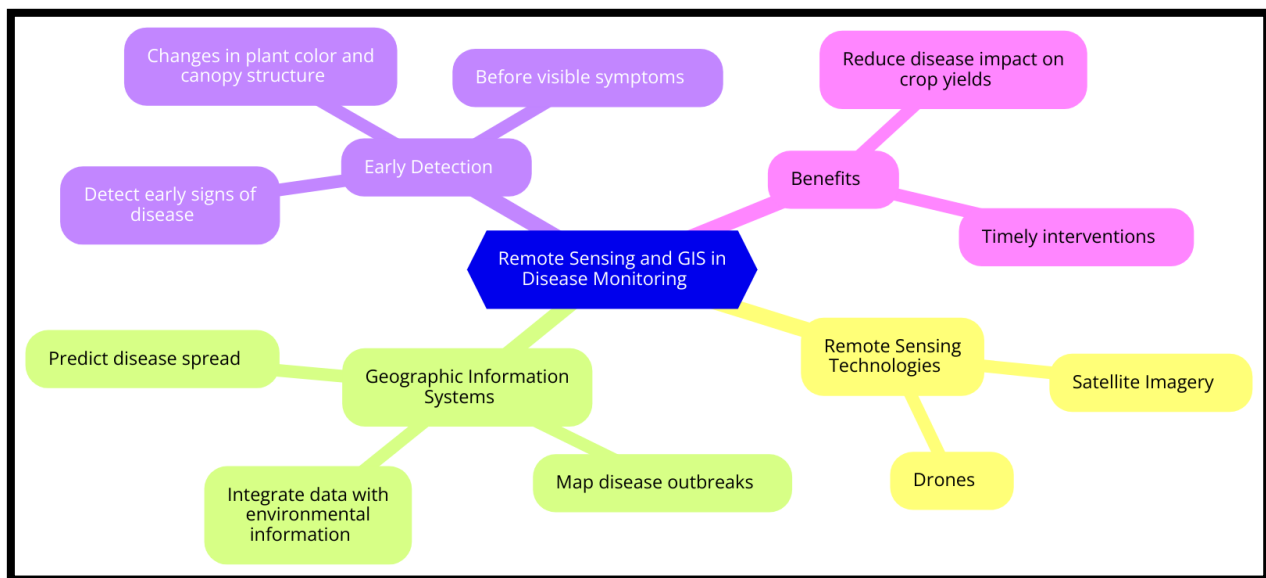


Figure 3: Remote Sensing and GIS in Disease Monitoring

Remote sensing can detect early signs of disease, such as changes in plant color or canopy structure, before symptoms are visible to the naked eye. This early detection allows for timely interventions, reducing the impact of diseases on crop yields.

### 2. Big Data and Machine Learning

Analyzing vast amounts of climatic, environmental, and biological data using machine learning algorithms can improve disease prediction models. Machine learning can identify complex patterns and correlations that traditional statistical methods might miss, enhancing the accuracy of disease forecasts.

These advanced analytical tools can guide decision-making in disease management, helping farmers and researchers to implement timely and effective control measures. By integrating data from multiple sources, machine learning models can provide more comprehensive and reliable predictions.

### Climate-Smart Agriculture

Climate-smart agricultural practices aim to enhance the resilience of farming systems to climate change while reducing their environmental impact. These practices include soil health management, water management, and diversification.

#### 1. Soil Health Management

Improving soil health through practices such as cover cropping, reduced tillage, and organic amendments can enhance plant vigor and disease resistance. Healthy soils support diverse microbial communities that can suppress pathogens and improve nutrient availability to plants.

Cover cropping involves growing non-cash crops during off-seasons to protect and improve soil. These cover crops can reduce soil erosion, improve soil structure, and add organic matter to the soil, enhancing its health and resilience.

#### 2. Water Management

Efficient irrigation systems, such as drip irrigation, reduce water stress and minimize conditions favorable for pathogen proliferation. Drip irrigation delivers water directly to the root zone, reducing the humidity around the plant canopy and the risk of foliar diseases.

Water management practices that reduce waterlogging and ensure adequate drainage can also prevent the establishment of water-dependent pathogens. Implementing these practices requires careful planning and monitoring to balance water use efficiency and disease prevention.

#### 3. Diversification

Promoting agricultural biodiversity through crop diversification and polycultures can reduce disease spread and severity. Diverse cropping systems can disrupt pathogen life cycles and reduce the overall susceptibility of the system to diseases.

Polycultures, which involve growing multiple crop species together, can create a more complex and resilient agricultural ecosystem. The increased diversity can reduce the likelihood of widespread disease outbreaks and enhance the system's overall health and productivity.

## IV. CASE STUDIES

### Wheat Rust in East Africa

Wheat rust, caused by the fungus *Puccinia graminis*, poses a significant threat to wheat production in East Africa. Climate change has altered the pathogen's range and virulence, exacerbating the challenge for farmers. Through collaborative international efforts, resistant wheat varieties have been developed, and early warning systems using mobile technology help farmers manage outbreaks.

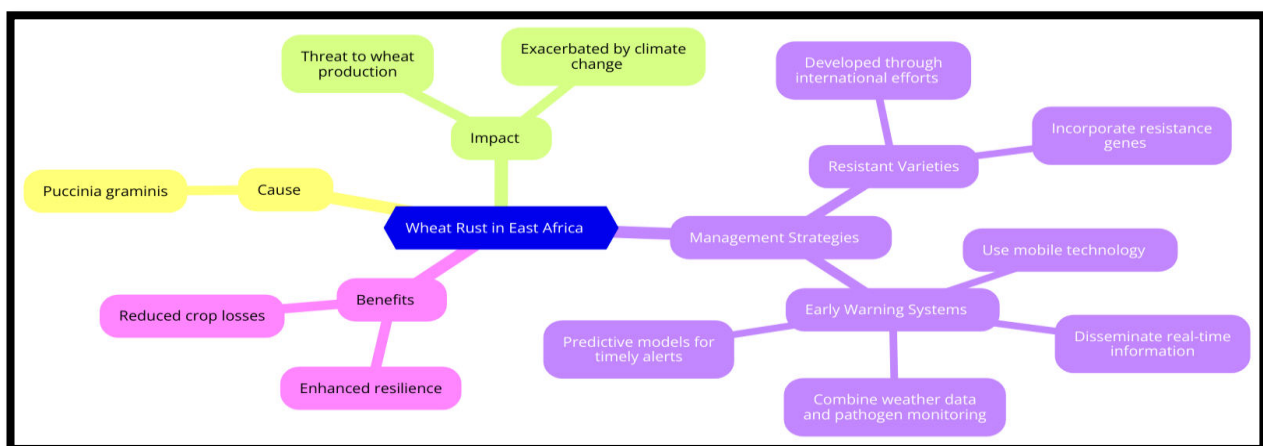


Figure 4: Wheat Rust in East Africa

The development of resistant varieties involves identifying and incorporating resistance genes from diverse sources, including wild relatives and landraces. These efforts have led to the release of varieties with improved resistance to multiple rust strains, enhancing the resilience of wheat production in the region.

Early warning systems leverage mobile technology to disseminate real-time information about disease risks and recommended management practices. These systems combine weather data, pathogen monitoring, and predictive models to provide timely alerts to farmers, enabling them to take preventive measures and reduce crop losses.

### Phytophthora infestans in Potatoes

The late blight disease, caused by *Phytophthora infestans*, is exacerbated by wet and cool conditions. In regions experiencing increased rainfall due to climate change, integrated approaches combining resistant varieties, fungicide application, and improved agronomic practices have been employed to manage the disease effectively.

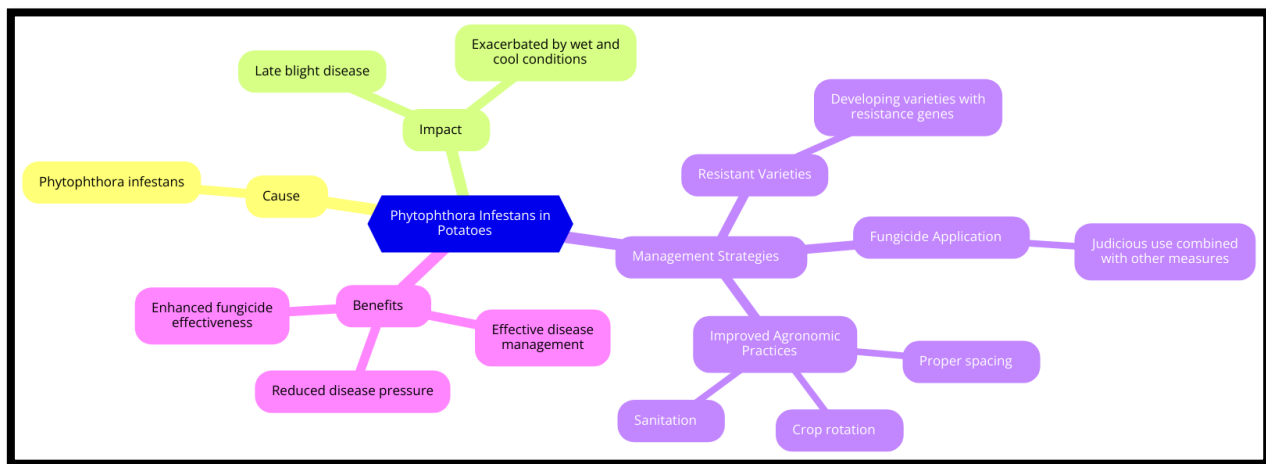


Figure 5: Phytophthora infestans in Potatoes

Developing resistant potato varieties involves identifying and incorporating genes that confer resistance to multiple strains of *P. infestans*. These efforts have resulted in varieties that can withstand the pathogen under diverse environmental conditions.

Fungicide application, when used judiciously and in combination with other control measures, remains a critical component of late blight management. Improved agronomic practices, such as crop rotation, proper spacing, and sanitation, further reduce disease pressure and enhance the effectiveness of fungicide treatments.

## V. FUTURE DIRECTIONS

### Research and Innovation

Ongoing research is crucial to understand the complex interactions between climate change and plant pathology. Areas of focus include pathogen genomics, resilience breeding, and ecological approaches to disease management.

#### 1. Pathogen Genomics

Studying the genetic basis of pathogen adaptation to changing climates can inform breeding and management strategies. Genomic tools can identify the genes and pathways involved in pathogen virulence and host resistance, providing insights into the mechanisms of disease evolution.

Pathogen genomics can also facilitate the development of diagnostic tools for early detection and monitoring of emerging pathogens. These tools can enhance surveillance efforts and guide targeted interventions to prevent disease outbreaks.



## 2. Resilience Breeding

Developing crops with enhanced resilience to both abiotic and biotic stresses through traditional and modern breeding techniques is essential. This approach involves integrating multiple traits, such as drought tolerance, heat resistance, and disease resistance, to create robust crop varieties.

Resilience breeding requires a multidisciplinary approach, combining insights from plant physiology, genetics, and environmental sciences. Collaborative efforts between researchers, breeders, and farmers can accelerate the development and adoption of resilient crop varieties.

## 3. Ecological Approaches

Investigating ecosystem-level approaches to disease management, such as promoting beneficial microbial communities that suppress pathogens, offers sustainable solutions. These approaches leverage the natural interactions within ecosystems to enhance plant health and resilience.

Ecological approaches can include practices such as agroforestry, habitat diversification, and the use of cover crops to enhance biodiversity and ecosystem services. These practices can create more resilient agricultural systems that are better equipped to withstand the impacts of climate change and disease pressures.

## Policy and Education

Policies supporting sustainable agriculture and plant health are essential for addressing climate-induced challenges. These policies should promote research, innovation, and the adoption of climate-smart practices.

### 1. Regulations and Incentives

Policies that promote the adoption of climate-smart practices and support research and development in plant pathology are critical. Incentives for farmers to implement sustainable practices, such as subsidies for cover crops and conservation tillage, can enhance adoption rates.

Regulations that ensure the responsible use of chemical pesticides and promote integrated pest management can also reduce the environmental impact of disease management practices. Collaborative efforts between policymakers, researchers, and stakeholders can create a supportive framework for sustainable agriculture.

### 2. Extension Services

Strengthening extension services to educate farmers on best practices for disease management under changing climatic conditions is essential. Extension services can provide training, resources, and support to help farmers implement effective disease management strategies.

By facilitating knowledge transfer and encouraging the adoption of new technologies and practices, extension services play a crucial role in enhancing the resilience of agricultural systems. Partnerships between extension services, research institutions, and farming communities can enhance the effectiveness of these efforts.

### 3. International Collaboration

Global cooperation in research, information sharing, and resource mobilization is necessary to tackle transboundary plant disease threats. International collaboration can enhance the capacity of countries to respond to emerging diseases and adapt to climate change.

Collaborative efforts can include joint research projects, shared databases, and coordinated surveillance and response systems. By working together, countries can leverage their collective expertise and resources to address the complex challenges posed by climate change and plant pathology.

## VI. CONCLUSION

Climate change presents significant challenges to plant pathology, but also opportunities for innovation and adaptation. By integrating advanced scientific research, sustainable agricultural practices, and robust policy frameworks, we can mitigate the impacts of climate change on plant health and ensure food security for future generations. The path

forward requires a collaborative effort across disciplines and borders to safeguard our crops and ecosystems in the face of an uncertain climate future.

Addressing the challenges of climate change and plant pathology requires a holistic and adaptive approach. By embracing innovation, fostering collaboration, and promoting sustainable practices, we can build resilient agricultural systems capable of withstanding the impacts of climate change and ensuring the health and productivity of our crops for generations to come.

#### REFERENCES

1. Anderson, P. K., Cunningham, A. A., Patel, N. G., Morales, F. J., Epstein, P. R., & Daszak, P. (2004). Emerging infectious diseases of plants: Pathogen pollution, climate change, and agrotechnology drivers. *Trends in Ecology & Evolution*, 19(10), 535–544.
2. Beddington, J. (2011). Achieving food security in the face of climate change: Summary for policymakers from the Commission on Sustainable Agriculture and Climate Change. CGIAR Research Program on Climate Change, Agriculture and Food Security (CCAFS).
3. Bhowmick, R., Srivastav, A. K., & Das, P. (2021). The Role of Probiotic Lactic Acid Bacteria and Bifidobacterium in the Prevention and Treatment of Colitis. *Plant Cell Biotechnology and Molecular Biology*, 22(35&36), 410-420.
4. Chakraborty, S., & Newton, A. C. (2011). Climate change, plant diseases and food security: An overview. *Plant Pathology*, 60(1), 2–14.
5. Garrett, K. A., Dendy, S. P., Frank, E. E., Rouse, M. N., & Travers, S. E. (2006). Climate change effects on plant disease: Genomes to ecosystems. *Annual Review of Phytopathology*, 44, 489–509.
6. Ghodke, B. S., Das, P., & Srivastav, A. K. (2022). An analytical study to understand the mechanism behind derailing the aspartate pathway of *Mycobacterium tuberculosis* to eradicate persistent infection. *International Journal for Innovative Research in Multidisciplinary Field*, 8(7), 78-90.
7. Huang, Y., Guo, J., & Li, L. (2020). Genetic engineering of crops for resilience to climate change and diseases. *Plant Biotechnology Journal*, 18(3), 751–768.
8. Jaiswal, P., & Srivastav, A. K. (2020). An analytical study on production and characterisation of extracellular antimicrobial peptides of *Lactobacillus*. *European Journal of Molecular & Clinical Medicine*, 7(9), 3873-3887.
9. Jaiswal, P., & Srivastav, A. K. (2021). A Study on the Assessment of the Antimicrobial Susceptibility Pattern of Microorganisms Present in Yogurt. *Annals of the Romanian Society for Cell Biology*, 25(6), 15171-15183.
10. Jaiswal, P., & Srivastav, A. K. (2021). An analytical study on formulation of probiotic chocolates using lyophilized cells of *Lactobacillus*. *Plant Cell Biotechnology and Molecular Biology*, 22(41&42), 320-329.
11. Jones, R. A. C. (2009). Plant virus emergence and evolution: Origins, new encounter scenarios, factors driving emergence, effects of changing world conditions, and prospects for control. *Virus Research*, 141(2), 113–130.
12. Pathak, N., & Srivastav, A. K. (2020). Phytochemical screening and characterization of *Withania somnifera* for their antimicrobial and antioxidant activity. *European Journal of Molecular & Clinical Medicine*, 7(9), 3287-3298.
13. Pautasso, M., Döring, T. F., Garbelotto, M., Pellis, L., & Jeger, M. J. (2012). Impacts of climate change on plant diseases—Opinions and trends. *European Journal of Plant Pathology*, 133(1), 295–313.
14. Savary, S., Willocquet, L., Pethybridge, S. J., Esker, P., McRoberts, N., & Nelson, A. (2019). The global burden of pathogens and pests on major food crops. *Nature Ecology & Evolution*, 3(3), 430–439.
15. Scherm, H., & Coakley, S. M. (2003). Plant pathogens in a changing world. *Australasian Plant Pathology*, 32(2), 157–165.
16. Srivastav, A. K., & Das, P. (2024). Biopharmaceutical production in plant-based systems: Current status and future prospects. *International Journal of Zoological Investigations*, 10(1), 157-167.
17. Srivastav, A. K., & Suriyakala, P. C. (2021). Chemical mutants enable the photoresponsive synthesis of hyaluronic acid from *Streptococcus equi*. *Natural Volatiles & Essential Oils*, 8(3), 371-381.
18. Srivastav, A. K., & Suriyakala, P. C. (2022). Hyaluronic acid generated by *Streptococcus zooepidemicus* is recovered utilizing PEG-citrate aqueous two phase systems. *Journal of Pharmaceutical Negative Results*, 13(1), 100-108.
19. Srivastav, A. K., & Suriyakala, P. C. (2023). Biotechnological production and purification of hyaluronic acid from *Streptococcus zooepidemicus*. *Journal of Pharmaceutical Negative Results*, 14(2), 78-83.
20. Strange, R. N., & Scott, P. R. (2005). Plant disease: A threat to global food security. *Annual Review of Phytopathology*, 43, 83–116.



INTERNATIONAL  
STANDARD  
SERIAL  
NUMBER  
INDIA



# INTERNATIONAL JOURNAL OF INNOVATIVE RESEARCH

IN SCIENCE | ENGINEERING | TECHNOLOGY

 9940 572 462  6381 907 438  [ijirset@gmail.com](mailto:ijirset@gmail.com)



[www.ijirset.com](http://www.ijirset.com)

Scan to save the contact details