



e-ISSN: 2319-8753 | p-ISSN: 2347-6710

IJRSET

International Journal of Innovative Research in
SCIENCE | ENGINEERING | TECHNOLOGY



INTERNATIONAL JOURNAL OF INNOVATIVE RESEARCH

IN SCIENCE | ENGINEERING | TECHNOLOGY

Volume 13, Issue 10, October 2024

ISSN INTERNATIONAL
STANDARD
SERIAL
NUMBER
INDIA

Impact Factor: 8.524

9940 572 462

6381 907 438

ijrset@gmail.com

www.ijrset.com

Smart Blood and Organ Donation System

Deep Tayade¹, Rohan Kumar Singh², Aditi Kashyap³, Anjali Roy⁴, Prof. Pradeep Patil⁵

Department of Computer Engineering, Sandip Institute of Technology and Research Centre, Nashik, India

Associate Professor, Department of Computer Engineering, Sandip Institute of Technology and Research Centre,
Nashik, India

ABSTRACT: The rapid advancements in healthcare technology have necessitated the development of more efficient and secure systems for blood and organ donations. Traditional systems face multiple challenges, including delays in donor-recipient matching, logistical inefficiencies, and data security concerns. This paper presents a Smart Blood Bank and Organ Donation System that integrates cloud computing, Artificial Intelligence (AI), Blockchain, and IoT to streamline the donation process, ensuring real-time tracking of resources, optimized matching of donors and recipients, and enhanced data security. By automating critical aspects of the donation process, this system addresses the urgent need for timely and reliable healthcare resources, especially in emergency situations. Our findings indicate that implementing this smart system can reduce wastage, improve patient outcomes, and provide a scalable and secure solution for the global healthcare community.

KEYWORDS: Blood Donation, Organ Donation, Cloud Computing, Artificial Intelligence (AI), Blockchain, Internet of Things (IoT), Healthcare, Donor-Recipient Matching.

I. INTRODUCTION

The healthcare industry is constantly evolving to meet the growing needs of patients requiring blood transfusions and organ transplants. However, traditional systems used to manage blood and organ donations suffer from inefficiencies, leading to delayed responses, mismatched donors and recipients, and wastage of critical resources. According to the World Health Organization (WHO), millions of lives are lost each year due to the inability to meet the demand for blood and organs. This paper proposes a Smart Blood Bank and Organ Donation System that leverages cloud computing, AI, IoT, and Blockchain technologies to revolutionize how these donations are managed, matched, and delivered.

With the rise of cloud computing, healthcare providers can now manage vast amounts of donor data and ensure real-time access to critical resources. Cloud-based systems enable seamless communication between donors, hospitals, and patients, ensuring that blood and organs reach those in need at the right time. Our system aims to integrate these technologies to enhance the effectiveness of blood and organ donation systems, providing a scalable, secure, and efficient solution that addresses current challenges.

II. LITERATURE SURVEY

A) CLOUD COMPUTING FOR BLOOD AND ORGAN MANAGEMENT

Cloud computing plays a pivotal role in modernizing blood and organ donation systems by offering scalable storage and real-time data access. **Daniel and Rajasekar (2024)** explored the incorporation of cloud computing into blood bank management, highlighting its ability to securely store and share donor data, enabling real-time communication between donors, recipients, and hospitals. Their cloud-based system for blood donors allowed for more effective responses during emergencies by notifying nearby donors and facilitating quicker blood supply deliveries.

Cloud-based platforms allow for the seamless integration of various healthcare entities, such as hospitals, clinics, and blood banks, providing a unified view of blood inventories and donor availability. This integration ensures that critical resources can be located and dispatched quickly, reducing delays and saving lives.

B) MACHINE LEARNING FOR OPTIMIZED DONOR-RECIPIENT MATCHING

Optimizing donor-recipient matching is essential to improve the success rates of transplants and minimize wastage in blood transfusions. **Patil et al. (2024)** proposed a web-based system using machine learning to enhance the efficiency

of donor-recipient matching for organ transplants. Their system utilized multiple linear regression models to account for complex factors such as blood type compatibility, age, and medical history, optimizing the matching process and improving transplant outcomes.

AI and machine learning can analyze vast amounts of historical and real-time data to predict the best matches between donors and recipients. By using predictive models such as Random Forest and XGBoost, these systems can recommend the most suitable donor based on medical and logistical factors, thereby increasing the chances of successful transplants.

C) BLOCKCHAIN FOR SECURE DATA MANAGEMENT

Blockchain technology has proven to be a reliable solution for ensuring data integrity and security in healthcare. **Manohara et al. (2024)** discussed a Python-driven organ donation system that integrates blockchain to secure sensitive medical data and provide transparent tracking of the entire donation process. Blockchain’s decentralized nature ensures that all transactions—such as donor registration, organ transportation, and transplant confirmation—are logged in an immutable ledger, providing accountability and reducing the risk of fraud.

The integration of blockchain in blood and organ donation systems enhances data security by ensuring that only authorized entities have access to sensitive information. This technology also improves transparency, allowing donors, recipients, and regulatory authorities to monitor the donation process in real-time.

D) IOT-ENABLED BLOOD DONATION SYSTEMS

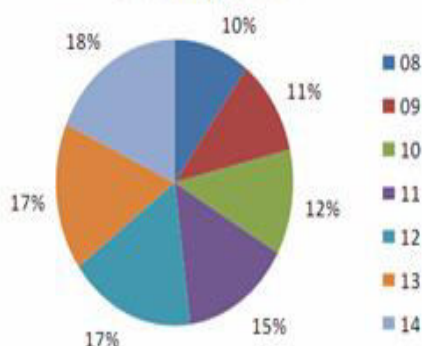
IoT devices are increasingly being used to monitor and track blood units and organs in real-time. **Islam et al. (2024)** proposed a system that integrates IoT-enabled blood vending machines to address the severe blood shortages in Southeast Asia. Their system utilized QR code scanning, chatbots, and Telegram group integrations to ensure efficient communication between hospitals, blood donors, and blood centers. By automating the storage and dissemination of blood units, this system significantly reduced wastage and improved the overall efficiency of blood donations.

IoT devices such as GPS trackers, RFID tags, and temperature sensors can be employed to monitor the status of blood units and organs, ensuring that they are stored at optimal conditions and reach the intended recipients in a timely manner. These devices provide real-time data on location, storage conditions, and expiration dates, improving logistics and reducing resource wastage.

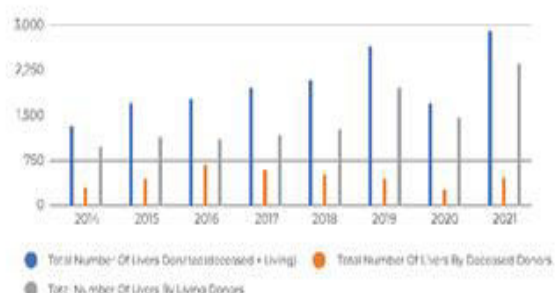
E) FEDERATED LEARNING FOR CENTRALIZED ORGAN DONATION SYSTEMS

Sharma et al. (2024) introduced a Federated Transfer Learning model for a centralized organ donation repository, which improved the accuracy of donor-recipient matching and enhanced the overall system’s predictive capabilities. Federated learning allows for decentralized data analysis, ensuring that sensitive patient information remains secure while still allowing for robust predictive modeling. This approach to organ donation management ensures that hospitals can access the most accurate data without compromising patient privacy. By incorporating federated learning, the system can provide real-time insights into donor availability and optimize the matching process, resulting in better transplant outcomes and reduced waiting times

Pie diagram showing distribution of blood donor according to time



TOTAL NUMBER OF LIVERS DONATED (BY BOTH DECEASED AND LIVING ORGAN DONORS 2014-2021)



III. RELEVANT MATHEMATICAL MODEL ASSOCIATED

The **Smart Blood Bank and Organ Donation System** employs a variety of mathematical models and algorithms to enhance the efficiency, accuracy, and security of the donation process. Each component of the system leverages specific mathematical principles to ensure optimal performance.

1. Donor-Recipient Matching Algorithm

The AI-driven donor-recipient matching algorithm evaluates several variables to calculate a **Compatibility Score** for each potential match. These variables include blood type compatibility, medical history, organ type, geographical proximity, and urgency. The matching algorithm uses machine learning models such as **Random Forest** and **XGBoost** to analyze historical and real-time data, ensuring accurate and fast matches.

2. Similarity Function:

The system uses a similarity function to calculate the compatibility score S_{ij} between a donor i and a recipient j . This can be modeled as:

$$S_{ij} = \alpha_1 f_{\text{blood}}(i, j) + \alpha_2 f_{\text{medical}}(i, j) + \alpha_3 f_{\text{distance}}(i, j) + \alpha_4 f_{\text{urgency}}(i, j)$$

Where:

- $f_{\text{blood}}(i, j)$ represents the blood type compatibility function (1 if compatible, 0 otherwise),
- $f_{\text{medical}}(i, j)$ reflects the similarity in medical history or organ type compatibility,
- $f_{\text{distance}}(i, j)$ is the distance-based function inversely proportional to the geographical distance between donor i and recipient j .
- $f_{\text{urgency}}(i, j)$ accounts for the urgency level of the recipient's condition, weighted higher if the recipient is in critical condition.
- $\alpha_1, \alpha_2, \alpha_3, \alpha_4$ are weights assigned to each factor, depending on their importance.

3. Distance Metric:

The distance $d(i, j)$ between donor and recipient can be calculated using the **Haversine formula** to ensure geographical proximity is considered in real-time:

$$d(i, j) = 2r \cdot \arcsin \left(\sqrt{\sin^2 \left(\frac{\Delta\phi}{2} \right) + \cos(\phi_i) \cdot \cos(\phi_j) \cdot \sin^2 \left(\frac{\Delta\lambda}{2} \right)} \right)$$

Where:

- $r = 6,371$ km $r = 6,371$ (Earth's radius),
- $\Delta\phi = \phi_j - \phi_i$ is the difference in latitudes of donor and recipient,
- $\Delta\lambda = \lambda_j - \lambda_i$ is the difference in longitudes of donor and recipient,
- ϕ_i, λ_i and ϕ_j, λ_j are the latitudes and longitudes of the donor and recipient, respectively.

The donor-recipient match is selected based on the highest **Compatibility Score** S_{ij} .

4. IoT-Based Real-Time Monitoring

IoT devices attached to blood units and organs are responsible for tracking their location and ensuring proper storage conditions (e.g., temperature). For organ transportation, the **Haversine formula** is used to calculate the shortest path between the storage facility and the recipient's hospital.

5. Real-Time Tracking and Distance Calculation:

As the blood units or organs move from one location to another, the IoT system continuously monitors their location using GPS data. The travel distance is recalculated in real-time to ensure that organs are delivered within the permissible window.

The time of delivery t can be estimated by the formula:

$$t = \frac{d(i, j)}{v}$$

Where:

- $d(i, j)$ is the Haversine distance between the storage facility and the hospital,
- v is the average velocity of the transport vehicle.

6. Temperature Monitoring:

The IoT system also tracks the temperature $T(t)$ of blood units and organs during transportation. The temperature is kept within a safe range $[T_{min}, T_{max}]$, and deviations trigger alerts. The system uses temperature control equations to maintain ideal conditions:

$$\frac{dT(t)}{dt} = -k(T(t) - T_{ambient})$$

Where:

- $T(t)$ is the current temperature of the blood unit or organ,
- $T_{ambient}$ is the ambient temperature,
- k is a cooling constant based on the storage unit's insulation.

This ensures that the blood or organ remains within the safe temperature range during transit.

7. Blockchain for Secure Transactions

Blockchain technology is employed to ensure the integrity and security of all data transactions related to donor registration, organ transportation, and blood unit management. The system uses **smart contracts** to automate key actions and verify transactions in a secure, decentralized manner.

8. Smart Contract Transaction:

A smart contract is initiated when a donor match is found. The contract automatically executes actions, such as dispatching blood units or notifying the hospital about an available organ. The logic of the smart contract can be defined as:

$$f_{contract}(x) = \begin{cases} \text{dispatch} & \text{if } x_{donor} = x_{recipient} \text{ and all criteria met} \\ \text{hold} & \text{otherwise} \end{cases}$$

Where:

- X_{donor} is the data of the donor (e.g., blood type, location, organ type),
- $X_{recipient}$ is the data of the recipient,
- The smart contract checks if the donor and recipient criteria match and initiates the dispatch of the organ or blood.

9. Hash Function for Data Integrity:

To secure and verify the data related to each transaction, the blockchain system uses cryptographic hash functions. For each transaction T_i , a unique hash H_i is generated:

$$H_i = h(T_i) = h(\text{donor data} \parallel \text{recipient data} \parallel \text{timestamp})$$

Where:

- h is a cryptographic hash function (e.g., SHA-256),
- \parallel denotes concatenation,
- The hash includes the donor's data, recipient's data, and the timestamp of the transaction.

This ensures that the data cannot be tampered with, as any change in the transaction would result in a completely different hash, invalidating the block.

10. Merkle Tree Structure for Transaction Verification:

To efficiently verify large amounts of transactions, the blockchain uses a **Merkle Tree** structure. Each transaction hash is placed at a leaf node of the tree, and non-leaf nodes store hashes of their child nodes. The Merkle Root Hroot summarizes the entire block of transactions:

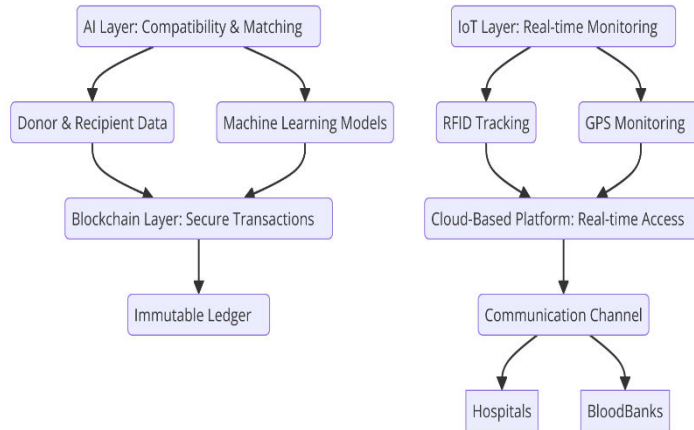
$$H_{root} = h(h(H_1 || H_2) || h(H_3 || H_4))$$

This structure allows efficient verification of any individual transaction without the need to store the entire blockchain.

IV. PROPOSED SYSTEM ARCHITECTURE

The architecture of the Smart Blood Bank and Organ Donation System consists of several interconnected layers:

- 1. IoT Layer:** IoT-enabled devices monitor and track blood units and organs in real-time. RFID tags attached to blood bags ensure accurate tracking of location and condition, while GPS trackers monitor the transportation of organs to hospitals.
- 2. AI Layer:** AI algorithms analyze donor and recipient data to generate compatibility scores and optimize the matching process. Machine learning models are continuously updated based on real-time data, ensuring that the most suitable matches are recommended.
- 3. Blockchain Layer:** The blockchain layer secures all data transactions and records the donation process in an immutable ledger. This ensures that all stakeholders have access to a transparent and tamper-proof record of donations.
- 4. Cloud-Based Platform:** The system is deployed on a cloud-based platform, allowing healthcare providers to access real-time data on donor availability and blood inventories. This platform also facilitates communication between hospitals, donors, and blood banks, ensuring efficient resource allocation.



System Architecture

V. CONCLUSION

The **Smart Blood Bank and Organ Donation System** offers a transformative solution to the challenges faced by traditional donation systems. By integrating cloud computing, AI, IoT, and Blockchain, the system enhances the efficiency of donor-recipient matching, ensures real-time monitoring of resources, and provides secure data management. Future work will focus on expanding the system’s scalability, refining matching algorithms, and integrating new technologies such as federated learning to further optimize the donation process.

REFERENCES

1. Prof. Pradeep Patil, Prof. Anmol Budhewar, Prof. Pramod Patil, Prof. Dr. Naresh Thoutam. (2024) Secure User Identification Using Visual Cryptography And Encryption Techniques
2. Dino Giftlin Daniel, M. Rajasekar. (2024). Blood Bank with Philanthropic Match Maker in Cloud Computing. IEEE. Available: <https://ieeexplore.ieee.org/document/10575685>
3. Aditi Patil, Kaustubh Patil, Roy Kunjumon. (2024). Enhancing Organ Donation: Web-based System for Promoting Awareness with Machine Learning for Optimized Matching. IEEE. Available: <https://ieeexplore.ieee.org/document/10575877>
4. H. T. Manohara, C.N. Nagabushan, Anand J Nagri, Rakshith. K. R. (2024). Python-Driven Organ Management System Based on Django Environment. IEEE. Available: <https://ieeexplore.ieee.org/document/10548788>
5. Rabiul Islam, Ripa Sarkar, Ratna R. Sarkar. (2024). Integrated Blood Donation System with Smart Vending Machines. IEEE. Available: <https://ieeexplore.ieee.org/abstract/document/10561675>
6. Sachin Sharma, Devyanshi Bansal, Supriya Raheja, Sudiksha Sharma. (2024). Federated Transfer Learning for a Centralized Organ Donation Repository. IEEE. Available: <https://ieeexplore.ieee.org/document/10522368>
7. Abu Dabrh, A. M., et al. (2018). "The impact of machine learning algorithms on predicting blood donation." *Artificial Intelligence in Medicine*, 87, 34-43. DOI:10.1016/j.artmed.2018.04.001.
8. Tuleu, O., & Kheiri, M. (2021). "Optimizing Blood Donation Processes: Challenges and Future Directions." *Transfusion Medicine Reviews*, 35(4), 295-303. DOI: 10.1016/j.tmr.2021.08.001.
9. Bhartia, S., & Pradhan, S. (2020). "Developing a Blood Donation Web Application: A Review of Current Technologies." *Journal of Medical Systems*, 44(9), 1-10. DOI: 10.1007/s10916-020-01645-6.
10. Singh, R., & Khanna, A. (2020). "A Survey of Blood Donation Management Systems." *International Journal of Advanced Computer Science and Applications*, 11(7), 290-298. Retrieved from IJACSA.



INTERNATIONAL
STANDARD
SERIAL
NUMBER
INDIA



INTERNATIONAL JOURNAL OF INNOVATIVE RESEARCH

IN SCIENCE | ENGINEERING | TECHNOLOGY

 9940 572 462  6381 907 438  ijirset@gmail.com



www.ijirset.com

Scan to save the contact details