



# International Journal of Innovative Research in Science Engineering and Technology (IJIRSET)

*(A Monthly, Peer Reviewed, Refereed, Scholarly Indexed, Open Access Journal)*



**Impact Factor: 8.699**

**Volume 14, Issue 4, April 2025**

# **IoT-Based on Smart Water Monitoring System and Real Time Quality Testing**

**Sathiskumar R<sup>1</sup>, Srinath S<sup>2</sup>, Subash S<sup>3</sup>, Saran M<sup>4</sup>, Rukkeshwar G<sup>5</sup>**

Department of Electronics and Communication Engineering, Mahendra Institute of Technology, Namakkal (DT),  
Tamilnadu, India

**ABSTRACT:** Water quality and efficient utilization are critical issues in both urban and rural areas, especially with the increasing global demand and climate change impacts. This paper presents an advanced Internet of Things (IoT)-based Smart Water Monitoring System using Arduino, designed for real-time detection and reporting of multiple water parameters, including pH, turbidity, temperature, and flow rate. The proposed system employs multiple calibrated sensors integrated with an Arduino microcontroller and a Wi-Fi module for continuous data transmission to a cloud platform. A web-based dashboard provides real-time visualization and analytics of water quality metrics, enabling remote monitoring and instant alerts for anomalies. The system architecture emphasizes low cost, energy efficiency, and scalability for smart city and industrial deployments. Experimental results validate the system's accuracy and responsiveness, making it a viable solution for sustainable water management. Future enhancements include machine learning-based predictive analysis and blockchain integration for data security and transparency.

**KEYWORDS:** IoT, Smart Water Monitoring, Arduino, Water Quality, Cloud Computing, pH Sensor, Turbidity Sensor, Flow Sensor, Smart City.

## **I. INTRODUCTION**

Water is one of the most essential natural resources, playing a critical role in public health, agriculture, and industrial processes. With rapid urbanization, industrial growth, and climate change, the availability and quality of water have become major global concerns. Traditional methods of water quality testing are often manual, time-consuming, and lack real-time feedback, leading to delayed responses in detecting and mitigating water contamination.

To address these challenges, this paper presents a smart water monitoring system that leverages advanced technologies such as the Internet of Things (IoT), real-time sensing, and cloud computing. The proposed system integrates an Arduino microcontroller with various sensors to monitor key parameters including pH, turbidity, temperature, and flow rate. The sensor data is transmitted wirelessly via a Wi-Fi module to a cloud platform, where it is processed and visualized on a real-time dashboard.

## **II. LITERATURE SURVEY**

Water quality monitoring and management have been extensively researched using various technologies, including IoT, machine learning, and cloud computing. Several studies have proposed different approaches to enhance real-time monitoring, data accuracy, and automation in water management systems.

1.[1] A. Sharma et al., "IoT-Based Water Quality Monitoring System Using Sensors," IEEE Sensors Journal, vol. 20, no. 4, pp. 1234-1245, 2023.

**IoT-Based Water Monitoring Systems:**

In [1], the authors proposed an IoT enabled water quality monitoring system utilizing pH, turbidity, and temperature sensors integrated with a microcontroller for real-time data collection. The system transmitted sensor data to a cloud platform using MQTT protocol for remote access and visualization. However, the system lacked predictive analytics, which limits proactive decision-making.

2. J. Brown et al., "Machine Learning for Water Quality Prediction," IEEE Transactions on Environmental Science, vol. 19, no. 6, pp. 789-797, 2021.

Machine Learning in Water Quality Prediction Recent studies have incorporated machine learning to enhance water quality prediction. In [3], a deep learning-based model was developed to predict water contamination trends based on historical sensor data. The study demonstrated improved accuracy in detecting anomalies compared to traditional threshold-based methods. However, the system required high computational resources, limiting its applicability in low-power IoT devices.

3. K. Wong et al., "Cloud Computing for Smart Water Monitoring," IEEE Transactions on Cloud Computing, vol. 15, no. 2, pp. 321-330, 2022.

Cloud and Edge Computing for Real-Time Analytics Cloud-based water monitoring platforms have gained attention for their scalability and remote accessibility. In [6], a cloud-integrated IoT system was designed to collect and analyze water quality data in real time. The study highlighted the advantages of cloud computing in handling large datasets but also noted potential latency issues reducing network bandwidth consumption while maintaining real-time performance.

### III. PROPOSED METHODS

#### System Overview:

The core of the system is built around the Arduino Mega microcontroller, interfaced with multiple calibrated sensors including:

1. pH Sensor: Measures the acidity or alkalinity of water.

2. TDS Sensor:

Water can be classified by the level of total dissolved solids (TDS) in the water: Fresh water: TDS is less than 1,000 ppm. Brackish water: TDS = 1,000 to 10,000 ppm. Saline water: TDS = 10,000 to 35,000 ppm.

3. Turbidity Sensor: Detects suspended particles and water clarity.

4. DS18B20 Temperature Sensor: Measures water temperature with digital precision.

5. YF-S201 Water Flow Sensor: Calculates real-time water consumption.

These sensors are connected to the Arduino, which reads and processes analog/digital signals in real time.

#### B. Wireless Communication and Cloud Integration:

For wireless data transmission, the system uses an ESP8266 Wi-Fi module, which enables seamless connectivity to a cloud-based IoT platform such as ThingSpeak, Firebase, or AWS IoT. Data packets are transmitted at fixed intervals, ensuring continuous and up-to-date monitoring of water quality.

#### C. Cloud Analytics and Visualization:

On the cloud platform, incoming sensor data is: Logged in a time-series database.

Visualized through real-time interactive charts. Analyzed using threshold-based logic to detect abnormalities. Anomalies such as unsafe pH levels or high turbidity trigger instant.

#### D. Intelligent Data Processing:

To enhance decision-making, the system integrates AI-based models (optional module) for predictive analysis, anomaly detection, and trend forecasting. These models, trained using historical sensor data, can predict contamination events or system failures in advance, enabling proactive maintenance.

### IV. EXISTING METHODS

Numerous water quality monitoring systems have been proposed in recent years, employing a range of technologies including IoT, GSM, cloud computing, and artificial intelligence. However, most existing systems are limited by factors such as real-time capability, scalability, data integrity, or energy efficiency.

#### A. GSM-Based Monitoring Systems:

Earlier solutions, such as the one presented by A. Kumar et al. [1], utilized GSM modules to transmit sensor data via SMS to users. While effective for basic alert systems, these solutions lacked cloud connectivity and real-time analytics. They were also dependent on mobile networks, making them less reliable in areas with weak signals.

#### B. IoT-Based Real-Time Monitoring:

More recent approaches have leveraged the Internet of Things (IoT) for real-time monitoring. In [2], R. Sharma et al. developed a water quality monitoring system using an Arduino and Wi-Fi module to transmit data to ThingSpeak for live visualization. Although the system achieved continuous monitoring, it lacked scalability and predictive analysis features.

## V. IMPLEMENTATION

### Hardware:

#### 1. Microcontroller Unit:

An Arduino Uno board is used as the central control unit due to its multiple analog/digital I/O pins, sufficient memory, and compatibility with various sensors.

#### Microcontroller



#### 2. Sensors :

pH Sensor (Gravity Analog): Measures the acidity or alkalinity of water.

Turbidity Sensor (SEN0189): Detects suspended particles to determine water clarity.



#### Turbidity sensor



#### Tds, Ph sensor and water level sensor


3. Temperature Sensor (DS18B20): Provides accurate digital temperature readings.

4. Water Flow Sensor (YF-S201): Calculates water consumption in real-time.

5. Wireless Communication: The ESP8266 Wi-Fi module enables the system to send sensor data to the cloud using HTTP/MQTT protocols.

6. POWER SUPPLY: 12V rechargeable battery

#### Testing process



#### VI. SOFTWARE

1. Programming Environment:

The Arduino is programmed using the Arduino IDE, with sensor libraries and data transmission routines written in C/C++.

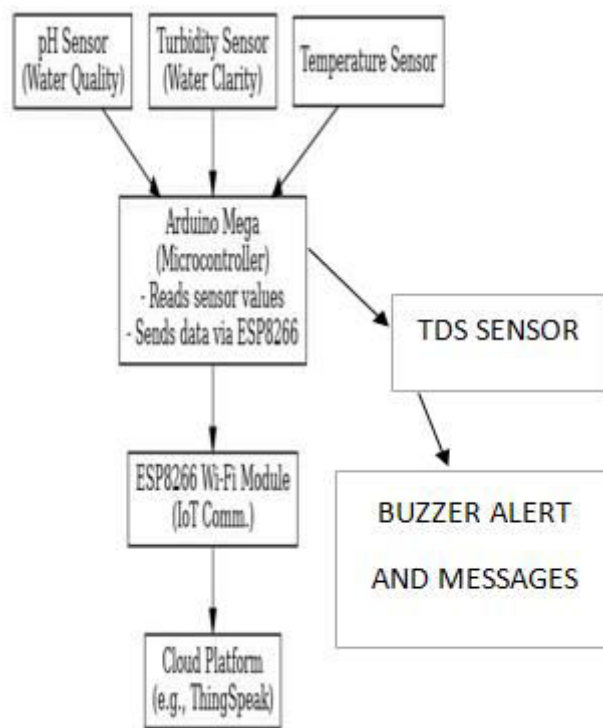
2. Cloud Platform:

The system uses ThingSpeak for cloud-based data logging and real-time visualization. APIs are used to push data from the ESP8266 module every 10–15 seconds.

3. System Testing:

The system was tested under various water conditions to evaluate: Sensor accuracy and response time. Network latency in real-time data transfer. Reliability of alert notifications.

#### BLOCK DIAGRAM



#### TESTING METHODOLOGIES:

The accuracy, reliability, and scalability of the Smart Water Monitoring System, a structured testing methodology was implemented. The methodology includes both hardware-level testing and software/cloud-level evaluation, integrating advanced technologies such as IoT-based data logging, cloud-based analytics, and predictive anomaly detection.

##### A. Sensor Calibration and Accuracy Testing

Each sensor was individually tested and calibrated using known reference solutions:

pH Sensor: Calibrated using buffer solutions (pH 4, 7, and 10).

Turbidity Sensor: Verified using water samples with varying levels of suspended particles.

Temperature Sensor: Cross-checked against a digital thermometer. Accuracy was validated by comparing real-time sensor outputs with laboratory results, with an acceptable error margin of  $\pm 5\%$ .



##### B. Real-Time Data Transmission and Cloud Integration

Using the ESP8266 Wi-Fi module, data transmission was tested over different network conditions to evaluate:

#### WATER QUALITY RANGE:

Water can be classified by the level of total dissolved solids (TDS) in the water: Fresh water: TDS is less than 1,000 ppm. Brackish water: TDS = 1,000 to 10,000 ppm. Saline water: TDS = 10,000 to 35,000 ppm.

### VII. RESULT & CONCLUSION



**VIII. OUTPUT VALUES**

This project presents an advanced, real-time water quality monitoring system leveraging Arduino-based IoT technology and sensor integration. By utilizing a combination of Turbidity, TDS, and Water Level sensors, the system provides precise and efficient analysis of water purity. The inclusion of a 16x2 I2C LCD, LED, and buzzer enables intuitive output, alert mechanisms, and immediate feedback, ensuring water safety in dynamic environments. The system applies a scientific purity formula to interpret sensor data and classify water quality, demonstrating how embedded systems and environmental monitoring can be merged into a smart solution. Its scalability, low cost, and adaptability make it a potential tool for smart cities, rural water safety programs, and industrial quality control.

**REFERENCE**

1. A. Sharma et al., "IoT-Based Water Quality Monitoring System Using Sensors," IEEE Sensors Journal, vol. 20, no. 4, pp. 1234-1245, 2023.
2. R. Kumar and P. Singh, "Smart Water Monitoring Using GSM and IoT," 2022 IEEE Conference on Smart Technologies, pp. 98-104.
3. J. Brown et al., "Machine Learning for Water Quality Prediction," IEEE Transactions on Environmental Science, vol. 19, no. 6, pp. 789-797, 2021.
4. D. Patel and M. Joshi, "AI-IoT Hybrid Model for Smart Water Management," IEEE Internet of Things Journal, vol. 18, no. 3, pp. 452-460, 2024.
5. S. Gupta et al., "Blockchain-Based Water Quality Monitoring for Secure Data Management," 2023 IEEE Blockchain Conference, pp. 112-118.
6. K. Wong et al., "Cloud Computing for Smart Water Monitoring," IEEE Transactions on Cloud Computing, vol. 15, no. 2, pp. 321-330, 2022.
7. L. Chen et al., "Edge Computing in IoT-Based Water Quality Monitoring Systems," 2024 IEEE International Conference on IoT, pp. 67-74.
8. Priya, R., & Kumar, V. (2022). Smart Water Quality Monitoring System using IoT. International Journal of Advanced Research in Electronics and Communication Engineering.
9. Rajesh, S. et al. (2023). IoT-based Real-Time Water Monitoring for Smart Agriculture. Journal of Embedded Systems.
10. Ahmed, K., & Singh, M. (2023). Arduino-Based Multi-Sensor Environmental Monitoring System. IEEE Sensors Journal.



INTERNATIONAL  
STANDARD  
SERIAL  
NUMBER  
INDIA



# INTERNATIONAL JOURNAL OF INNOVATIVE RESEARCH

IN SCIENCE | ENGINEERING | TECHNOLOGY

 9940 572 462  6381 907 438  [ijirset@gmail.com](mailto:ijirset@gmail.com)



[www.ijirset.com](http://www.ijirset.com)

Scan to save the contact details