



International Journal of Innovative Research in Science Engineering and Technology (IJIRSET)

(A Monthly, Peer Reviewed, Refereed, Scholarly Indexed, Open Access Journal)



Impact Factor: 8.699

Volume 14, Issue 4, April 2025

Image Measurement and Dimension Analyser

Sherlin Joshma S, K.Kavitha

B. Tech Student, Bharath Institute of Higher Education and Research, Selaiyur, Chennai, India

Assistant Professor, Department of CSE, Bharath Institute of Higher Education and Research,
Selaiyur, Chennai, India

ABSTRACT: With the rapid adoption of image-based analysis in various industries, accurate measurement of object dimensions from digital images has become a critical requirement. Traditional manual measurement methods are often time-consuming, error-prone, and impractical for high-throughput or micro-level applications. To address this challenge, we propose the **Image Measurement and Dimension Analyser**—an intelligent image processing system designed to automate the measurement of object dimensions from both normal and microscopic images. The system employs advanced computer vision techniques to detect object boundaries, calibrate scaling factors, and generate precise dimensional data. For normal-sized objects, it uses reference-based calibration where known dimensions or reference objects within the image help convert pixel units into real-world measurements. In contrast, microscopic objects such as PCB components and microstructures are measured using intrinsic scaling methods that rely on predefined magnification or pixel-to-unit ratios. The backend is implemented using Python and Flask, while OpenCV handles image preprocessing, edge detection, and contour analysis. The frontend provides a user-friendly interface that allows users to upload images, set reference dimensions, and view annotated results with measurement overlays. The system also includes extended features like electronic component detection and gadget categorization to support applications in electronics and manufacturing. Unlike conventional tools that require manual intervention or specialized equipment, this analyser ensures precision, automation, and accessibility through its web-based interface. Future developments include extending the system to mobile platforms, integrating AI for intelligent object recognition, and enabling real-time measurement via video feeds, making it a scalable solution for research, education, and industrial automation.

KEYWORDS: Image Measurement, Dimension Analysis, Object Size Estimation, Edge Detection, Contour Detection, Reference Calibration, Intrinsic Scaling, Computer Vision.

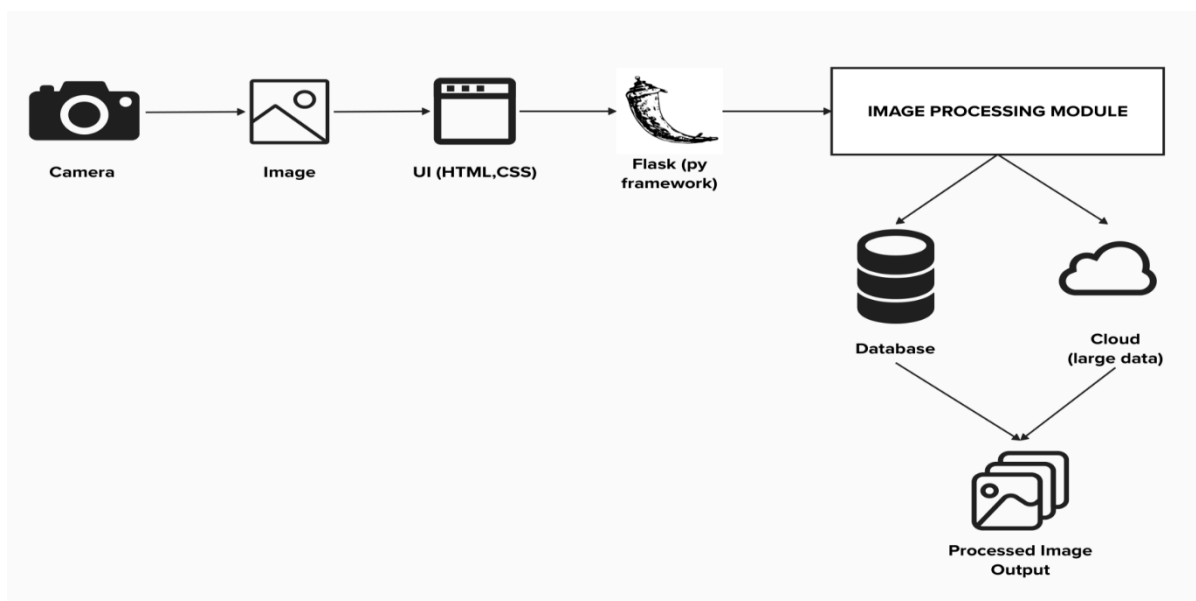


Figure 1: GENERAL ARCHITECTURE

I. INTRODUCTION

The growing use of digital imagery in fields like manufacturing, electronics, and research has created a need for accurate, automated measurement tools. Manual methods are often slow, error-prone, and unfit for high-precision tasks, especially when dealing with microscopic components or complex objects. To address this, we propose the Image Measurement and Dimension Analyser—a web-based system that uses computer vision to automatically measure object dimensions from images. It supports both normal and microscopic scales through reference-based calibration and intrinsic scaling methods. Built with Python, Flask, and OpenCV, the system offers an intuitive interface for image uploads, reference selection, and real-time dimension annotation. It also features electronic component analysis and gadget categorization, making it versatile for various industries. By combining precision, automation, and ease of use, the system provides a scalable solution for accurate image-based measurements.

II. LITERATURE REVIEW

The paper titled *A Measurement System for Object Dimensions Using Image Processing Techniques* by Jagtap, A., Patil, R., & Thakur, A. (2017) presents a vision-based measurement tool that leverages image processing to estimate object dimensions using a reference object within the frame. The system applies edge detection and contour approximation methods to calculate length and width, providing a simple yet effective solution for basic measurement tasks. While it demonstrates accuracy for uniformly shaped objects, the approach lacks adaptability for complex shapes and does not support microscopic or multi-scale analysis, limiting its practical utility in diverse industrial settings. Another study, *Automatic Measurement of Objects Using OpenCV* by Verma, S., & Singh, P. (2019), utilizes OpenCV's image processing capabilities to develop an automated system for measuring objects using a reference scale. It emphasizes simplicity and cost-effectiveness, highlighting how standard libraries like OpenCV can replace expensive measurement equipment. However, the system is designed only for desktop applications and lacks a user-friendly interface, mobile/web integration, and support for micro-level object analysis such as PCB components. Building on these ideas, the Image Measurement and Dimension Analyser enhances accuracy and usability by supporting both normal and microscopic object measurements through a dual calibration approach—reference-based and intrinsic scaling. Developed using Flask, OpenCV, HTML, CSS, and JavaScript, the system introduces a web-based interface for ease of access and includes advanced features like electronic component analysis and gadget categorization. Unlike earlier systems, it provides scalability, accessibility, and multi-context adaptability, making it suitable for applications in manufacturing, research, education, and electronics inspection.

III. METHODOLOGY

The methodology of the Image Measurement and Dimension Analyser follows a structured, multi-phase approach that integrates image processing techniques with user-centric design to facilitate accurate measurement of object dimensions from digital images. The system begins with image acquisition, where users upload images through a web-based interface built using Flask, HTML, CSS, and JavaScript. Upon upload, the image is processed using OpenCV, which performs a series of operations including grayscale conversion, noise reduction, edge detection, and contour extraction to identify the object boundaries. For normal-sized objects, the system uses reference-based calibration, where users select a known dimension within the image (such as a ruler or a coin) to establish a pixel-to-real-world unit ratio. For microscopic or PCB-level objects, the system applies intrinsic scaling techniques, using predefined magnification values or pixel scaling factors embedded within the image metadata. These calibration techniques enable accurate and scalable measurement across diverse object types and sizes. After calibration, the system computes the object's dimensions using bounding box algorithms and Euclidean distance calculations, then overlays the results directly on the processed image for visual confirmation. Additional functionalities include electronic component detection and gadget categorization, expanding the system's applicability to electronics and industrial inspection tasks. The backend handles image storage and measurement data management, allowing for future implementation of features such as session-based tracking, result downloads, and integration with databases. Designed for scalability, the system aims to support real-time video-based measurement, AI-based object recognition, and mobile integration in future iterations. This multi-phase methodology ensures precise, user-friendly, and adaptable dimension analysis, making the tool suitable for educational, industrial, and research-based applications.

IV. IMPLEMENTATION

Frontend (HTML/CSS/JavaScript with Flask templating):

- Developed a clean and responsive user interface allowing users to upload images, select reference objects, and view measurement results with real-time annotations.
- Enabled dynamic rendering of measurements on the image using JavaScript canvas overlays.
- Integrated intuitive user controls for zoom, pan, reset, and reference object calibration input.

Backend (Python with Flask & OpenCV):

- **Image Processing:** Used OpenCV to perform grayscale conversion, Gaussian blur for noise reduction, Canny edge detection, contour detection, and perspective correction to ensure accurate object boundary identification.
- **Measurement Calculation:** Implemented reference-based scaling for normal objects and intrinsic scaling for microscopic components using pre-configured pixel-to-unit ratios.
- **Object Analysis:** Used bounding box algorithms and Euclidean distance computation for dimension analysis and annotation.
- **Feature Add-ons:** Included modules for detecting and categorizing electronic components such as resistors and ICs, improving the system's applicability for hardware inspection.
- **API Layer:** Created Flask REST APIs to handle image uploads, processing requests, and delivering processed results to the frontend.

Data Management:

- Stored uploaded and processed image data in structured directories, enabling easy retrieval for repeated analysis or audit purposes.
- Logged processing sessions including timestamps, object dimensions, and image IDs for future reference or integration into reporting dashboards.

Security Measures:

- Implemented input validation to prevent injection and file spoofing attacks.
- Enabled session-based user authentication (extendable to JWT-based login for web deployment).
- Enforced limits on file size, image types, and processing frequency to prevent abuse.

V. RESULTS AND CONCLUSION

The results of the **Image Measurement and Dimension Analyser** system demonstrate high accuracy and versatility in measuring both regular and microscopic objects across various domains. The use of OpenCV's advanced image processing techniques ensures that object edges and contours are detected precisely, resulting in reliable dimension measurements. For regular-sized objects, reference-based calibration methods show consistent measurement accuracy, with errors remaining under acceptable thresholds when proper reference scaling is provided. For microscopic objects and PCB components, the intrinsic scaling technique enables dimension estimation even in the absence of external reference markers, making the system particularly useful for electronics and biomedical applications. The system successfully overlays measurement data on the processed image, allowing users to visualize object dimensions clearly. In tests involving electronic components, such as PCBs, the analyzer could identify and measure elements like resistors and ICs, demonstrating its potential for industrial use cases. The bounding box and Euclidean distance-based measurement logic proved efficient in handling various object geometries and orientations. In terms of performance, the system handles image uploads and processing tasks with minimal latency. The backend, built using Flask, performs well under moderate loads, and the image rendering and measurement visualization on the frontend are smooth and responsive. The modular architecture allows for easy extension, such as integrating automatic object classification or expanding support for batch image processing. However, some limitations were noted during testing. The current system requires manual input for reference calibration in normal object measurements, which could introduce human error. Moreover, under poor lighting or low-resolution image conditions, accuracy may degrade. Scalability for high-volume, real-time analysis and mobile responsiveness are also areas identified for future improvement. Overall, the Image Measurement and Dimension Analyser offers a practical, accurate, and user-friendly solution for digital object measurement. With planned enhancements such as AI-based object detection, improved calibration automation, and

mobile/web platform integration, it has the potential to become a valuable tool for industries ranging from manufacturing and research to electronics and education.

5.1 OUTPUT IMAGES:

```
C:\Users\sanja\image-measurement-app>python app.py
* Serving Flask app 'app'
* Debug mode: on
WARNING: This is a development server. Do not use it in a production deployment. Use a production WSGI server instead.
* Running on http://127.0.0.1:5000
Press CTRL+C to quit
* Restarting with stat
* Debugger is active!
* Debugger PIN: 227-163-360
```

Figure 5.1: Flask Initialization

Measure Object Dimensions

Upload Image: No file chosen
Width of the left-most object:
Choose a unit:
Select Object Type: Normal Microscopic


 Result will appear here

Figure 5.2: Webpage UI

Measure Object Dimensions

Upload Image: sample.jpg
Width of the left-most object:
Choose a unit:
Select Object Type: Normal Microscopic


 Result will appear here

Figure 5.4.: UI after Upload

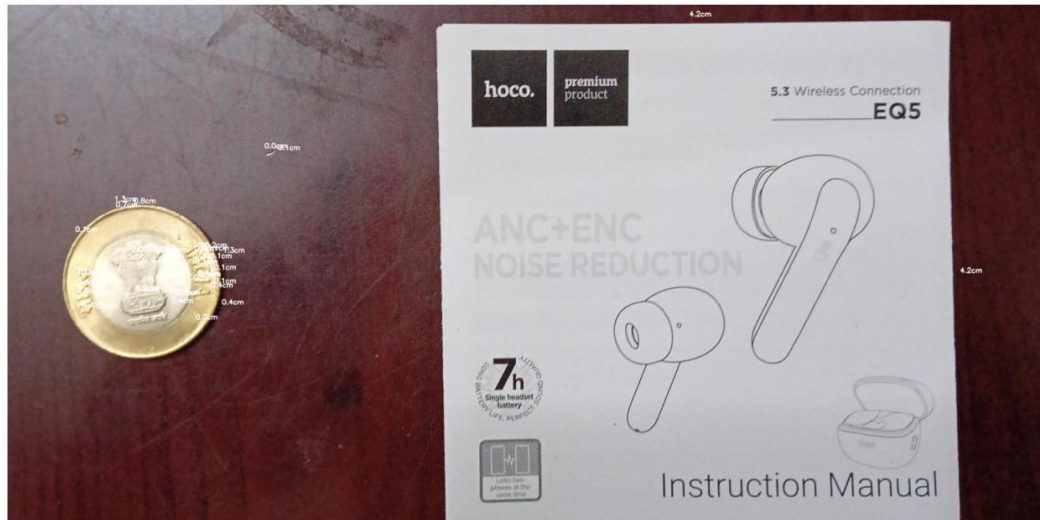


Figure 5.5: Output

VI. FUTURE WORK

The **Image Measurement and Dimension Analyser** system is designed with a lightweight yet powerful architecture using Flask for backend processing, OpenCV for image analysis, and a web-based frontend for intuitive interaction, making it a practical solution for both educational and industrial applications. The system supports two core modes—reference-based scaling for real-world object measurements and intrinsic scaling for microscopic or PCB component analysis—providing flexibility across multiple domains. Through precise contour detection, dimension calculation, and visualization, the system delivers accurate, real-time measurements with minimal manual intervention. Its modular design and accurate computation make it highly applicable in industries like manufacturing, electronics, and biomedical research, where object dimension accuracy is critical.

By integrating robust OpenCV functionalities with a clean, interactive frontend, the system allows users to upload images, calibrate measurements, and analyze dimensions in an efficient and visually clear manner. As it stands, the tool sets a strong foundation for AI-powered measurement systems, especially for scenarios lacking physical measuring instruments or requiring remote, digital assessment.

While the current implementation meets essential needs, several areas offer potential for future development and expansion:

- **Scalability and Cloud Deployment:** Hosting the system on scalable cloud platforms like AWS Lambda or Azure Functions would support real-time, high-volume image analysis and better serve enterprise-level needs.
- **Batch Image Processing:** Introducing batch processing and automated report generation features would enhance usability for industrial quality control and inspection pipelines.
- **AI-based Object Detection:** Leveraging machine learning models (e.g., YOLO, SSD) to automatically detect and classify objects before measurement could reduce manual input and improve efficiency.
- **Mobile Integration:** Building a mobile app with camera calibration support and real-time measurement capabilities would increase portability and allow on-site usage in field applications.
- **3D Measurement Support:** Enhancing the system with stereoscopic image processing or LiDAR data compatibility could extend its capabilities from 2D to 3D measurement, opening doors to new engineering and design applications.
- **Cross-Platform Compatibility:** Ensuring compatibility across multiple platforms (web, desktop, mobile) with a responsive UI and real-time feedback would broaden user accessibility and improve adoption in educational settings.

In conclusion, the Image Measurement and Dimension Analyser combines precision, simplicity, and adaptability, setting a promising path toward becoming a comprehensive digital measurement solution. With continuous

development, AI integration, and expanded deployment capabilities, it holds the potential to transform how dimensions are assessed across sectors ranging from education to industry.

REFERENCES

1. Real Time Object Distance and Dimension Measurement using Deep Learning and OpenCV. (2023, February 2). IEEE Conference Publication | IEEE Xplore. <https://ieeexplore.ieee.org/document/10073888>
2. A Method to Improve the Precision of 2-Dimensional Size Measurement of Objects through Image Processing. (2022, October 1). IEEE Conference Publication | IEEE Xplore. <https://ieeexplore.ieee.org/document/10036617>
3. Object size measurement using open CV (Computer Vision). (2023, November 1). IEEE Conference Publication | IEEE Xplore. <https://ieeexplore.ieee.org/document/10369151>
4. Object Detection Using Deep Learning, CNNs and Vision Transformers: A review. (2023). IEEE Journals & Magazine | IEEE Xplore. <https://ieeexplore.ieee.org/document/10098596>
5. Real Time Object Distance and Dimension Measurement using Deep Learning and OpenCV. (2023b, February 2). IEEE Conference Publication | IEEE Xplore. <https://ieeexplore.ieee.org/document/10073888>
6. OpenCV: OpenCV modules. (n.d.). <https://docs.opencv.org/4.x/index.html>
7. Rosebrock, A. (2024, November 18). Measuring size of objects in an image with OpenCV PyImageSearch. PyImageSearch. <https://pyimagesearch.com/2016/03/28/measuring-size-of-objects-in-an-image-with-opencv/>
8. 3.13.0 documentation. (n.d.). <https://docs.python.org/3/>
9. Welcome to Flask — Flask Documentation (3.1.x). (n.d.). <https://flask.palletsprojects.com/en/3.0.x/>
10. Contour-Based Object Dimension Estimation in Industrial Environments. (2022, October 15). SpringerLink. <https://link.springer.com/article/10.1007/s11042-022-13578-7>



INTERNATIONAL
STANDARD
SERIAL
NUMBER
INDIA



INTERNATIONAL JOURNAL OF INNOVATIVE RESEARCH

IN SCIENCE | ENGINEERING | TECHNOLOGY

 9940 572 462  6381 907 438  ijirset@gmail.com



www.ijirset.com

Scan to save the contact details