



International Journal of Innovative Research in Science Engineering and Technology (IJIRSET)

(A Monthly, Peer Reviewed, Refereed, Scholarly Indexed, Open Access Journal)



Impact Factor: 8.699

Volume 14, Issue 2, February 2025

Optimization of Warehouse through Data Analytics with Focus on Food Delivery Partners: Emphasis on Swiggy

Dr. Uttamkumar Y V, Dr.V.Silambarasan

Professor & HOD, Department of Commerce and Management, Global Institute of Management Sciences,
Bangalore, India

Professor, Department of Commerce and Management, Global Institute of Management Sciences, Bangalore, India

ABSTRACT: In the era of digital transformation, data and analytics have emerged as powerful tools for optimizing warehouse operations and enhancing supply chain integration. Leveraging advanced analytics technologies such as predictive analytics and AI-powered recommendations can provide significant competitive advantages. Data is often referred to as the "new oil" because of its immense value in driving business decisions and optimizing operations. In warehousing, data analytics involves collecting, processing, and analysing large volumes of data to uncover patterns, trends, and actionable insights. These insights can significantly improve decision-making, streamline operations, and enhance overall efficiency.

Data analytics can be used to analyse picking patterns and optimize the warehouse layout. By placing high-demand items closer to the shipping area entrance, businesses can reduce picking times and improve overall efficiency. Automation is another critical aspect of today's warehouse operation. Data Warehouse Optimization is a critical component in the effective management of data within an organization.

KEY WORDS: Data analytics, Warehouse management, Delivery mechanisms, Predictive analytics.

I. INTRODUCTION AND OPTIMIZATION OF WAREHOUSE THROUGH DATA ANALYTICS

Food delivery is a service in which a store or restaurant delivers food to a customer through the restaurant's website. Delivered items include drinks, food, and desserts etc. Payment mode may be online and cash on delivery. Some features for making successful online food delivery market are generating a code referral system, easy & user-friendly dashboard, social media integration, customer integration with push notification and cross-platform compatibility etc.

The market for online food delivery is mainly driven by:

- Rising disposable income.
- Changing demographics,
- Increasing penetration of internet & smart-phones,
- Favorable lifestyle changes,
- Young population,
- Consumption levels,
- A greater share of women in the workforce,
- Aggressive marketing strategies adopted by food startups and
- The convenience of ordering.

Apart from the advantages some of the challenges include:

- Unpredictable demand patterns,
- Inability to influence external circumstances such as traffic, weather & changing demand on a daily basis
- High delivery cost
- Highly concentrated peaks in ordering during meal-times
- Limited delivery times and kitchen operations etc.

Right now, Indian Food Services (Restaurants and Food Delivery) is a US\$50 billion industry as compared to the US Food Services Industry, which is worth around US\$600 billion easily. Macro trends like nuclear families, more women joining the workforce, and higher disposable incomes are going to make the food services industry grow at a very high rate in India. Food delivery is going to grow even more exponentially due to the high road traffic and easy access to hygienic and affordable food with huge choices.

Warehouse operations are a crucial component of supply chain management, functioning as central hubs where goods are received, stored, processed, and dispatched. In a typical warehouse, tasks include receiving shipments, managing inventory, picking and packing orders, and shipping products to customers or retailers. The effectiveness of warehouse operations is closely tied to customer satisfaction and the overall success of the business. In sectors like food delivery, warehouses must operate with high speed and precision to ensure products remain fresh and are dispatched promptly. The growth of e-commerce and online delivery services has significantly altered the role of warehouses, positioning them as essential centers for on-demand fulfillment and necessitating a reevaluation of warehouse management strategies.

Optimizing warehouse operations is essential to achieving higher efficiency, reducing costs, and improving customer service. Warehouse optimization involves streamlining processes to minimize wasted time, effort, and resources, while ensuring that products are stored, picked, and shipped as efficiently as possible. Common areas of optimization include inventory control, order picking systems, layout design, and workforce management. For instance, optimizing storage systems can reduce the time workers spend locating items, while automating repetitive tasks like sorting and packing can enhance throughput. In fast-paced industries like food delivery, optimization is crucial to maintaining competitive advantage by reducing lead times, minimizing errors, and meeting the ever-increasing demands for faster delivery.

Data analytics plays an increasingly pivotal role in optimizing warehouse operations. By collecting and analyzing data from warehouse processes, businesses can uncover insights that inform better decision-making. Data analytics helps identify bottlenecks in workflows, forecast demand with greater accuracy, and optimize the use of warehouse space and labour. Technologies like predictive analytics, artificial intelligence (AI), and real-time data monitoring enable companies to anticipate trends and adjust their operations accordingly. For example, AI can predict when inventory levels are likely to run low, while real-time tracking systems ensure that orders are processed and delivered on time. Data analytics is also used to assess employee performance and fine-tune schedules, ensuring that warehouses are adequately staffed during peak times.

Swiggy is a leading food delivery platform in India, renowned for its swift and reliable service. Launched in 2014, Swiggy has grown rapidly, now serving millions of customers across India. Swiggy's success is largely dependent on its logistics infrastructure, which includes an extensive network of warehouses, dark stores, and delivery partners. Dark stores, which are small, strategically placed warehouses designed for rapid order fulfillment, play a critical role in Swiggy's operations, especially for its Instamart service that delivers groceries and essentials. The company's ability to ensure timely and accurate deliveries hinges on the efficiency of its warehouse operations. Swiggy leverages data analytics to monitor and improve various aspects of its logistics network, from inventory management to route optimization, ensuring that customers receive their orders as quickly as possible.

Swiggy optimization through warehouse management process:

Swiggy reaps multiple benefits from leveraging data analytics in its warehouse operations. **Cost reduction** is one of the most significant advantages, as optimized inventory management, route planning, and labour allocation lead to more efficient use of resources. **Improved customer satisfaction** is another key benefit, as data-driven operations enable Swiggy to fulfill orders more quickly and accurately, resulting in fewer errors and delays. Additionally, data analytics helps Swiggy reduce **wastage**, particularly in managing perishable food items, by ensuring that inventory is rotated and replenished based on real-time demand data. **Scalability** is another important benefit—data-driven insights enable Swiggy to expand its operations and adapt to changes in demand without sacrificing efficiency or service quality. As Swiggy continues to grow, its ability to optimize warehouse operations through data analytics will be critical to maintaining its competitive edge.

Optimizing warehouse operations through data analytics is a key strategy for companies like Swiggy that operate in fast-paced, logistics-driven industries. By leveraging advanced analytics, Swiggy is able to streamline its warehouse processes, reduce operational costs, and deliver a superior customer experience. Whether through demand forecasting,

route optimization, or workforce management, data analytics plays an essential role in improving the efficiency of Swiggy's warehouse operations. As technology continues to evolve, Swiggy will likely further refine its data-driven strategies to meet the increasing demands of its customers and maintain its leadership position in the food delivery market.

The rapid growth of e-commerce has transformed warehouse operations and logistics. With the rise of online shopping, the demand for faster, more efficient order fulfillment has increased. Warehouses must now handle a higher volume of orders, often with smaller order sizes and more frequent shipments. This shift has led to the adoption of new strategies and technologies to cope with the increased complexity of operations. E-commerce also drives the need for more agile and scalable warehouse solutions, such as distributed fulfillment centers and real-time inventory management. Understanding these changes and adapting warehouse operations accordingly is essential for companies like Swiggy, which operate in the highly competitive food delivery and quick-commerce sectors.

Customer expectations play a critical role in shaping warehouse operations and optimization strategies. In today's fast-paced market, customers demand quick and accurate deliveries, often with minimal or no delivery fees. This has placed increased pressure on warehouses to perform efficiently and meet high service standards. Companies must not only manage inventory effectively but also ensure that orders are picked, packed, and shipped in a timely manner. Real-time tracking and transparent communication with customers have become important factors in enhancing the customer experience. For Swiggy, meeting these expectations involves leveraging data analytics to optimize every aspect of warehouse operation, from inventory management to delivery routing.

In the highly competitive logistics and food delivery markets, companies must leverage every advantage to stay ahead of the competition. Data-driven warehouse optimization provides significant strategic advantages by enabling companies to operate more efficiently and effectively. For Swiggy, this means not only improving operational efficiency but also gaining insights that can inform broader business strategies. By optimizing warehouse operations, Swiggy can reduce costs, enhance service levels, and respond more rapidly to market changes. In a competitive landscape where speed, accuracy, and customer satisfaction are key differentiators, the ability to leverage data for optimization can provide a substantial edge over competitors.

Looking ahead, several emerging trends are likely to shape the future of warehouse management. These include the increased use of artificial intelligence and machine learning for predictive analytics, the expansion of automated systems and robotics, and the integration of Internet of Things (IoT) devices for real-time monitoring and control. Additionally, the rise of omni-channel retailing requires warehouses to support multiple fulfillment channels, from online orders to in-store pickups. Companies like Swiggy must stay abreast of these trends and continuously adapt their warehouse operations to leverage new technologies and meet evolving consumer demands. Embracing these trends will be crucial for maintaining operational excellence and sustaining growth in a dynamic market.

The integration of Internet of Things (IoT) technology is revolutionizing warehouse operations by providing enhanced connectivity and real-time data collection. IoT devices, such as sensors and smart labels, enable continuous monitoring of various warehouse parameters including temperature, humidity, and inventory levels. For instance, in warehouses dealing with perishable goods like Swiggy's dark stores, IoT sensors can track and report temperature fluctuations in real-time, ensuring that products remain within safe conditions. This data helps in preventing spoilage, reducing waste, and maintaining compliance with food safety regulations. Furthermore, IoT technology facilitates real-time asset tracking and predictive maintenance, reducing downtime and enhancing overall operational efficiency.

Artificial Intelligence (AI) is increasingly being employed in warehouse operations to enhance decision-making and automate complex tasks. AI algorithms can analyze large volumes of data to optimize inventory levels, predict demand, and identify patterns that might not be immediately apparent. For example, AI-driven predictive analytics can forecast future product demand based on historical sales data, seasonal trends, and market conditions. In warehouses, AI can be used to automate sorting and picking processes through robotic systems, reducing the reliance on human labour and increasing accuracy. Additionally, AI-powered chatbots and virtual assistants can improve customer service by providing instant responses to queries and managing order-related issues efficiently.

Customization and personalization are becoming increasingly important in warehouse operations as companies strive to meet the specific needs of their customers. This includes tailoring inventory levels to match customer preferences, offering personalized packaging options, and providing flexible delivery options. For example, Swiggy can use data

analytics to customize inventory based on local preferences and trends, ensuring that each warehouse is stocked with the most relevant products for its customer base. Personalization extends to the customer experience, where tailored packaging and delivery options enhance satisfaction and foster brand loyalty.

Economic and market factors, such as fluctuations in demand, changes in consumer behavior, and economic downturns, can significantly impact warehouse operations. Companies must stay informed about market trends and economic conditions to adapt their strategies accordingly. For instance, during periods of economic growth, demand for goods may increase, requiring warehouses to expand capacity and improve efficiency. Conversely, during economic downturns, companies may need to optimize operations to reduce costs and maintain profitability. By analyzing economic and market factors, Swiggy can adjust its warehouse operations to remain competitive and responsive to changing conditions.

Analyzing data concerning the flow of materials and the movement of employees enables you to identify bottlenecks and inefficiencies in the operations. It also helps in making changes to the layout and design of the warehouse to improve efficiency.

With the help of data analytics, you can reduce transportation costs, delivery times, and the movement of goods. A warehouse in Kaind can identify inefficiencies in operations by implementing a transportation management system (TMS) to optimize routes and reduce fuel costs. They can also negotiate better rates with their carriers.

Data analytics can also help warehouses to enhance their customer service by providing insights into customer demand and preferences. By analyzing data on customer orders, returns, and feedback, warehouses can identify trends and patterns that can help them to improve their service and better meet the needs of their customers. For example, a warehouse that uses data analytics to analyze customer feedback might identify a common issue that is causing customer dissatisfaction, and then implement changes to its processes or systems to address this issue and improve customer satisfaction.

II. REVIEW OF LITERATURE

1. Bowersox, D. J., Closs, D. J., & Cooper, M. B. (2019). "Supply Chain Logistics Management."

This book offers a comprehensive approach to logistics and warehouse management, emphasizing the importance of using data to enhance warehouse operations. The authors suggest that real-time data analytics can improve inventory management, order processing, and warehouse layout efficiency. For Swiggy, this means streamlining dark stores and food hubs to ensure faster deliveries.

2. Wang, Y., & Zhang, D. (2020). "Data-Driven Warehouse Management: Emerging Trends and Applications."

This study explores the growing influence of data analytics in warehouse management. The authors highlight predictive analytics and real-time data monitoring as key tools for optimizing inventory turnover, labor management, and space utilization. Swiggy could benefit by predicting demand fluctuations, particularly for groceries and food orders.

3. Kim, H., & Lee, K. (2021). "Big Data Analytics for Efficient Warehouse Operations: A Systematic Review."

Kim and Lee review the role of big data analytics in making warehouse operations more efficient. They discuss how real-time data can optimize order picking, packing, and inventory tracking. For Swiggy, such data-driven insights are essential in managing the distribution of fresh and fast-moving products.

4. Huang, X., & Yang, L. (2022). "Improving Warehouse Efficiency Through Predictive Analytics: Evidence from a Case Study."

This case study demonstrates how predictive analytics can improve warehouse efficiency. It shows that by using data to forecast demand and optimize stock levels, companies can reduce lead times. For Swiggy, this is relevant in ensuring that their dark stores are stocked according to real-time demand fluctuations, especially during peak times.

5. Pérez, M., & Martínez, J. (2020). "Big Data and Its Impact on Warehouse Management: A Review of Recent Advances."

Pérez and Martínez review how big data has transformed warehouse management. They argue that predictive models and advanced algorithms allow companies to optimize stock management and warehouse layouts. For Swiggy, big data

could help manage the logistics of food delivery warehouses more efficiently, reducing delivery times.

6.Siddiqui, A., & Ahmed, N. (2021). "Warehouse Optimization Techniques: A Review of Data Analytics and Automation."

This review focuses on various optimization techniques, emphasizing the role of data analytics and automation in enhancing warehouse operations. The authors highlight how automation, coupled with data analytics, improves accuracy in order fulfillment and reduces labour costs key areas for Swiggy to explore in its warehouse operations.

7.Christopher, M. (2016). "Logistics and Supply Chain Management." Christopher discusses logistics and supply chain optimization strategies, highlighting the role of real-time data analytics in reducing inefficiencies. The book suggests that companies like Swiggy can use analytics to optimize inventory levels, streamline warehouse operations, and reduce time-to-customer for faster deliveries.

8.Luo, X., & Wei, J. (2020). "Optimization Models and Algorithms for Warehouse Management Using Big Data Analytics."

This research presents various optimization models that leverage big data for improving warehouse operations. The authors review machine learning algorithms and data-driven decision-making models to enhance space utilization and product placement. Swiggy could apply these techniques to improve warehouse layout efficiency and reduce order fulfillment time.

9.Chopra, S., & Meindl, P. (2021). "Supply Chain Management: Strategy, Planning, and Operation."

Chopra and Meindl provide a detailed analysis of supply chain management strategies, including the use of data analytics to optimize warehouses. The book discusses demand forecasting, inventory control, and the importance of real-time data in managing warehouses efficiently. Swiggy can implement these strategies to ensure that its food and grocery delivery networks are responsive to real-time consumer demand.

III. STATEMENT OF THE PROBLEM

The problem at Swiggy lies in managing its warehouse operations efficiently, as it faces challenges like stockouts, overstocking, poor space utilization, and labour inefficiencies. These issues result in delays, increased costs, and difficulty in meeting customer demands for fast deliveries. To address this, Swiggy needs to leverage data analytics to optimize inventory management, space utilization, labour allocation, and order processing to enhance efficiency and reduce operational costs.

IV. OBJECTIVES

1. To use data analytics to accurately forecast demand and maintain optimal stock levels in Swiggy's warehouses.
2. To analyze data for improving warehouse space utilization and organization.
3. To enhance labour management by using analytics to assign tasks more efficiently.
4. To speed up order processing and delivery times by leveraging real-time data insight.

V. SCOPE OF THE STUDY

The scope of this study includes examining how data analytics can enhance maintain optimal inventory levels, optimizing warehouse space utilization, and managing labour more effectively. Additionally, the study will explore how real-time data can accelerate order processing and delivery. It will also focus on how analytics can identify and address inefficiencies to reduce costs. By using Swiggy as a case study, the research aims to demonstrate how data-driven strategies can boost warehouse efficiency and overall supply chain performance.

VI. RESEARCH METHODOLOGY

TYPE OF RESEARCH

This study will use descriptive research methods to provide a detailed analysis of how data analytics can optimize warehouse operations at Swiggy. It will describe current practices, identify inefficiencies, and explore potential improvements through data-driven strategies.

SAMPLE SIZE:

The survey is estimated to be conducted among 45 employees through online.

TOOLS AND TECHNIQUES

The appropriate online survey tools will be used to distribute the questionnaire and collect responses and Data Collection Techniques, Structured Questionnaires: Design questions with specific response options, such as Likert scales, multiple-choice, or ranking, to obtain quantifiable data.

LIMITATION OF THE STUDY

1. The study might be limited by the availability of current and accurate data from Swiggy.
2. Rapid changes in technology could affect how relevant the study’s results are over time.
3. Employee feedback from interviews and surveys might not cover all operational issues and could be biased.
4. Time and resource constraints might limit the depth of analysis and the breadth of data collected.

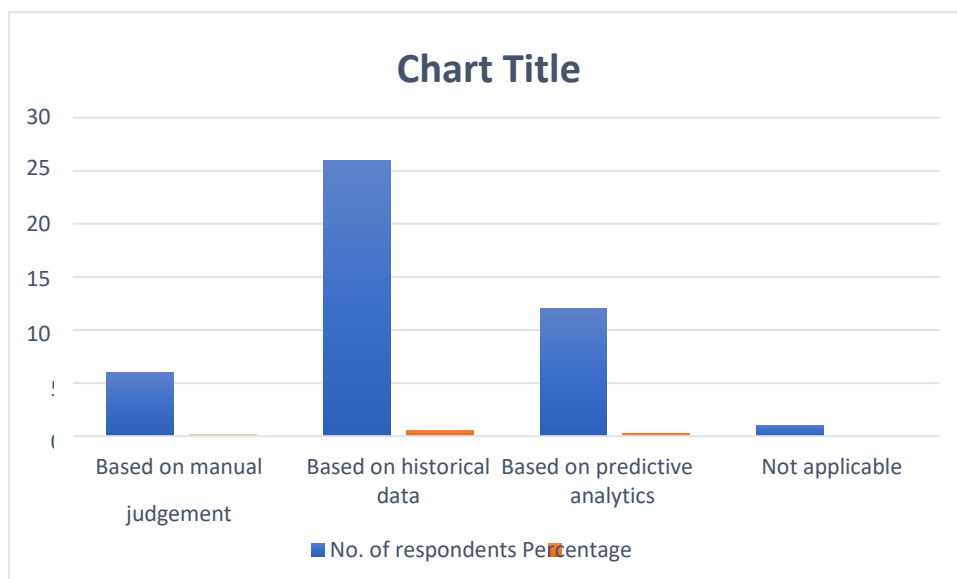
Table showing how decisions regarding stock replenishment are made

Particulars	No. of respondents	Percentage
Based on manual judgement	6	13.3%
Based on historical data	26	57.8%
Based on predictive analytics	12	26.7%
Not applicable	1	2.2%
Total	45	100%

Analysis:

From the above table, we can see that among 45 respondents, 6 make decisions regarding stock replenishment based on manual judgment, 26 base their decisions on historical data, 12 use predictive analytics, and 1 respondent indicates that the question is not applicable.

Graph no. 6.1
Graph showing how decisions regarding stock replenishment are made



Interpretation:

From the above graph chart, it reveals that 13.3% of respondents make stock replenishment decisions based on manual judgment, 57.8% of respondents make these decisions based on historical data, 26.7% of respondents make decisions based on predictive analytics, and 2.2% of respondents find the question not applicable.

Table showing the primary method used to optimize warehouse space utilization

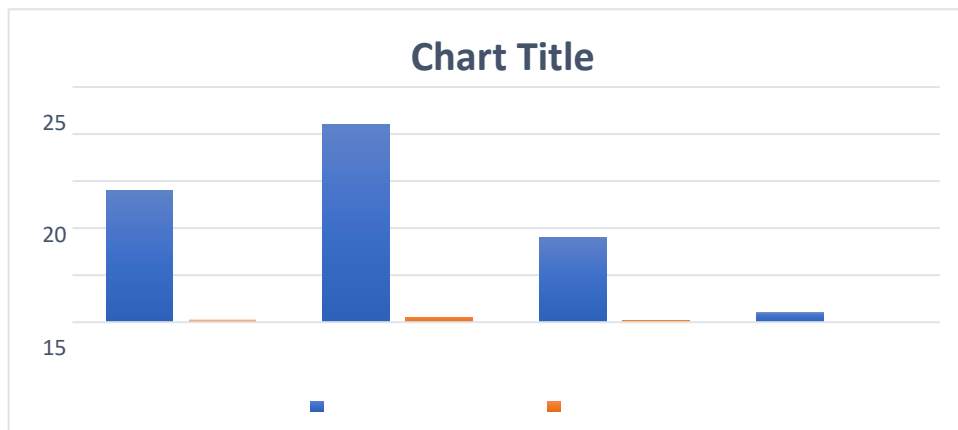
Particulars	No. of respondents	Percentage
Manual adjustments	14	31.1%
Data-driven space optimization models	21	46.7%
Automated systems for space planning	9	20%
Not applicable	1	2.2%
Total	45	100%

Analysis:

From the above table, we can see that among 45 respondents, 14 optimize warehouse space utilization through manual adjustments, 21 use data-driven space optimization models, 9 utilize automated systems for space planning, and 1 respondent indicates that the question is not applicable.

Graph no. 6.2

Graph showing the primary method used to optimize warehouse space utilization



Interpretation:

From the above graph chart, it reveals that 31.1% of respondents use manual adjustments to optimize warehouse space utilization, 46.7% of respondents use data-driven space optimization models, 20% of respondents use automated systems for space planning, and 2.2% of respondents find the question not applicable.

Table showing the technology that will be most impactful for warehouse optimization in the future

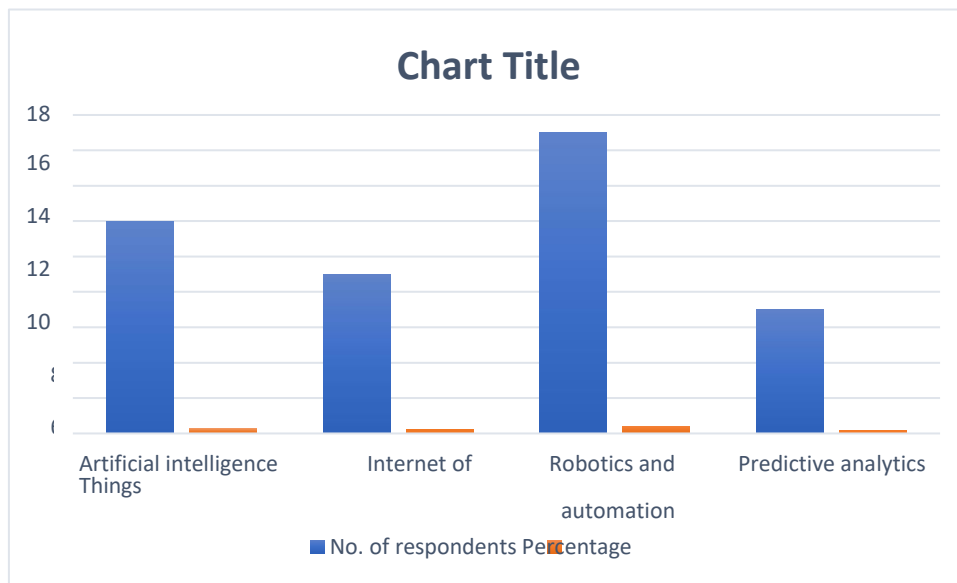
Particulars	No. of respondents	Percentage
Artificial intelligence (AI)	12	26.7%
Internet of Things (IoT)	9	20%
Robotics and automation	17	37.8%
Predictive analytics	7	15.6%
Total	45	100%

Analysis:

From the above table, we can see that among 45 respondents, 12 believe that artificial intelligence (AI) will be the most impactful technology, 9 believe the Internet of Things (IoT) will be most impactful, 17 believe robotics and automation will have the greatest impact, and 7 believe predictive analytics will be the most impactful.

Graph no. 6.3

Graph showing the technology that will be most impactful for warehouse optimization in the future



Interpretation:

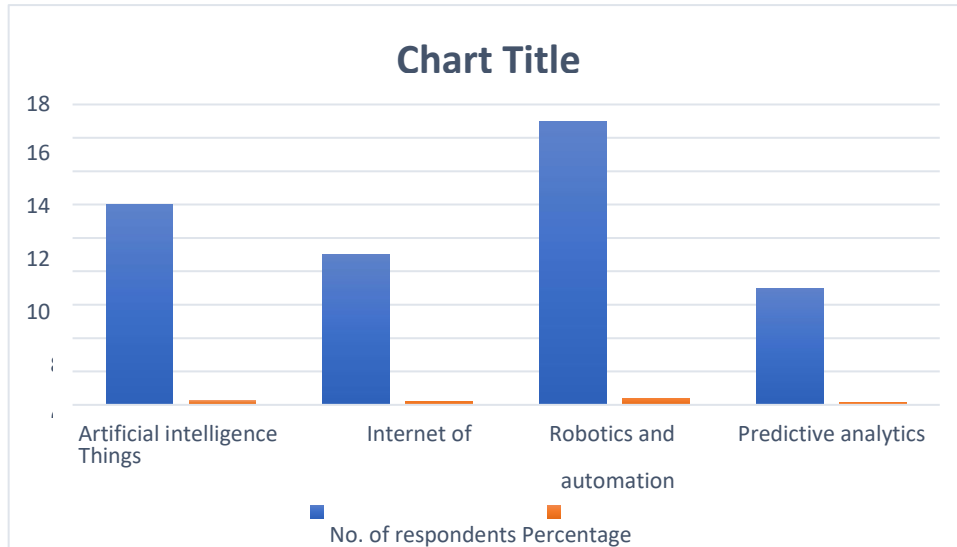
From the above graph chart, it reveals that 26.7% of respondents think artificial intelligence (AI) will be the most impactful technology for warehouse optimization in the future, 20% think the Internet of Things (IoT) will be most impactful, 37.8% think robotics and automation will have the greatest impact, and 15.6% think predictive analytics will be most impactful.

Analysis:

From the above table, we can see that among 45 respondents, 12 believe that artificial intelligence (AI) will be the most impactful technology, 9 believe the Internet of Things (IoT) will be most impactful, 17 believe robotics and automation will have the greatest impact, and 7 believe predictive analytics will be the most impactful.

Graph no. 6.4

Graph showing the technology that will be most impactful for warehouse optimization in the future



Interpretation:

From the above graph chart, it reveals that 26.7% of respondents think artificial intelligence (AI) will be the most impactful technology for warehouse optimization in the future, 20% think the Internet of Things (IoT) will be most impactful, 37.8% think robotics and automation will have the greatest impact, and 15.6% think predictive analytics will be most impactful.

TESTING OF HYPOTHESIS

How would you rate the overall efficiency of your warehouse operations?

- 1 = Very inefficient
- 2 = Inefficient
- 3 = Somewhat efficient
- 4 = Efficient
- 5 = Very efficient

Table showing the overall efficiency of current warehouse operations

Particulars	No. of respondents	Percentage
1 (Very inefficient)	5	11.11%
2 (Inefficient)	6	13.33%
3 (Somewhat efficient)	15	33.33%
4 (Efficient)	12	26.67%
5 (Very efficient)	7	15.56%
Total	45	100%

Solution: Setting of Hypothesis

- **Null Hypothesis (H₀):** There is no correlation between the rating scale and the number of respondents.

➤ **Alternative Hypothesis (H₁):** There is a correlation between the rating scale and the number of respondents. Calculation of Correlation coefficient for the above data Consider: X = Particulars
Y = Number of respondents

X	1	2	3	4	5
Y	5	6	15	12	7

X	Y	X ²	Y ²	XY
1	5	1	25	5
2	6	4	36	12
3	15	9	225	45
4	12	16	144	48
5	7	25	49	35
ΣX=15	ΣY=45	ΣX ² =55	ΣY ² =479	ΣXY=145

Correlation Co-efficient

$$r = \frac{n(\sum XY) - (\sum X)(\sum Y)}{\sqrt{[n\sum X^2 - (\sum X)^2][n\sum Y^2 - (\sum Y)^2]}}$$

$$r = \frac{5(145) - (15)(45)}{\sqrt{[5(55) - (15)^2][5(479) - (45)^2]}}$$

$$r = \frac{725 - 675}{\sqrt{[275 - 225][2395 - 2025]}}$$

$$r = \frac{50}{\sqrt{[50][370]}}$$

$$r = \frac{50\sqrt{18500}}{136.01}$$

$$r = 0.368$$

Conclusion

If “r” is < 1, then the alternative hypothesis (H₁) is accepted, and if “r” is > 1, then the null hypothesis (H₀) is accepted. In this case, the calculated “r” is approximately 0.368, which is less than 1. Therefore, the **alternative hypothesis (H₁)** is accepted, indicating that there is some positive correlation. However, since the correlation is **positive (not negative)** and the strength of this relationship is moderate, the null hypothesis is still **not supported**. Although the correlation exists, it is not strong enough to establish a significant relationship based on this data set.

VII. FINDINGS

- It was found that 57.8% of respondents believe their warehouse is somewhat prepared to adopt new data analytics technologies, suggesting that while readiness exists, there is still room for improvement in full preparedness.
- 37.8% of respondents think robotics and automation will have the greatest impact on warehouse optimization in the future, indicating a strong belief in the transformative power of automation technologies.
- 60% of respondents use basic inventory management software, with a smaller portion (6.7%) using advanced analytics platforms, showing a gap in the adoption of sophisticated tools.
- 53.3% of respondents identify bottlenecks by tracking key performance metrics, highlighting the importance of metric-based tracking in improving warehouse operations.
- 57.8% of respondents make stock replenishment decisions based on historical data, indicating a reliance on past trends for inventory management

VIII. CONCLUSIONS

The findings indicate a moderate familiarity with data analytics among employees, suggesting the need for targeted training programs. While most respondents rely on basic software for inventory tracking, there is a significant opportunity to transition to more advanced automated systems to enhance accuracy and efficiency. The identification of order picking and packing as the most time-consuming tasks highlights an area ripe for automation. By leveraging data analytics for decision-making

REFERENCES

JOURNALS

1. Kourentzes, N., & Fildes, R. (2019). "The Role of Data Analytics in Forecasting Demand and Managing Inventory." *European Journal of Operational Research*, 272(3), 789-803.
2. Luo, X., & Wei, J. (2020). "Optimization Models and Algorithms for Warehouse Management Using Big Data Analytics." *Computers & Industrial Engineering*, 146, 106626.
3. Bertolini, M., & Guercini, S. (2021). "Data-Driven Approaches in Logistics and Warehouse Management: A Systematic Review." *Transportation Research Part E: Logistics and Transportation Review*, 149, 102299.
4. Goh, M., & Sim, M. (2021). "Integrating Data Analytics with Warehouse Operations: Benefits and Challenges." *International Journal of Logistics Management*, 32(2), 578-594.
5. Huang, X., & Yang, L. (2022). "Improving Warehouse Efficiency Through Predictive Analytics: Evidence from a Case Study." *Journal of Business Research*, 142, 310-322.

BOOKS

6. Harrison, A., & van Hoek, R. (2020). *Logistics Management and Strategy: Competing Through the Supply Chain*. Pearson.
7. Heizer, J., Render, B., & Munson, C. (2021). *Operations Management: Sustainability and Supply Chain Management*. Pearson.
8. Bowersox, D. J., Closs, D. J., & Cooper, M. B. (2020). *Supply Chain Logistics Management*. McGraw-Hill Education.
9. Frazelle, E. (2020). *World-Class Warehousing and Material Handling*. McGraw-Hill Education.
10. Hazen, B. T., Boone, C. A., Ezell, J. D., & Jones-Farmer, L. A. (2014). *Data Quality for Analytics, Business Intelligence, and Data Science*. CRC Press.

WEBSITES

11. <https://www.radicalcloudsolutions.com/the-role-of-data-analytics-in-inventory-management/>
12. <https://www.expresscomputer.in/news/ai-and-data-science-models-are-at-the-heart-of-all-the-systems-that-we-build-at-swiggy/44566/>
13. <https://bizbracket.in/industry/ecommerce/swiggy-logistics-optimization-boosts-efficiency-in-food-delivery-business-in-india/>
14. <https://medium.com/@yenamalaumamahesh/data-science-delights-how-swiggy-and-zomato-revolutionize-food-delivery-with-advanced-techniques-831305f9999c>
<https://expressroadways.in/blog/how-data-analytics-helps-in-optimizing-warehouse-operations-in-india/>



INTERNATIONAL
STANDARD
SERIAL
NUMBER
INDIA



INTERNATIONAL JOURNAL OF INNOVATIVE RESEARCH

IN SCIENCE | ENGINEERING | TECHNOLOGY

 9940 572 462  6381 907 438  ijirset@gmail.com



www.ijirset.com

Scan to save the contact details