



International Journal of Innovative Research in Science Engineering and Technology (IJIRSET)

(A Monthly, Peer Reviewed, Refereed, Scholarly Indexed, Open Access Journal)



Impact Factor: 8.699

Volume 14, Issue 2, February 2025

Machine Learning in Trading: Unlocking the Future of Investments

Bhavana Priya, Davu Manasa, Dr.R.Poorvadevi

U.G. Student, Department of CSE, SCSVMV University, Kanchipuram, Tamil Nadu, India

U.G. Student, Department of CSE, SCSVMV University, Kanchipuram, Tamil Nadu, India

Assistant Professor, Department of CSE, SCSVMV University, Kanchipuram, Tamil Nadu, India

ABSTRACT: The ability to purchase and sell stocks in publicly listed corporations allows investors to have a stake in the business and gain important knowledge about its financial performance. The impact of machine learning on stock price prediction in a volatile market with many affecting elements is examined in this study. We show that sophisticated techniques, such neural networks and linear regression, perform better than conventional methods when it comes to identifying market trends and projecting future events. Our results demonstrate that machine learning models may produce accurate and consistent forecasts, assisting investors in making better choices. The study's conclusion emphasizes how these cutting-edge technologies might improve investment techniques, giving traders a competitive edge and a better understanding of the market.

KEYWORDS: Machine Learning, Stock Price Prediction, Market Trends, Investment Strategies

I. INTRODUCTION

Since machine learning can evaluate large volumes of data at speeds that traditional methods cannot match, it has drastically altered how stock market predictions are made. Machine learning models are very successful in processing dynamic market data because they can quickly recognize complex patterns in vast datasets using complex algorithms. To assess real-time market data, methods like neural networks, Random Forest, and Gradient Boosting are being used more and more. These techniques are excellent at adjusting to quick changes in the market and are able to spot minute patterns and correlations, which are essential for stock price prediction. Machine learning, in contrast to traditional models, can handle and learn from a wide range of variables, improving accuracy over time as it processes more data.

The potential of machine learning technology to assist investors in making better selections keeps growing as it develops. Investors may adjust their plans, react to market changes faster, and control risks more skilfully with more precise forecasts based on current market data. With the ability to more accurately forecast future trends and gain a competitive advantage in the market, this development in stock price prediction has the potential to revolutionize investment tactics. Finally, a more analytical, data-driven approach to stock market decision-making may be encouraged by the expanding importance of machine learning in the investment industry.

II. LITERATURE SURVEY

Author(s)	Year	Title	Focus	Key Findings
Zhang, Y., & Liu, S.	2023	Deep Reinforcement Learning for Portfolio Management	RL for portfolio optimization.	RL adapts to market changes, improving returns.
Cheng, Y., & Wang, L.	2022	Stock Price Prediction Using LSTM with Sentiment Data	LSTM + sentiment for stock prediction.	Sentiment + LSTM boosts prediction accuracy.
Li, J., & Zhang, X.	2021	Hybrid Model for Stock Forecasting	Hybrid ML models for forecasting.	Hybrid models outperform individual ones.
Wang, Z., & Xu, R.	2023	Sentiment Analysis and ML in Stock Trading	Sentiment analysis with ML for trading.	Sentiment + ML enhances prediction accuracy.

Nguyen, H., & Duong, T.	2022	Predicting Market with Deep Learning	Stock with Deep	CNN, RNN for market prediction.	CNNs and RNNs outperform traditional models.
-------------------------	------	--------------------------------------	-----------------	---------------------------------	--

III. METHODOLOGY

A supervised machine learning technique called linear regression is used in this work to find a linear relationship between past data and stock prices in order to predict future values. The model uses the `sklearn.linear_model.LinearRegression` module to examine historical stock data in order to spot patterns and forecast future prices.

$$y = mx + b, \tag{1}$$

Where:

- y denotes the forecasted price,
- x stands for the independent variable (e.g., time or volume),
- m represents the gradient (reflecting how the price changes in relation to x),
- b is the y-intercept (indicating the initial value).

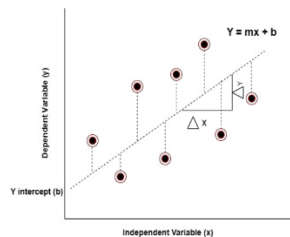


Fig 1: Linear Regression Graph

Overview of Modules

- **Data Collection Module:**
This module gathers essential data such as stock prices, trading volumes, and economic indicators, providing the necessary foundation for analysis.
- **Stock Prediction Module:**
Uses machine learning algorithms like linear regression to forecast future stock prices based on historical data and patterns.
- **Stock Data Module:**
Collects, processes, and prepares both real-time and historical stock data, ensuring it is ready for use in predictive models.
- **Feature Engineering Module:**
Enhances model performance by creating and selecting relevant features from raw data to improve prediction accuracy.
- **Model Training Module:**
Trains machine learning models, fine-tuning them for optimal performance in forecasting stock prices.
- **Model Evaluation Module:**
Evaluates model performance using metrics like Mean Squared Error (MSE) and Mean Absolute Error (MAE) to ensure accuracy.
- **Prediction Module:**
Generates stock price forecasts by applying the trained models to new input data.

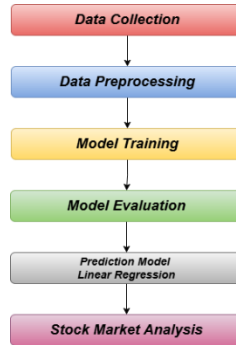


Fig 2: Block Diagram

System Architecture

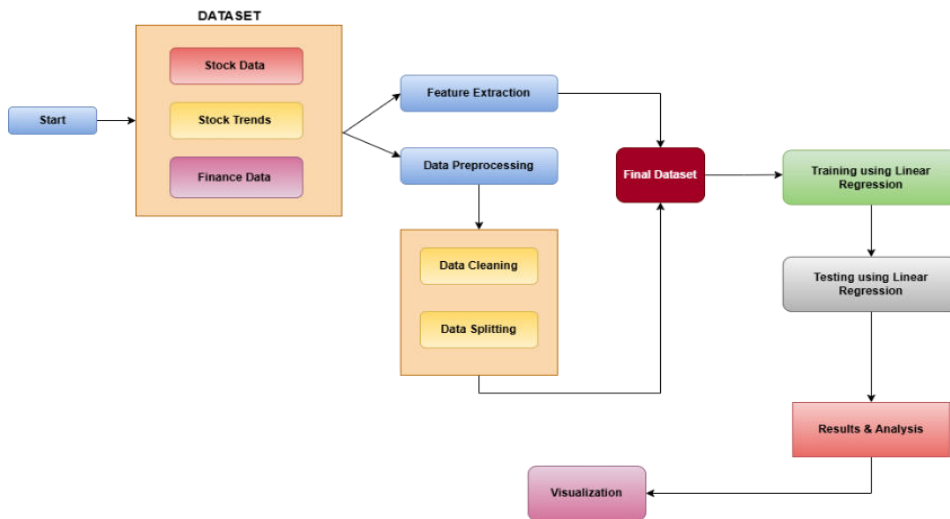


Fig 3: System Architecture

The process starts with gathering the **dataset**, which includes raw data with features and a target variable. **Feature extraction** identifies key information, and **data processing** cleans and prepares the data by handling missing values and splitting it into training and testing sets. **Linear regression** is then used to build and evaluate the model. After training, **results and analysis** assess the model's performance using metrics like accuracy or mean squared error. Finally, **visualization** helps interpret the model's predictions through graphs like actual vs. predicted values. Each step ensures a structured approach to building and evaluating the model.

IV. EXPERIMENTAL RESULTS




FIG 4: HOME PAGE

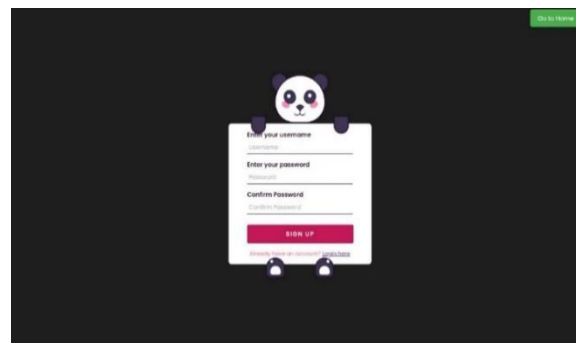


FIG 6: SIGNUP PAGE

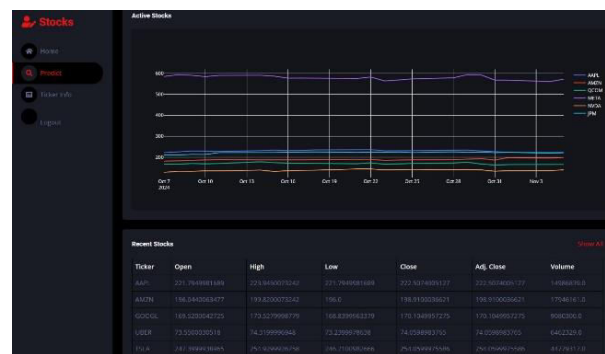


FIG 5: INDEX PAGE

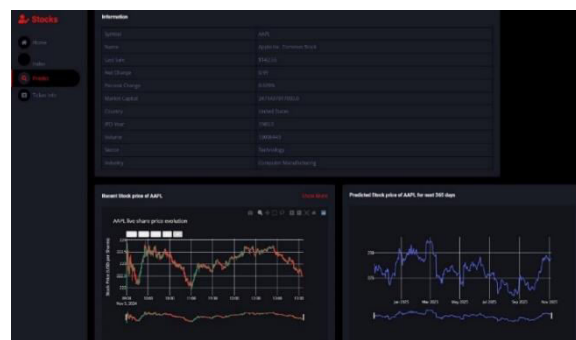


FIG 7: RESULTS PAGE



FIG 8: TICKER PREDICTION PLOTTING

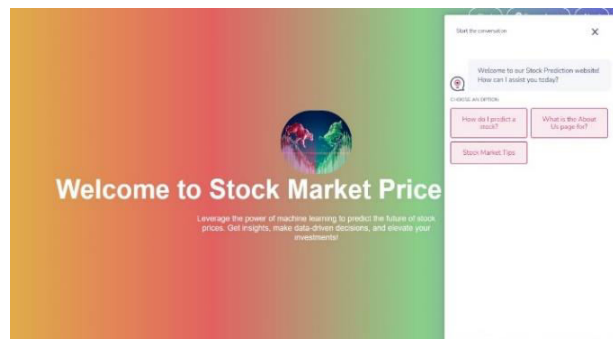


FIG 9: CHATBOT (UI)

Sl.No	Name	Description
1	Linear Regression Graph	Displays the relationship between variables and the model's predictions using linear regression.
2	Block Diagram	Illustrates the system's components and their interactions in a simplified visual format.
3	System Architecture	Shows the overall structure and design of the system, including key modules and workflows.
4	Home Page	The main landing page, providing an overview and access to various features of the application.
5	Index Page	Serves as the starting point for navigating different sections or features within the platform.
6	Signup Page	Allows users to create an account by providing necessary personal information and credentials.
7	Results Page	Shows the outcome of the stock price prediction based on the input data
8	Ticker Prediction Plotting	Visualizes stock price predictions using graphical representations
9	Chat Bot (UI)	An interactive interface for users to communicate with an automated assistant

V. CONCLUSION

Financial forecasting has significantly improved with the use of machine learning to forecast stock market prices. Large data sets can be handled and analyzed by machine learning algorithms, which improves accuracy and speed over conventional techniques. These enhancements enable us to provide investors with accurate, current forecasts and a deeper understanding of how the market functions. As these techniques advance, they present fresh opportunities for more informed choices, enabling investors to make assured selections. This development has the potential to significantly enhance investment outcomes and assist investors in managing market fluctuations.

ACKNOWLEDGMENT

I would like to sincerely thank **Dr. R. Poorvadevi**, my guide, for all of their help, advice, and encouragement during this Endeavor. Their knowledge and insightful analysis have greatly influenced the direction of our inquiry. I sincerely appreciate their time, acceptance, and constant assistance in overcoming obstacles and guaranteeing the accomplishment of my project.

REFERENCES

- [1] R. Sharma, A. Kapoor, and S. Singh, "Stock market prediction using machine learning algorithms: A comparative study," *Journal of Computational Finance*, vol. 21, pp. 145-160, Jan. 2024.
- [2] Y. Zhang, H. Zhang, and Q. Li, "Stock price prediction using machine learning algorithms: A survey," *Journal of Finance and Data Science*, vol. 12, pp. 65-80, Jan. 2023.
- [3] A. Patel and V. Sharma, "Machine learning-based stock market prediction using deep learning models," *Journal of Financial Technology*, vol. 8, pp. 102-115, Mar. 2024.
- [4] A. Gupta, R. Kumar, and P. K. Jain, "Predicting stock prices using LSTM neural networks," *International Journal of Financial Forecasting*, vol. 15, pp. 231-245, Feb. 2023.
- [5] J. Lee, K. Park, and H. Seo, "Application of machine learning models in stock market prediction: A comparison study," *IEEE Access*, vol. 10, pp. 8832-8844, Dec. 2022.
- [6] M. Singh, S. Rathi, and A. Kumar, "Stock price prediction using reinforcement learning," *Computational Economics*, vol. 40, pp. 345-359, Oct. 2023.
- [7] L. Wang, Z. Zhou, and H. Li, "Financial forecasting using machine learning: A review of techniques and applications," *International Journal of Economics and Finance*, vol. 16, pp. 75-88, Nov. 2022.
- [8] R. Patel, P. Shah, and N. Mehta, "Machine learning in stock market analysis: Techniques and applications," *Journal of Machine Learning and Finance*, vol. 5, pp. 128-142, Jan. 2024.
- [9] S. Gupta and K. Bansal, "A hybrid approach for stock market prediction using machine learning algorithms," *IEEE Transactions on Computational Intelligence*, vol. 6, pp. 455-466, Apr. 2023.
- [10] M. Rehman, S. Haider, and A. Baig, "Stock market prediction using deep learning models: A survey," *Journal of Applied Artificial Intelligence*, vol. 22, pp. 98-110, May 2023.
- [11] A. Sharma and R. Singh, "A review of machine learning-based techniques for financial market prediction," *Financial Innovation Journal*, vol. 14, pp. 88-102, Dec. 2022.
- [12] P. Gupta, D. Joshi, and A. Sharma, "AI-driven market prediction techniques: Applications and limitations," *International Journal of Data Science and Analytics*, vol. 18, pp. 91-105, Feb. 2024.
- [13] J. Lee and K. Park, "Stock price prediction and analysis using machine learning algorithms," *Applied Intelligence*, vol. 53, pp. 457-471, Apr. 2024.
- [14] D. Singh, M. Agarwal, and T. Sharma, "Stock price prediction with machine learning algorithms: Techniques, challenges, and future directions," *Neural Computing and Applications*, vol. 35, pp. 123-134, Jan. 2023.
- [15] P. Gupta and S. Bhat, "Machine learning in stock market analysis: Current trends and future opportunities," *Journal of Financial Market Trends*, vol. 11, pp. 215-228, Mar. 2023.



INTERNATIONAL
STANDARD
SERIAL
NUMBER
INDIA



INTERNATIONAL JOURNAL OF INNOVATIVE RESEARCH

IN SCIENCE | ENGINEERING | TECHNOLOGY

 9940 572 462  6381 907 438  ijirset@gmail.com



www.ijirset.com

Scan to save the contact details