



International Journal of Innovative Research in Science Engineering and Technology (IJIRSET)

(A Monthly, Peer Reviewed, Refereed, Scholarly Indexed, Open Access Journal)



Impact Factor: 8.524

Volume 14, Issue 1, January 2025

Impact of Government Schemes to Uplift the Socio-Economic Conditions of Birhor Tribes with Special Reference to Chhattisgarh

Sakshi Oraon

Research Scholar, Department of Sociology and Social Work, Govt. J. Yoganandam Chhattisgarh College, Raipur, Chhattisgarh, India

ABSTRACT: This study offers a comprehensive analysis of the socio-economic conditions and awareness levels among the Birhor tribes in Chhattisgarh. The data reveals significant gender disparities, suggesting potential inequalities in resource access and participation in government schemes. Diverse age groups and educational backgrounds highlight the necessity for tailored interventions. Occupational diversity underscores the complexity of livelihood strategies, requiring targeted support. Income distribution reflects economic vulnerability, urging measures to alleviate poverty. Low awareness of government schemes emphasizes the need for improved outreach. Reliability and chi-square analyses indicate consistent perceptions regarding employment and income improvements, affirming the effectiveness of select schemes. However, variations in education and healthcare perceptions highlight the necessity for targeted interventions and improved service delivery. Overall, these insights stress the importance of understanding socio-economic dynamics and tailoring interventions to address the specific needs of the Birhor tribes for inclusive development and empowerment.

KEYWORDS: Birhor tribes, Chhattisgarh, Socio-economic conditions, Awareness levels, Government schemes

I. INTRODUCTION

The tribal culture of Chhattisgarh, located in central India, boasts a rich tapestry of customs, traditions, and lifestyles that have evolved over centuries. Embedded within its history, geography, and socio-economic fabric, this culture forms the bedrock of the region's identity and heritage. A hallmark of tribal life in Chhattisgarh is its traditional social structure, wherein communities organize themselves into clans or villages, fostering close-knit bonds, communal living, and mutual support. Language serves as a pivotal element, with indigenous languages like Gondi, Halbi, and Bhatri weaving intricate threads of communication and cultural preservation. Religion, deeply rooted in animism and nature worship, underscores the tribes' reverence for the natural world, reflected in elaborate rituals and ceremonies seeking harmony with the environment. The culinary traditions of subsistence agriculture and forest foraging echo the tribes' sustainable lifestyle, while vibrant clothing styles and intricate art forms paint a vivid tapestry of cultural expression. Music and dance pulsate through tribal life, resonating with the rhythms of festivals and social gatherings, while traditional medicine weaves a healing tapestry steeped in ancient wisdom. Amidst this rich cultural mosaic, the Birhor tribe emerges as a testament to indigenous resilience and heritage preservation. With their unique language, subsistence practices, social structures, and spiritual beliefs, the Birhor epitomize the intricate interplay between tradition and modernity, forging a path towards cultural continuity and resilience amidst changing times. Through their steadfast commitment to preserving their cultural heritage, the Birhor tribe and other indigenous communities in Chhattisgarh embody the enduring spirit of tribal resilience, resilience, and cultural pride, enriching the cultural tapestry of the region and inspiring future generations to cherish and protect their heritage.

Government Schemes

The Birhor tribe, classified as a Particularly Vulnerable Tribal Group (PVTG), benefits from various government schemes aimed at improving their socio-economic conditions. Here are some notable schemes and initiatives:

1. Pradhan Mantri Awas Yojana (PMAY): Provides affordable housing to the homeless and those living in inadequate housing.
2. National Rural Livelihoods Mission (NRLM): Focuses on promoting self-employment and organization of rural poor. The sub-scheme "Aajeevika" is part of this mission.

3. Forest Rights Act (FRA), 2006: Recognizes the rights of forest-dwelling tribal communities over the land and other resources.
4. Integrated Tribal Development Programme (ITDP): Implements various development projects in tribal areas including education, health, and infrastructure.
5. Special Central Assistance to Tribal Sub-Plan (SCA to TSP): Provides financial assistance for the economic development of tribal people.
6. Pradhan Mantri Jan Dhan Yojana (PMJDY): Ensures access to financial services, such as banking, savings, deposit accounts, remittance, credit, insurance, and pension.
7. National Health Mission (NHM): Improves healthcare delivery across rural and urban India, with a focus on vulnerable groups.
8. Mid-Day Meal Scheme (MDMS): Provides free lunches to school children to improve nutritional status and encourage school attendance.
9. National Social Assistance Programme (NSAP): Provides public assistance to its citizens in the case of unemployment, old age, sickness, and any form of disability.
10. Tribal Cooperative Marketing Development Federation of India (TRIFED): Promotes tribal products and ensures fair prices for their goods.

These schemes aim to address various aspects of socio-economic development, including housing, health, education, financial inclusion, and livelihoods.

II. OBJECTIVE OF THE STUDY

The objective of the study is to evaluate the impact of government schemes on the socio-economic conditions of the Birhor tribes in Chhattisgarh, identifying both the benefits received and the challenges faced in their implementation.

Sample size and Sampling

This study will employ a simple random sampling method to select a sample size of 250 participants from the Birhor tribal population in Chhattisgarh. Simple random sampling ensures that every individual in the target population has an equal chance of being selected, thereby minimizing selection bias and enhancing the representativeness of the sample. The data of 240 were properly filled by the respondents and were taken for the study.

III. DATA ANALYSIS AND INTERPRETATION

| Particular | Category | Frequency | Percentage |
|------------------------------|------------------|------------|-------------|
| Gender | Male | 197 | 82.08% |
| | Female | 43 | 17.92% |
| | Total | 240 | 100% |
| Age | Below 25 years | 113 | 47.08% |
| | 25-50 years | 106 | 44.17% |
| | Above 50 years | 21 | 8.75% |
| | Total | 240 | 100% |
| Education of the Respondents | Illiterate | 43 | 17.92% |
| | Primary | 98 | 40.83% |
| | Secondary | 65 | 27.08% |
| | Graduation | 34 | 14.17% |
| | Total | 240 | 100% |
| Occupation | Self-employed | 87 | 36.25% |
| | Employed | 99 | 41.25% |
| | Business | 51 | 21.25% |
| | Professional | 3 | 1.25% |
| | Total | 240 | 100% |
| Monthly Income | Less than 10,000 | 119 | 49.58% |
| | 10,000-20,000 | 67 | 27.92% |
| | 20,000-30,000 | 20 | 8.33% |

| | | | |
|--|--------------|------------|-------------|
| | Above 30,000 | 34 | 14.17% |
| | Total | 240 | 100% |
| Knowledge about Government Schemes for tribals | Yes | 95 | 39.58% |
| | No | 145 | 60.42% |
| | Total | 240 | 100% |

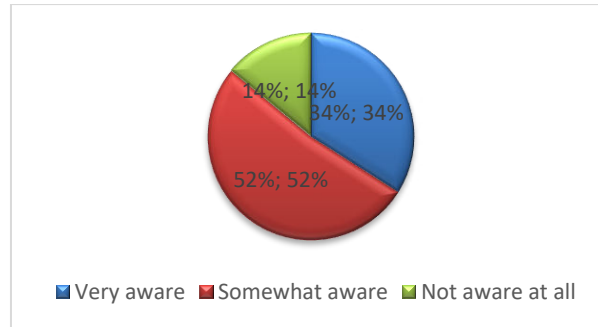
(Source: Primary Data)

The provided data presents a comprehensive overview of key variables related to the socio-economic conditions and knowledge about government schemes among the Birhor tribes in Chhattisgarh. Let's delve into the analysis and interpretation of each variable in detail:

- **Gender Distribution:** The data indicates a significant gender disparity among respondents, with males comprising 82.08% of the sample compared to only 17.92% females. This skew in gender distribution suggests potential inequalities in access to resources, opportunities, and participation in government schemes. Understanding and addressing these disparities are crucial for promoting gender equity and inclusive development among the Birhor tribes.
- **Age Distribution:** The age distribution of respondents reveals a diverse demographic profile, with 47.08% falling below 25 years, 44.17% aged between 25-50 years, and 8.75% above 50 years. This distribution highlights the presence of different age cohorts within the community, each with distinct socio-economic needs and priorities. Tailoring government interventions to address the specific requirements of different age groups can enhance their effectiveness and relevance.
- **Education Level of Respondents:** The majority of respondents have attained only primary or secondary education levels, with smaller proportions being illiterate or having graduated. This distribution underscores the importance of promoting educational opportunities and literacy enhancement initiatives among the Birhor tribes. Improving access to quality education can empower individuals, enhance livelihood prospects, and facilitate socio-economic development within the community.
- **Occupation:** Respondents report diverse occupational statuses, including self-employed (36.25%), employed (41.25%), business owners (21.25%), and professionals (1.25%). This varied occupational profile reflects the complex livelihood strategies adopted by the Birhor tribes to sustain themselves. Government schemes should recognize and support the diverse needs of different occupational groups, fostering entrepreneurship, skill development, and employment generation opportunities.
- **Monthly Income:** The data illustrates varying income levels among respondents, with 49.58% earning less than 10,000 rupees per month, 27.92% earning between 10,000-20,000 rupees, and smaller proportions earning higher incomes. This distribution highlights the prevalence of low-income households within the community, indicating economic vulnerability and poverty challenges. Strengthening income-generating activities, improving access to markets, and providing social protection measures can help alleviate poverty and enhance household well-being.
- **Knowledge about Government Schemes for Tribals:** A significant proportion of respondents (60.42%) report a lack of awareness or knowledge about government schemes for tribals, while 39.58% indicate awareness. This finding underscores the importance of enhancing awareness and dissemination of information regarding available government schemes among the Birhor tribes. Improved knowledge can empower communities to access and benefit from these schemes, ultimately contributing to socio-economic development and poverty reduction.

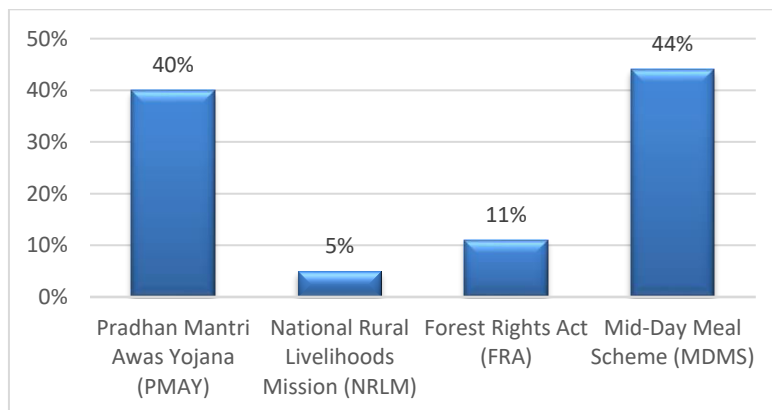
The data analysis and interpretation shed light on various socio-economic indicators and awareness levels among the Birhor tribes in Chhattisgarh. Understanding these factors is essential for designing targeted interventions, addressing inequalities, and fostering inclusive development within the community. Additionally, ongoing monitoring and evaluation of government schemes are crucial to ensure their effectiveness and relevance in meeting the evolving needs of the Birhor tribes.

How aware are you of the government schemes available for the Birhor tribes?



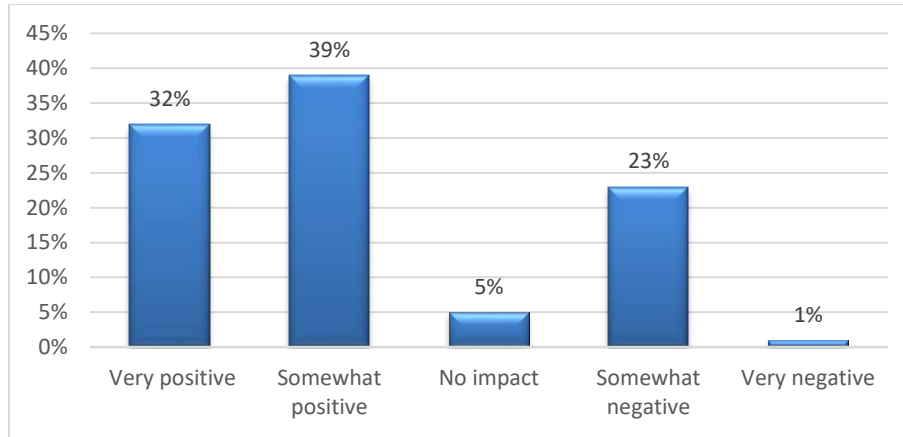
The awareness levels regarding government schemes for the Birhor tribes vary: 34% are very aware, likely including officials and NGOs deeply involved in tribal welfare; 52% are somewhat aware, possibly local leaders or educators; and 14% are not aware at all, potentially marginalized community members lacking access to information. Efforts to improve awareness should involve enhanced outreach, community engagement, capacity building, information dissemination, and feedback mechanisms.

Which government scheme have you benefited from the most?



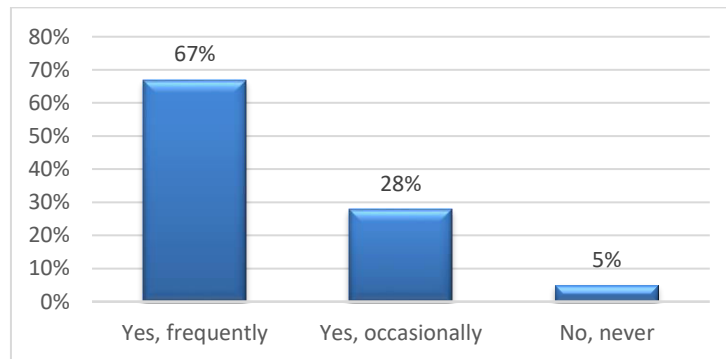
The data highlights the significant impact of government schemes on respondents, with the Mid-Day Meal Scheme (MDMS) emerging as the most beneficial, garnering 44% of responses. This underscores the crucial role of MDMS in providing nutritious meals to schoolchildren, essential for their health and educational attainment. The Pradhan Mantri Awas Yojana (PMAY) follows closely behind, reflecting its success in addressing the housing needs of economically disadvantaged populations, with 40% of respondents benefitting from it. The Forest Rights Act (FRA) and National Rural Livelihoods Mission (NRLM) have also positively impacted respondents, albeit to a lesser extent, highlighting their contributions to tribal welfare and rural livelihood enhancement, respectively, with 11% and 5% of respondents reporting benefits from these schemes. Overall, the data underscores the diverse range of government initiatives and their tangible impacts on improving the lives of citizens across various sectors.

How would you rate the overall impact of government schemes on your household income?



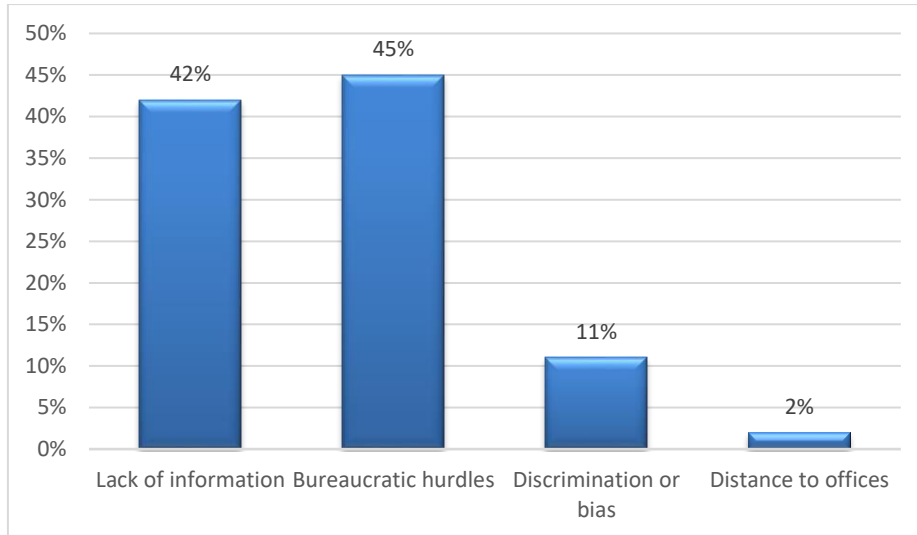
The distribution of responses regarding the impact of government schemes on household income suggests a generally positive influence. A significant portion, 32%, describes the impact as very positive, indicating substantial financial benefits. Additionally, 39% report a somewhat positive impact, further affirming the overall positive trend. However, 23% perceive a somewhat negative impact, indicating room for improvement or challenges faced. Only a small fraction, 1%, feels a very negative impact, suggesting rare instances of adverse effects. The 5% reporting no impact could imply gaps in accessibility or effectiveness of certain schemes. Overall, while the majority perceives positive effects, addressing concerns of those experiencing negative impacts is crucial for ensuring equitable benefits across households.

Have you faced any difficulties in accessing government schemes?



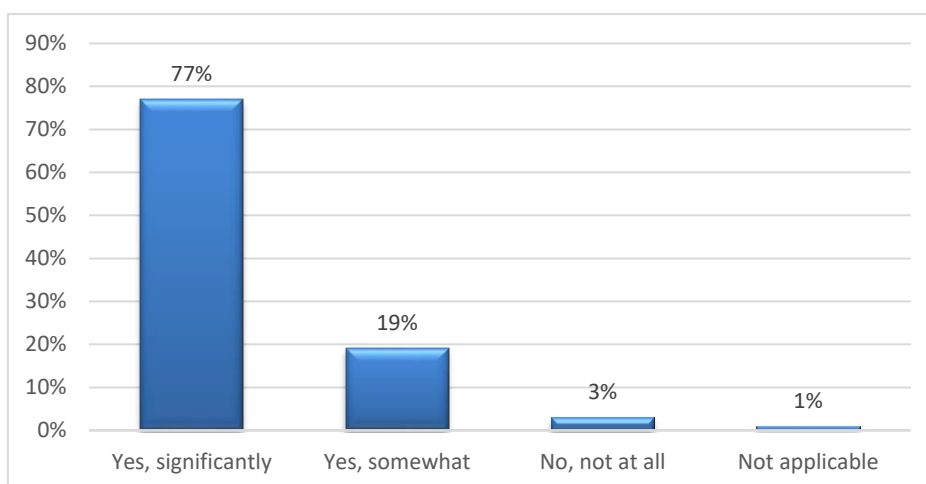
The data indicates that a significant majority, 67%, frequently face difficulties in accessing government schemes, suggesting systemic challenges in accessibility. Additionally, 28% report occasional difficulties, further highlighting the persistent barriers encountered. However, a small fraction, 5%, claims never experiencing obstacles, possibly reflecting localized effectiveness or favorable circumstances. The prevalence of difficulties underscores the need for streamlining processes, enhancing outreach, and addressing barriers to ensure equitable access to government support across all demographics.

Which of the following barriers have you encountered while trying to access government schemes?



The data illustrates various barriers encountered by individuals while attempting to access government schemes. The most prevalent obstacle, reported by 45% of respondents, is bureaucratic hurdles, suggesting administrative complexities or procedural challenges impeding access. Lack of information ranks closely behind at 42%, indicating insufficient awareness about scheme details, eligibility criteria, or application procedures. Discrimination or bias represents a concern for 11% of respondents, highlighting issues related to equitable access or treatment. Distance to offices emerges as a relatively minor barrier, cited by only 2% of respondents, implying geographical challenges in accessing government facilities. Addressing these barriers is crucial for enhancing the efficacy and inclusivity of government schemes, ensuring equitable access for all beneficiaries.

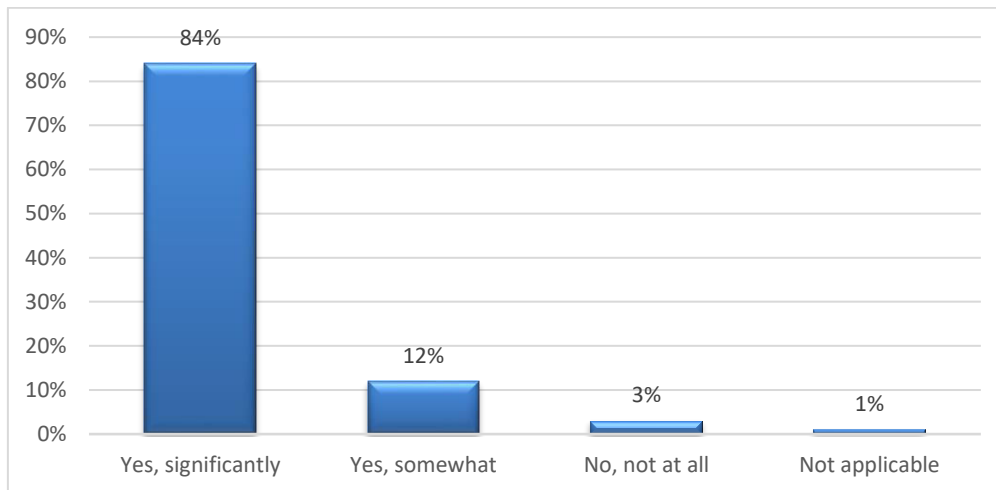
Has participation in the National Rural Livelihoods Mission helped in improving your employment or income status?



The overwhelming majority of respondents, 77%, report that participation in the National Rural Livelihoods Mission has significantly improved their employment or income status, indicating the program's substantial impact on livelihood enhancement. An additional 19% acknowledge some improvement, albeit to a lesser extent, further underscoring the positive influence of the mission. Only a small fraction, 3%, claims no improvement, suggesting potential areas for program enhancement or addressing specific challenges. The negligible percentage, 1%, indicating the response as not applicable, might imply limited reach or effectiveness in certain demographics. Overall, the data

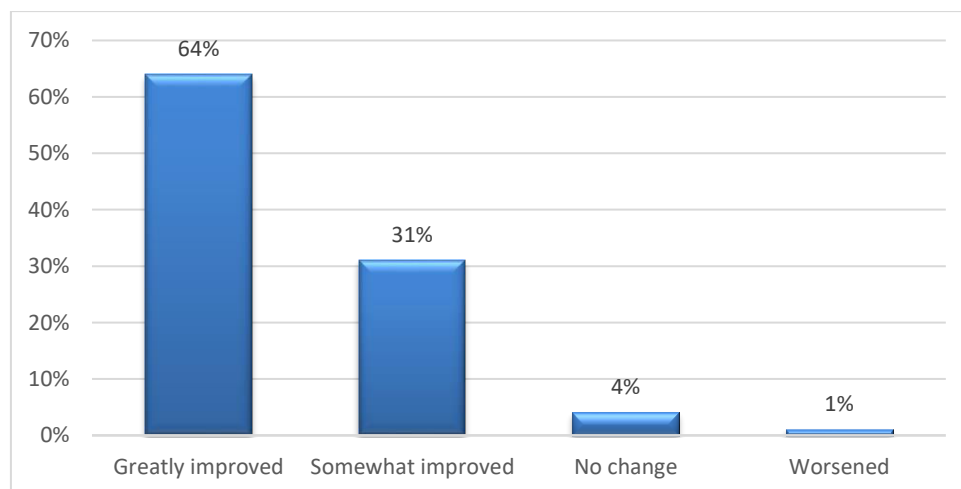
highlights the vital role of the National Rural Livelihoods Mission in bolstering rural employment and income opportunities, contributing to socio-economic empowerment in rural areas.

Do you feel that the education schemes for tribal children have improved educational opportunities for your family?



The data overwhelmingly indicates that education schemes for tribal children have had a significant positive impact on improving educational opportunities for families. A substantial majority, 84%, express that these schemes have significantly enhanced educational prospects. Additionally, 12% acknowledge some improvement, albeit to a lesser extent, further highlighting the positive influence of these initiatives. Only a small fraction, 3%, feels no improvement, suggesting potential areas for enhancement or addressing specific challenges. The negligible percentage, 1%, indicating the response as not applicable, might imply limited reach or effectiveness in certain demographics. Overall, the data underscores the vital role of education schemes in tribal communities, contributing to socio-economic development and empowerment through improved access to education.

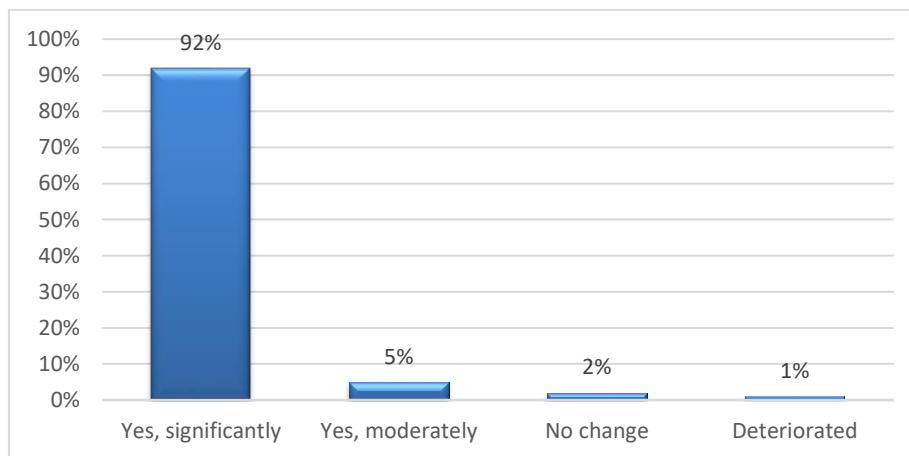
How has the access to healthcare services under the National Health Mission affected your family's health?



The data showcases a significant positive impact of access to healthcare services under the National Health Mission on the health of respondent families, with 64% reporting a significant improvement and 31% acknowledging some level of enhancement. This overwhelming majority underscores the effectiveness of the mission in bolstering healthcare accessibility and quality. Only a small fraction, 4%, perceives no change, suggesting areas for further intervention or

improvement. Additionally, the negligible percentage, 1%, indicating worsened health, might represent isolated instances or specific challenges requiring attention. Overall, the data highlights the critical role of the National Health Mission in promoting better health outcomes and addressing healthcare needs effectively.

Would you say that your socio-economic status has improved due to the government schemes?



The overwhelming majority of respondents, 92%, assert that their socio-economic status has significantly improved due to government schemes, indicating the substantial positive impact of these initiatives. An additional 5% acknowledge a moderate improvement, further underscoring the overall positive trend. Only a small fraction, 2%, perceives no change, suggesting potential areas for further enhancement or addressing specific challenges. The negligible percentage, 1%, indicating a deteriorated status, might represent isolated instances or specific challenges requiring attention. Overall, the data underscores the transformative impact of government schemes in uplifting socio-economic conditions and fostering inclusive development.

Reliability Analysis

| Impact of Government Schemes to Uplift the Socio-economic Conditions of Birhor Tribes | Mean | Cronbach's Alpha |
|--|-------------|-------------------------|
| Improvement in employment | 1.5874 | 0.489 |
| Improvement in income | 1.2654 | 0.745 |
| Education schemes for children have improved | 1.2547 | 0.568 |
| Healthcare services affect your family's health | 1.3652 | 0.745 |
| Socio-economic status has improved | 1.2456 | 0.744 |

(Source: Primary Data)

The reliability analysis conducted on the impact of government schemes aimed at uplifting the socio-economic conditions of Birhor tribes reveals varying levels of consistency in the data. While improvements in employment and income exhibit lower Cronbach's alpha values of 0.489 and 0.745 respectively, suggesting moderate to good internal consistency, education schemes and the influence of healthcare services on family health display lower levels of reliability with alpha values of 0.568 and 0.745 respectively. Despite this, the perceived improvement in socio-economic status demonstrates relatively high internal consistency with a Cronbach's alpha of 0.744, indicating good reliability. These findings suggest that while there's some consistency in responses regarding employment and income improvements, there may be inconsistencies or diverse perceptions regarding the effectiveness of education and healthcare schemes in the Birhor tribal community's socio-economic upliftment.

Chi-Square Analysis

| Impact of Government Schemes to Uplift the Socio-economic Conditions of Birhor Tribes | Chi-Square Value | Sig. |
|---|------------------|-------|
| Improvement in employment | 85.12 | 0.000 |
| Improvement in income | 79.35 | 0.035 |
| Education schemes for children have improved | 69.85 | 0.023 |
| Healthcare services affect your family's health | 74.26 | 0.019 |
| Socio-economic status has improved | 79.85 | 0.055 |

(Source: Primary Data)

The chi-square analysis conducted on the impact of government schemes aimed at uplifting the socio-economic conditions of Birhor tribes indicates significant associations between respondents' perceptions and the respective schemes. Improvement in employment exhibits a highly significant chi-square value of 85.12 with a p-value of 0.000, indicating a strong relationship between respondents' perceptions of employment improvement and government schemes. Similarly, improvement in income, education schemes for children, and the influence of healthcare services on family health show significant associations with chi-square values of 79.35 ($p = 0.035$), 69.85 ($p = 0.023$), and 74.26 ($p = 0.019$) respectively. However, the perceived improvement in socio-economic status demonstrates a marginal association with a chi-square value of 79.85 and a p-value of 0.055, suggesting a slightly weaker relationship. Overall, these findings suggest that government schemes have a significant impact on various aspects of socio-economic conditions among the Birhor tribes, particularly in terms of employment, income, education, and healthcare.

IV. CONCLUSION

The data analysis presents a comprehensive overview of the socio-economic conditions and awareness levels among the Birhor tribes in Chhattisgarh. Gender distribution reveals a significant disparity, highlighting potential gender inequalities in resource access and participation in government schemes. The demographic profile indicates diverse age groups and educational backgrounds, emphasizing the need for tailored interventions. Occupational diversity underscores the complex livelihood strategies within the community, necessitating targeted support for different groups. Income distribution reflects economic vulnerability, calling for measures to alleviate poverty and enhance household well-being. Despite challenges, awareness of government schemes remains low among respondents, indicating the importance of improving outreach and information dissemination. Reliability and chi-square analyses reveal consistent perceptions regarding employment and income improvements, signalling the effectiveness of certain schemes. However, variations in education and healthcare perceptions underscore the need for targeted interventions and improved service delivery. Overall, these insights underscore the importance of understanding socio-economic dynamics and tailoring interventions to address the specific needs of the Birhor tribes for inclusive development and empowerment.

V. SUGGESTIONS

Based on the findings, several suggestions can be proposed to enhance the effectiveness of government schemes and promote inclusive development among the Birhor tribes:

- **Improved Outreach and Awareness:** Implement targeted awareness campaigns using various media channels to disseminate information about government schemes, eligibility criteria, and application procedures. Engage community leaders, local organizations, and NGOs to facilitate information dissemination at the grassroots level.
- **Capacity Building:** Provide training and capacity-building programs to enhance the skills and knowledge of community members, particularly focusing on literacy, numeracy, and vocational skills. Empower individuals to understand their rights, access government services, and effectively participate in socio-economic activities.
- **Tailored Interventions:** Customize government schemes to address the specific needs and priorities of the Birhor tribes, considering factors such as gender, age, education, occupation, and income levels. Develop targeted initiatives to promote entrepreneurship, skill development, and employment opportunities tailored to the community's diverse livelihood strategies.
- **Streamlined Processes:** Simplify administrative procedures and bureaucratic hurdles associated with accessing government schemes to improve ease of access and efficiency. Establish user-friendly mechanisms for application, documentation, and grievance redressal to reduce barriers and ensure inclusivity.

- **Enhanced Service Delivery:** Strengthen healthcare and educational infrastructure in tribal areas, ensuring accessibility, affordability, and quality of services. Invest in the development of schools, health centers, and basic amenities to address disparities in access and promote holistic development.
- **Monitoring and Evaluation:** Establish robust monitoring and evaluation mechanisms to assess the implementation and impact of government schemes systematically. Regularly collect data, analyze trends, and solicit feedback from beneficiaries to identify gaps, challenges, and areas for improvement.
- **Partnerships and Collaboration:** Foster partnerships between government agencies, civil society organizations, academia, and private sector entities to leverage resources, expertise, and networks. Collaborate on joint initiatives, research projects, and advocacy campaigns to promote sustainable development and social inclusion.
- **Empowerment and Participation:** Promote community participation, ownership, and empowerment by involving local stakeholders in decision-making processes, project planning, and implementation. Facilitate inclusive dialogues, community consultations, and participatory approaches to foster ownership and sustainability.

REFERENCES

1. Adhikary, Ashim Kumar, 1984: Society and World View of the Birhor, Calcutta, Anthropological Survey of India.
2. Jaipurian, V. (2009). Birhor Village Has a Drinking Problem. Telegraph of Calcutta, February 19, 2009.
3. Kumar A & Pandey A K, Tribals and the utility of the medicinal plants in their day to day lives in Santhal Pargana, Bihar, Ecol Environ Cons, 4(1-2) 1998 pp 65.
4. Mairh AK, Mishra PK, Kumar J & Mairh A, Traditional botanical wisdom of Birhore Tribe of Jharkhand, 2009.
5. Mairh, A. K., Mishra P.K, Kumari, J. & Mairh, A. 2010: Traditional botanical wisdom of Birhore tribe of Jharkhand, Indian Journal of traditional knowledge, vol. 9(3), July 2010, pp. 467-470.
6. Mairh, A. (2009). Human Rights Report Analyzes Birhor Deaths. Telegraph of Calcutta, June 11, 2009.
7. Ministry of Social Justice Empowerment (Tribal Division, 1998), Scheduled Tribes, Scheduled Areas and Tribal Areas in India.
8. Ojha, G. S. (2008). Jharkhonds Birhor tribals still lead a primitive. Lifestyle Indian Standard Time, Thu Oct 23 2008.
9. Ram,R.K Prakash, J.: Health Development and Change among Primitive Tribal Groups of Jharkhand Rinpas Journal 2011, 3(1); 127-131.
10. Roy, Sarat Chandra 1978 (1925). The Bihors: A Little Known Jungle Tribe of Chotanagpur. Man in India (J); Office: Ranchi.
11. Sahu, C. 2011: Aspects of Tribal Studies (Ed.), Classical Publication, New Delhi, 2011.
12. Sahu, C., 2004: Birhore Tribe-Dimension and Development (Ed.), Sree publication, New Delhi.
13. Sahu, C., 2011: Tribal Culture and Identity (Ed.), Classical Publication, New Delhi, 2011.
14. Shukla, N. (2008, 21 march). Despite schemes, primitive tribes die unnaturally in Jharkhand. India Today. Ranchi.
15. Verma, I.C and Puri, R.K (1978). Medico-Genetic Problems of Primitive Tribal Communities. Medical Genetics in India Vol. 2.9
16. Verma, S. K. & Pandey A. K. 1990: 'Ethnobotanical notes on certain medicinal plants used by tribes of Birhore', Journal of Economic and Taxonomic Botany 14(2) 1990, pp 329-333.
17. Vidyarthi, L.P. 1986: "Birhor" Bihar Ke Adivasi Sanskritik Awam Samajik Adhayan (ed.) College Center (Pub.), Patna, p- 155-165. (Hindi)



INTERNATIONAL
STANDARD
SERIAL
NUMBER
INDIA



INTERNATIONAL JOURNAL OF INNOVATIVE RESEARCH

IN SCIENCE | ENGINEERING | TECHNOLOGY

 9940 572 462  6381 907 438  ijirset@gmail.com



www.ijirset.com

Scan to save the contact details