



International Journal of Innovative Research in Science Engineering and Technology (IJIRSET)

(A Monthly, Peer Reviewed, Refereed, Scholarly Indexed, Open Access Journal)



Impact Factor: 8.699

Volume 14, Issue 3, March 2025

Carbon Footprint Calculator & Sustainability Guide

Panchal Jay, Suraj Singh

Department of Computer Science & Engineering, Parul University, Vadodara, Gujarat, India

Department of Computer Science & Engineering, Parul University, Vadodara, Gujarat, India

ABSTRACT: With growing environmental concerns, the need for accessible tools to measure and mitigate carbon footprints has become essential. The development of a Carbon Footprint Calculator & Sustainability Guide Website, built using React for the frontend, Node.js and Django for the backend, and integrated with Open Emission API and predefined formulas for accurate carbon footprint estimation. The platform allows individuals, businesses, and policymakers to analyse their carbon emissions based on energy consumption, transportation, and lifestyle choices.

To enhance user engagement, the website incorporates AI-driven recommendations for reducing emissions, gamification elements to encourage sustainable behaviour, and blockchain tracking for transparency in carbon offset initiatives. Additionally, interactive data visualizations provide real-time insights into environmental impact. This study explores the methodologies used in footprint calculation, the technological stack implemented, and the potential of digital tools in promoting sustainability. By empowering users with actionable insights, the platform aims to foster data-driven decision-making and behavioural change towards a low-carbon future.

KEYWORDS: Carbon Footprint, Sustainability, Web Application, React, Node.js, Django, OpenEmission API, AI-driven Recommendations, Gamification, Blockchain Tracking, Environmental Impact, Carbon Emission Calculation, Data Visualization, Green Technology, Climate Change Mitigation, Digital Sustainability Solutions.

I. INTRODUCTION

Climate change has become a critical global issue, primarily driven by human activities that result in excessive carbon emissions. Measuring and reducing carbon footprints is essential for promoting environmental sustainability. A carbon footprint represents the total amount of greenhouse gases, mainly carbon dioxide (CO₂), released into the atmosphere due to daily activities such as energy consumption, transportation, and lifestyle choices. Despite growing awareness, many individuals, businesses, and policymakers lack the necessary tools to accurately assess and manage their carbon emissions.

To bridge this gap, a Carbon Footprint Calculator & Sustainability Guide Website has been developed using React, Node.js, and Django. This platform leverages real-time data from the Open Emission API along with predefined formulas to provide precise carbon footprint calculations. Additionally, an AI-powered recommendation system offers personalized strategies for reducing emissions based on user activity.

To encourage long-term engagement, gamification elements such as progress tracking and achievement badges have been integrated, making sustainable choices more interactive and rewarding. Furthermore, blockchain-based tracking ensures transparency in carbon offset initiatives, allowing users to verify and track their contributions toward environmental sustainability.

By combining technology and sustainability, this platform provides users with actionable insights and practical tools to make informed decisions about their environmental impact, fostering a shift towards a low-carbon and eco-friendly future.

II. PROBLEM STATEMENT

The increasing concentration of greenhouse gases (GHGs) has led to severe environmental consequences, including global warming, extreme weather conditions, and ecological disruptions. A major contributor to this issue is the carbon footprint, which represents the total emissions produced by human activities such as transportation, energy

consumption, and lifestyle choices. Despite rising awareness, individuals, businesses, and policymakers lack accessible, accurate, and interactive tools to measure and manage their carbon footprint effectively. Existing calculators often provide only rough estimates, rely on outdated datasets, and fail to offer personalized, actionable insights. Additionally, a lack of transparency in carbon offset initiatives and limited user engagement features further reduce motivation to adopt sustainable practices.

To address these challenges, a Carbon Footprint Calculator & Sustainability Guide Website has been developed using React, Node.js, Django, and Open Emission API. The platform provides real-time carbon footprint calculations, AI-driven recommendations, and gamification features to encourage user participation. Additionally, blockchain-based tracking ensures transparency in sustainability efforts, enabling users to verify and track their carbon reduction contributions. By integrating data-driven analysis with interactive engagement, this platform empowers users to make informed decisions and take actionable steps toward a low-carbon, sustainable future.

III. SCOPE

The project's scope encompasses comprehensive features:

- Carbon Footprint Calculator: Accurately estimates emissions based on real-time API data and predefined formulas.
- AI-Powered Recommendations: Provides personalized suggestions for reducing carbon emissions based on user input.
- Gamification & Progress Tracking: Includes achievements, rewards, and interactive challenges to promote engagement.
- Interactive Data Visualizations: Displays carbon footprint breakdowns in charts and graphs for better understanding.
- Multi-User Support: Designed for individuals, businesses, and policymakers with tailored insights for each group.
- Secure & Scalable Architecture: Built with modern web technologies to handle large-scale usage and future expansion.

IV. PROPOSED SYSTEM

The Carbon Footprint Calculator & Sustainability Guide Website is a full-stack web application designed to provide users with a comprehensive, interactive, and data-driven approach to measuring and reducing their carbon footprint. The system consists of a frontend, backend, database, and external API integrations to ensure accuracy, scalability, and efficiency.

Frontend Technologies:

- **React.js** – A JavaScript library for building dynamic and responsive user interfaces.
- **Context API** – For state management and seamless data flow between components.
- **Tailwind CSS** – For modern, scalable, and customizable UI design.
- **Chart.js** – For data visualization (graphs, charts, and reports on carbon footprint).
- **Fetch API** – To handle API requests to the backend.
-

Backend and Database:

- **Node.js with Express.js** – Handles API requests, authentication, and business logic.
- **Django (Python)** – Used for AI-driven recommendations and machine learning integration.
- **PostgreSQL** – For storing user data, carbon footprint records, and sustainability recommendations.
- **Open Emission API** – Provides real-time carbon emissions data for accurate calculations.
- **Firebase** – For real-time notifications and updates on sustainability progress. Implements **secure authentication and analytics** to monitor user interactions.

V. METHODOLOGY

1. **Requirement Analysis** - Identify the target audience and their carbon footprint tracking needs. Research existing carbon footprint calculators to find gaps and improvements.

2. **System Design** - Develop a responsive frontend using React.js and Tailwind CSS. Design a scalable backend with Node.js (Express) and Django for AI-based recommendations.

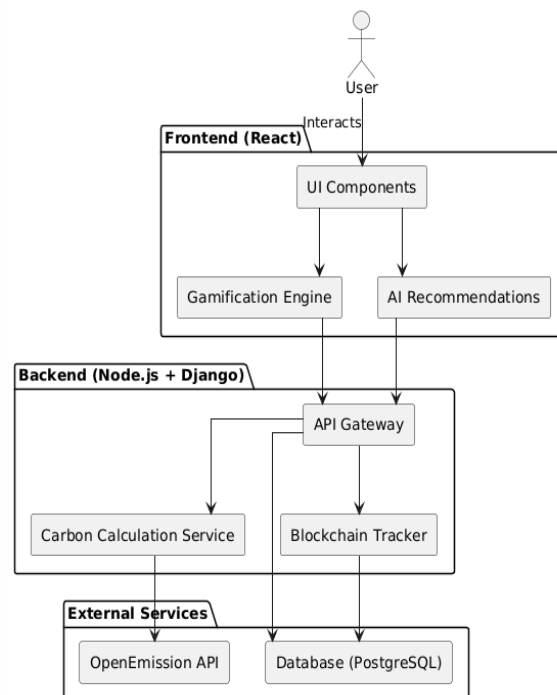
3. **Implementation** - Build the carbon footprint calculator using OpenEmission API and predefined formulas. Integrate AI-driven sustainability recommendations and gamification features.

4. **Testing & Validation** - Perform unit and integration testing for accuracy and system reliability. Conduct security and user experience testing to ensure data protection and usability.

5. **Deployment & Maintenance** - Deploy on cloud platforms like AWS, Firebase, or Vercel for accessibility. Regularly update features and optimize system performance based on user feedback.

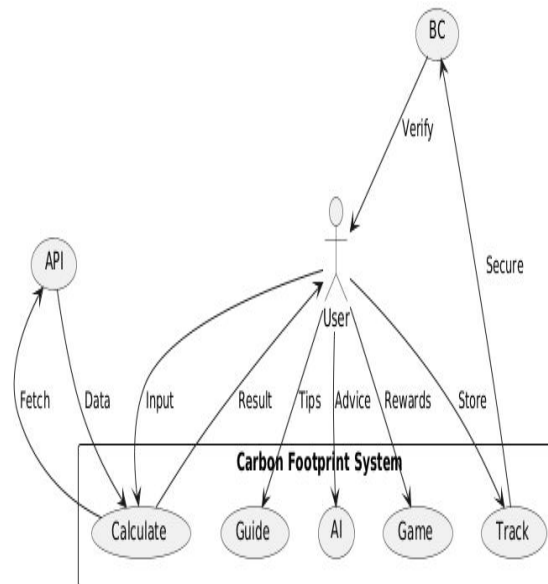
Architecture Diagram:

The Carbon Footprint Calculator & Sustainability Guide Website is a full-stack web application designed to help individuals, businesses, and policymakers measure and reduce their carbon footprint. The system is structured into three main components: the frontend, backend, and external services, ensuring scalability, Efficiency and seamless user experience.

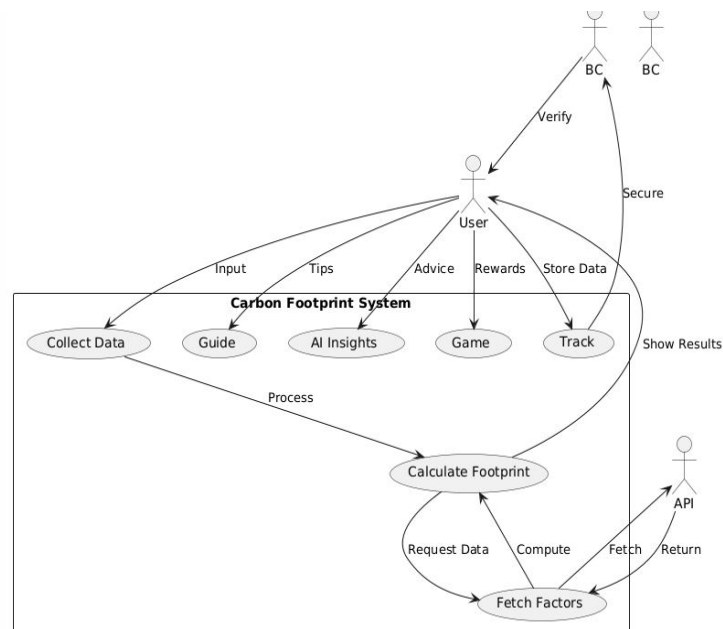


Data Flow Diagrams (DFD):

1. **Level 0 DFD:** The diagram outlines key processes, user interactions, and data flow. It shows how users input data, receive footprint calculations, access sustainability tips, and engage with AI insights, gamification, and blockchain tracking. The diagram highlights data exchanges with external APIs for emission factors and blockchain for secure storage, ensuring a clear system workflow for research and development.

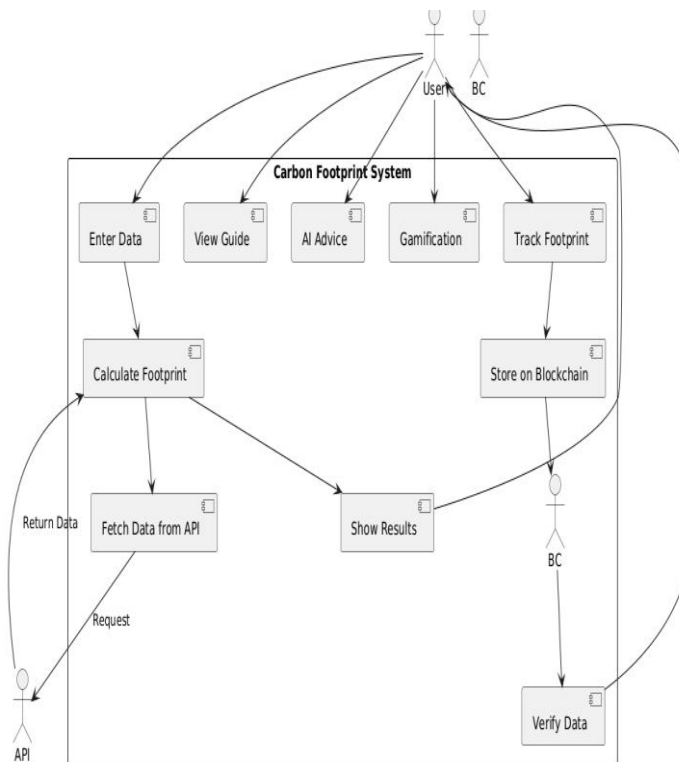


2. **Level 1 DFD:** details user interactions, data processing, and system components. It covers data collection, footprint calculation, emission factor retrieval, AI insights, sustainability guidance, gamification, and blockchain tracking. This diagram clarifies system functionality, aiding research and development in sustainability solutions.



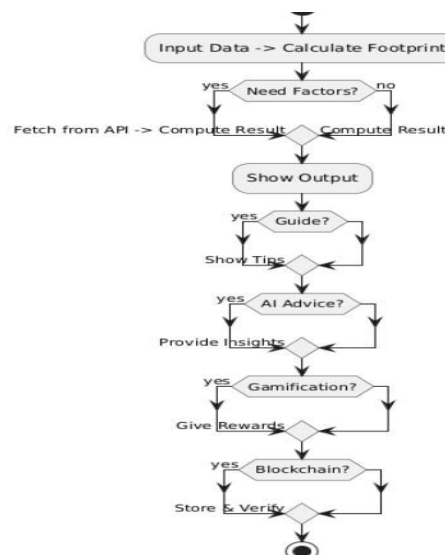
Use Case Diagram:

It illustrates key user interactions and system functionalities in a hierarchical structure. It outlines processes such as data entry, footprint calculation, API data retrieval, AI recommendations, gamification, and blockchain tracking. This visualization enhances understanding of system operations for research and development.



Activity Diagram:

It represents the system's workflow, detailing user interactions, data processing, and decision-making steps. It outlines key processes like footprint calculation, API data retrieval, sustainability recommendations, AI insights, gamification, and blockchain tracking, providing a clear overview for research and development.



VI. LIMITATION

Despite its effectiveness in calculating carbon footprints and promoting sustainability, the system has certain limitations:

1. **Data Accuracy Dependence** – Relies on external APIs and predefined emission factors, which may not always be precise.
2. **User Input Reliability** – Accuracy is affected by incorrect or incomplete user data.
3. **Scalability Challenges** – Large-scale user adoption may require enhanced data handling and processing.
4. **Limited Sustainability Insights** – AI recommendations may not account for highly localized or personalized factors.
5. **Blockchain Transaction Costs** – Ethereum-based transactions involve gas fees, making frequent usage costly.
6. **Internet Dependency** – Functions requiring API access and blockchain logging are unavailable offline.

VII. FUTURE WORK

It can be further enhanced through advanced AI personalization, integration with IoT devices, blockchain optimization, and expanded sustainability insights. Future improvements aim to enhance accuracy, scalability, and user engagement, making the platform more effective in promoting sustainable practices.

1. **Enhanced AI Personalization** – Improve AI models to provide more precise and user-specific sustainability recommendations.
2. **Integration of Multiple Data Sources** – Incorporate IoT devices and smart meters for automated and accurate data collection.
3. **Offline Functionality** – Develop offline data entry features with sync capabilities when an internet connection is available.
4. **Mobile App Development** – Extend functionality to a dedicated mobile application for better accessibility.
5. **Community Engagement Features** – Enable forums and social challenges to encourage collaborative sustainability efforts.
6. **Gamification Improvements** – Implement fraud detection mechanisms to prevent exploitation of rewards.

VIII. CONCLUSION

The Carbon Footprint Calculator & Sustainability Guide Website offers a structured and technology-driven approach to measuring and minimizing carbon footprints. By integrating real-time API data, AI-powered recommendations, and blockchain for secure tracking, the platform helps individuals, businesses, and policymakers make informed sustainability choices.

Although the system effectively promotes environmental awareness, it faces challenges such as user input accuracy, blockchain transaction fees, and reliance on internet connectivity. These limitations can be addressed through future improvements like IoT-based automatic data collection, enhanced AI-driven insights, and cost-efficient blockchain solutions.

This project plays a vital role in supporting global sustainability efforts by encouraging eco-friendly practices, reducing carbon emissions, and fostering community engagement. With continuous advancements, the platform has the potential to evolve into a widely used tool for promoting sustainable living and climate action.

REFERENCES

1. **Intergovernmental Panel on Climate Change (IPCC)** – "Climate Change 2023: Mitigation of Climate Change." [Online]. Available: <https://www.ipcc.ch>
2. **World Bank Group** – "Carbon Footprint Measurement & Reduction Strategies." [Online]. Available: <https://www.worldbank.org>
3. **United Nations Environment Programme (UNEP)** – "Sustainability and Carbon Footprint Reduction." [Online]. Available: <https://www.unep.org>

4. **OpenEmission API** – "Carbon Emission Factors and Calculation Methodologies." [Online]. Available: <https://openemission.io>
5. **Ethereum Foundation** – "Blockchain for Sustainability and Carbon Tracking." [Online]. Available: <https://ethereum.org>
6. **D. Tang, J. Wang, & L. Zhang** – "AI-Powered Carbon Footprint Reduction: A Data-Driven Approach." Journal of Sustainable Computing, vol. 29, pp. 1024–1038, 2023.
7. **S. Patel & R. Mehta** – "Gamification in Sustainability: Engaging Users for a Greener Future." International Journal of Environmental Science, vol. 45, no. 2, pp. 255–270, 2022.
8. **P. Kumar & M. Sharma** – "Integrating IoT and AI for Smart Carbon Footprint Monitoring." IEEE Transactions on Green Computing, vol. 12, no. 4, pp. 678–689, 2023.



INTERNATIONAL
STANDARD
SERIAL
NUMBER
INDIA



INTERNATIONAL JOURNAL OF INNOVATIVE RESEARCH

IN SCIENCE | ENGINEERING | TECHNOLOGY

 9940 572 462  6381 907 438  ijirset@gmail.com



www.ijirset.com

Scan to save the contact details