

**International Journal of Innovative Research in Science,  
Engineering and Technology**

*(An ISO 3297: 2007 Certified Organization)*

**Vol. 2, Issue 10, October 2013**

# **COMPARATIVE STUDIES ON MEDIUM GRADE LOW HEAT REJECTION DIESEL ENGINE AND CONVENTIONAL DIESEL ENGINE WITH CRUDE COTTON SEED OIL**

D. Srikanth<sup>1</sup>, M.V.S. Murali Krishna<sup>2</sup>, P.Ushasri<sup>3</sup> and P.V. Krishna Murthy<sup>4</sup>

<sup>1</sup>Vivekananda Institute of Science and Information Technology, Shadnagar, Mahabubnagar-509216. India

<sup>2</sup>Mechanical Engineering Department, Chaitanya Bharathi Institute of Technology, Gandipet, Hyderabad-500 075, India

<sup>3</sup>Mechanical Engineering Department, College of Engineering, Osmania University, Hyderabad- 500 007, India

<sup>4</sup>Jaya Prakash Narayan Educational Society Group of Institutions, Mahabubnagar, 509001, India

**Abstract:** It has been found that the vegetable oils are promising substitute, because of their properties are similar to those of diesel fuel and they are renewable and can be easily produced. However, drawbacks associated with crude vegetable oils are high viscosity, low volatility call for low heat rejection diesel engine. Comparative studies were made on performance evaluation of medium grade LHR diesel engine (with air gap insulated piston with superni ( an alloy of nickel) crown and air gap insulated liner with superni insert) and conventional diesel engine (CE) with different operating conditions [normal temperature and pre-heated temperature] of crude cotton seed oil with varied injector opening pressure and injection timing. Performance parameters [brake thermal efficiency, brake exhaust gas temperature, volumetric efficiency, sound levels and coolant load], exhaust emissions [smoke levels and oxides of nitrogen] were determined at various values of brake mean effective pressure of the engine. Combustion characteristics (peak pressure, maximum rate of pressure rise and time of occurrence of peak pressure) were evaluated at peak load operation of the engine. Conventional engine showed deteriorated performance, while LHR engine showed improved performance with cotton seed oil at recommended injection timing and pressure in comparison with pure diesel operation on CE. The optimum injection timing was 32°bTDC with conventional engine, while it was 30°bTDC for LHR engine with cotton seed oil operation.

**Key words:** Alternate Fuels, LHR engine, Fuel Performance, Exhaust emissions, Combustion characteristics.

## **I.INTRODUCTION**

In the context of i) fast depletion of fossil fuels, ii) increase of pollution levels with fossil fuels and ii) ever increases of fuel prices in International market, the search for alternate fuels has become pertinent. Alcohols and vegetables oils are important substitutes for diesel fuel. Alcohols have high volatility and low cetane number. Hence engine modification is necessary for alcohols if they are to be substituted for diesel fuels. That too, most of the alcohols produced in India

# International Journal of Innovative Research in Science, Engineering and Technology

(An ISO 3297: 2007 Certified Organization)

**Vol. 2, Issue 10, October 2013**

are diverted for Petro-chemical industries. On the other hand, vegetable oils have high cetane number and low volatility. Rudolph diesel, the inventor of the engine that bears his name experimented [1] with fuels ranging from powdered coal to peanut oil. Several researchers [2-8] experimented the use of vegetable oils as fuel on conventional engines and reported that the performance was poor, citing the problems of high viscosity, low volatility and their polyunsaturated character. Viscosity can be reduced with preheating. Experiments were conducted [9-12] on preheated vegetable [temperature at which viscosity of the vegetable oils were matched to that of diesel fuel] oils and it was reported that preheated vegetable oils improved the performance marginally, decreased exhaust emissions of smoke and NOx emissions.

Few investigators [13-15] reported that injector opening pressure has a significance effect [16] on the performance and formation of pollutants inside the direct injection diesel engine combustion.

The drawbacks associated with vegetable oils call for LHR engine which provide hot combustion chamber for burning these fuels.

The concept of LHR engine is to minimize heat loss to the coolant by providing thermal insulation in the path of the coolant thereby increases the thermal efficiency of the engine. LHR engines are classified depending on degree of insulation as low grade, medium grade and high grade LHR engines. Low grade LHR engines provide ceramic coatings on piston, liner and cylinder head. Medium grade LHR engine contain air gap insulated components. High grade LHR engines consist of ceramic coatings on engine components and air gap insulation.

Investigations were carried out [17-19] on ceramic coated LHR engines fuelled with pure diesel operation. It was reported from their investigations that ceramic coatings provided adequate insulation and improved brake specific fuel consumption in the range of 5-8% at peak load operation. Studies were made [20-22] on ceramic coated diesel engines with vegetable oils. It was revealed from their investigations LHR engine improved performance marginally, decreased smoke levels by 30% and increased NOx emissions by 40%.

Experiments were conducted [23-25] with medium grade LHR engines with vegetable oils. It was reported that LHR engine improved the performance, decreased smoke emissions by 40% and increased NOx levels by 50%

Investigations [26-28] were carried out on high grade LHR engines. It was revealed from their investigations high grade LHR engines improved performance, decreased smoke levels by 50% and increased NOx levels by 60%.

Sound intensity is the important parameter to determine the combustion phenomena.

Very few studies [29-31] were made on LHR engine to assess the sound intensity particularly in LHR engine.

Comparative studies were made on CE and medium grade LHR engine with difference conditions of crude cotton seed oil with varied injection timing and injector opening pressure. .

Section-2 contains Materials and Methods, Section-3 contains Results and Discussions, Section-4 consists of Conclusions, Section-5 contains Future scope of work, Section-6 contains Acknowledgements followed by References followed.

## II. MATERIALS AND METHODS

This section contains fabrication of medium grade LHR engine, properties of crude vegetable oil, description of experimental setup and specification of the experimental engine.

Fabrication of medium grade LHR engine: The low heat rejection diesel engine contains a two-part piston- the top crown made of low thermal conductivity material, superni-90 was screwed to aluminum body of the piston, providing a 3mm-air gap in between the crown and the body of the piston The optimum thickness of air gap in the air gap piston is found to be 3 mm [ ] for improve performance of the engine with superni inserts with diesel as fuel. A superni-90 insert is screwed to the top portion of the liner in such a manner that an air gap of 3mm is maintained between the insert and the liner body. The properties and composition of superni-90 material are shown in Table 1 and Table-.2 respectively. At 500°C the thermal conductivity of superni-90 and air are 20.92 and 0.057 W/m-K respectively.

**International Journal of Innovative Research in Science,  
Engineering and Technology**

*(An ISO 3297: 2007 Certified Organization)*

**Vol. 2, Issue 10, October 2013**

**Table 1: Properties of Superni-90 material**

Thermal conductivity at 500 <sup>0</sup> C	---	21 W/m-K
Melting Point	---	1400 <sup>0</sup> C
Young's modulus at 500 <sup>0</sup> C	---	1328 N/m <sup>2</sup>
Mean coefficient of Thermal expansion	---	14.1 × 10 <sup>-6</sup>
Electrical resistivity at room temperature	---	1ohm m <sup>2</sup> /m

**Table 2: Composition of Superni -90 material**

Cobalt -- 2.0 %, Chromium---2.93 %, Aluminum-- 1.5 %, Titanium – 2.5 %, Carbon—0.07%, Iron – 1 % and Nickel – Balance.
--

Properties of crude vegetable oil: The physico-chemical properties of the cotton seed oil in comparison with pure diesel are presented in Table 3. Cotton seed oil was heated to a temperature (preheated temperature-95°C) till its viscosity was matched to that of diesel fuel.

**Table3: Physico-Chemical Properties Of Test Fuels**

Property	Units	Diesel	Cotton seed oil
Carbon chain	--	C <sub>8</sub> -C <sub>28</sub>	C <sub>16</sub> -C <sub>24</sub>
Cetane Number		55	45
Density	gm/cc	0.84	0.92
Bulk modulus @ 20Mpa	Mpa	1475	1850
Kinematic viscosity @ 40°C	cSt	2.25	3.5
Sulfur	%	0.25	0.1
Oxygen	%	0.3	10
Air fuel ratio ( stoichiometric)	--	14.86	12.5
Lower calorific value	kJ/kg	42 000	41200
Flash point (Open cup)	°C	66	270
Molecular weight	--	226	261
Colour	--	Light yellow	Dark orange

The specifications of the test engine were given in Table 4. The experimental setup used for the investigations of LHR diesel engine with crude cotton seed oil is shown in Fig 1. The combustion chamber consisted of a direct injection type with no special arrangement for swirling motion of air. The engine was connected to an electric dynamometer for

**International Journal of Innovative Research in Science,  
Engineering and Technology**

*(An ISO 3297: 2007 Certified Organization)*

**Vol. 2, Issue 10, October 2013**

measuring its brake power. Burette method was used for finding fuel consumption of the engine. Air-consumption of the engine was measured by an air-box method( It was provided with an orifice meter, u-tube water manometer). The naturally aspirated engine was provided with water-cooling system in which inlet temperature of water was maintained at 80°C by adjusting the water flow rate. Engine oil was provided with a pressure feed system. No temperature control was incorporated, for measuring the lube oil temperature. Copper shims of suitable size were provided in between the pump body and the engine frame, to vary the injection timing (so there is change of length plunger of pump barrel) and its effect on the performance of the engine was studied. Injector opening pressure was varied from 190 bar to 270 bar (in steps of 40 bar) using nozzle testing device. The maximum injector opening pressure was restricted to 270 bar due to practical difficulties involved. Exhaust gas temperature was measured with thermocouples made of iron and iron-constantan. Exhaust emissions of smoke and NO<sub>x</sub> were recorded by AVL (A company trade name) smoke meter and Netel (A- company trade name) Chromatograph NO<sub>x</sub> analyzer respectively at various values of brake mean effective pressure of the engine. Sound intensity was measured with sound analyzer at different values of brake mean effective pressure of the engine. The specifications of the analyzers were given in Table-5.

Piezo electric transducer, fitted on the cylinder head to measure pressure in the combustion chamber was connected to a console, which in turn was connected to Pentium personal computer. TDC (top dead centre) encoder provided at the extended shaft of the dynamometer was connected to the console to measure the crank angle of the engine. A special P-θ software package evaluated the combustion characteristics such as peak pressure (PP), time of occurrence of peak pressure (TOPP) and maximum rate of pressure rise (MRPR) from the signals of pressure and crank angle at the peak load operation of the engine. Pressure-crank angle diagram was obtained on the screen of the personal computer.

**Table4: Specifications of the Test Engine**

Description	Specification
Engine make and model	Kirloskar ( India) AV1
Maximum power output at a speed of 1500 rpm	3.68 kW
Number of cylinders ×cylinder position× stroke	One × Vertical position × four-stroke
Bore × stroke	80 mm × 110 mm
Method of cooling	Water cooled
Rated speed ( constant)	1500 rpm
Fuel injection system	In-line and direct injection
Compression ratio	16:1
BMEP @ 1500 rpm	5.31 bar
Manufacturer's recommended injection timing and pressure	27°bTDC × 190 bar
Dynamometer	Electrical dynamometer
Number of holes of injector and size	Three × 0.25 mm
Type of combustion chamber	Direct injection type
Fuel injection pump	Make: BOSCH: No: 8085587/1
Fuel injection nozzle	Make: MICO-BOSCH: No: 0431-202-120/HB

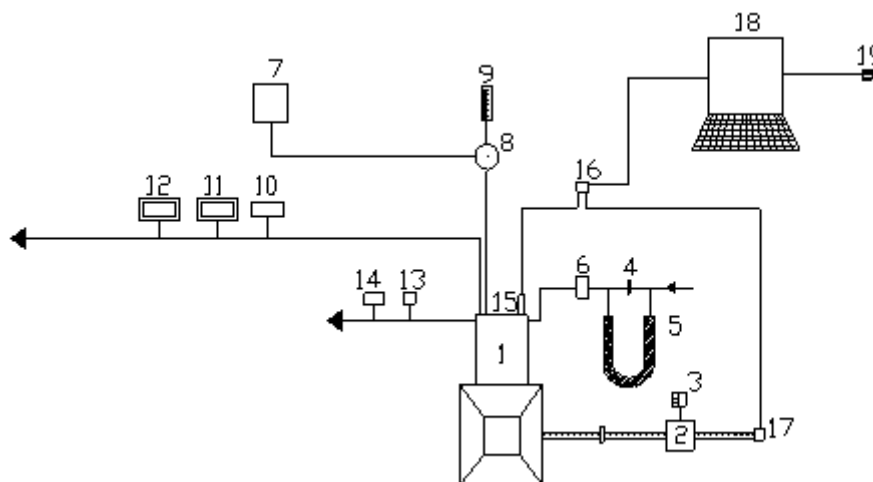
**International Journal of Innovative Research in Science,  
Engineering and Technology**

(An ISO 3297: 2007 Certified Organization)

**Vol. 2, Issue 10, October 2013**

Table 5: Specifications of Analyzers

Name of the analyzer	Measuring Range	Precision	Resolution
AVL Smoke meter	0-100 HSU	1 HSU	1 HSU
Netel Chromatograph NOx analyzer	0-2000 ppm	2 ppm	1 ppm
Sound Analyzer	0-150 Decibels	1 decibel	1 decibel



1.Engine, 2.Electical Dynamo meter, 3.Load Box, 4.Orifice meter, 5.U-tube water manometer, 6.Air box, 7.Fuel tank, 8, Pre-heater, 9.Burette, 10. Exhaust gas temperature indicator, 11.AVL Smoke meter, 12.Netel Chromatograph NOx Analyzer, 13.Outlet jacket water temperature indicator, 14. Outlet-jacket water flow meter, 15.Piezo-electric pressure transducer, 16.Console, 17.TDC encoder, 18.Pentium Personal Computer and 19. Printer.

Fig.1 Experimental Set-up

The test fuels used in the experimentation were pure diesel and crude cotton seed oil. The various configurations of the engine were conventional engine, and LHR engine. Different operating conditions of the vegetable oil were normal temperature (NT) and preheated temperature (PT). Different injector opening pressures attempted in this experimentation were 190 bar, 230 bar and 270 bar. Various injection timings attempted in the experimentation were 27-34°bTDC.

**III. RESULTS AND DISCUSSION**

*A. Performance Parameters*

The optimum injection timing for diesel operation was 31°bTDC, for CE, while it was 30°bTDC for LHR engine with pure diesel operation [23].

Curves from Figure 2 indicate brake thermal efficiency increased up to 80% of the full load and beyond that load it decreased in conventional engine with test fuels at different injection timings. This was due to increase of fuel conversion up to 80% of peak load. Beyond 80% of peak load, air fuel ratios got reduced as oxygen was completely used up [23]. Conventional engine operated with crude cotton seed oil (CSO) showed deteriorated performance at all loads when compared with the pure diesel operation on conventional engine at 27°bTDC. This was due to higher

**International Journal of Innovative Research in Science,  
Engineering and Technology**

*(An ISO 3297: 2007 Certified Organization)*

**Vol. 2, Issue 10, October 2013**

viscosity and accumulation of carbon on nozzle tip with cotton seed oil. In addition, less air entrainment [23] by the fuel spray suggested that the fuel spray penetration might increase and resulted in more fuel reaching the combustion chamber walls.

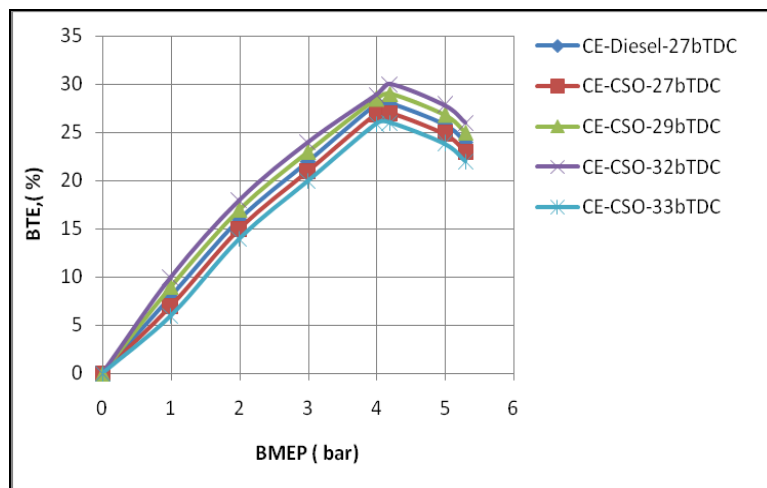


Fig.2 Variation of Brake Thermal Efficiency (BTE) with Brake Mean Effective Pressure (BMEP) in Conventional Engine (CE) at an injector opening pressure of 190 bar with crude vegetable oil (CSO) operation at various injection timings.

Furthermore droplet mean diameters (expressed as Sauter mean) were larger [23] for vegetable oil leading to reduce the rate of heat release [23] as compared with diesel fuel. This also, contributed the higher ignition (chemical) delay of the vegetable oil due to lower cetane number. According to the qualitative image of the combustion under the crude vegetable oil operation with CE, the lower BTE was attributed to the relatively retarded and lower heat release rates [23]. BTE increased with the advanced injection timing with CE with the vegetable oil at all loads, when compared with CE at the recommended injection timing and pressure. This was due to initiation of combustion at earlier period and efficient combustion with increase of air entrainment in fuel spray giving higher brake thermal efficiency. BTE increased at all loads when the injection timing was advanced to 32°bTDC in the conventional engine at the normal temperature of crude vegetable oil. The increase of brake thermal efficiency at optimum injection timing over the recommended injection timing with vegetable oil with conventional engine could be attributed to its longer ignition delay and combustion duration.

Brake thermal efficiency increased at all loads when the injection timing was advanced to 32°bTDC in conventional engine, at the preheated temperature of also. The performance improved further with conventional engine with the preheated vegetable oil for entire load range when compared with normal vegetable oil. Preheating of the vegetable oil reduced the viscosity, which improved the spray characteristics of the oil and reduced the impingement of the fuel spray on combustion chamber walls, causing efficient combustion thus improving brake thermal efficiency.

Curves from Fig.3 indicate that LHR version of engine with crude vegetable oil operation at recommended injection timing showed improvement in the performance for the entire load range compared with conventional engine with pure diesel. High cylinder temperatures helped in improved evaporation and faster combustion of the fuel injected into the combustion chamber. Reduction of ignition delay of the crude vegetable oil in the hot environment of the LHR engine improved heat release rates [23] and efficient energy utilization.

Preheating of vegetable oil improved performance further in LHR version of the engine. The optimum injection timing was found to be 30°bTDC with LHR engine with normal vegetable oil. Since the hot combustion chamber of LHR engine reduced ignition delay and combustion duration and hence the optimum injection timing was obtained earlier with LHR engine when compared with conventional engine with the vegetable oil operation.

**International Journal of Innovative Research in Science,  
Engineering and Technology**

*(An ISO 3297: 2007 Certified Organization)*

**Vol. 2, Issue 10, October 2013**

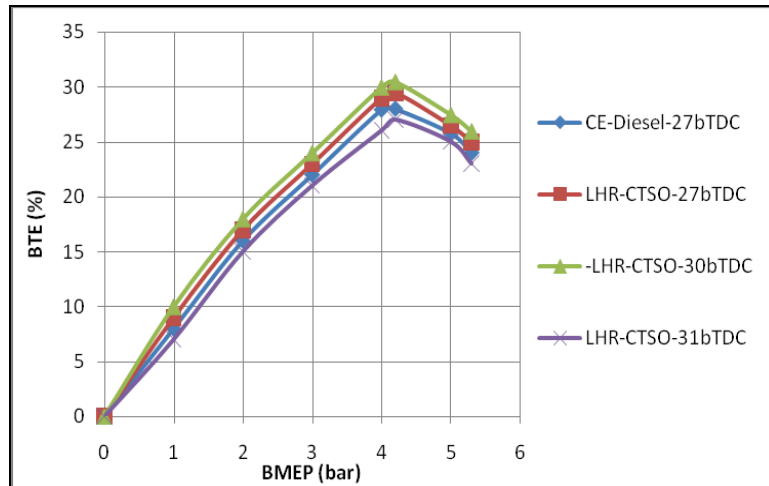


Fig.3 Variation of Brake Thermal Efficiency (BTE) with Brake Mean Effective Pressure (BMEP) in LHR at an injector opening pressure of 190 bar with crude vegetable oil (CSO) operation at various injection timings.

Injector opening pressure was varied from 190 bars to 270 bar to improve the spray characteristics and atomization of the vegetable oils and injection timing was advanced from 27 to 34°bTDC for CE and LHR engine.

From Table 6, it could be noticed that brake thermal efficiency increased with increase in injector opening pressure in both versions of the engine at different operating conditions of the vegetable oil. The improvement in brake thermal efficiency at higher injector opening pressure was due to improved fuel spray characteristics. The optimum injection timing was 32°bTDC at 190 bar, 31°bTDC at 230 bar and 30°bTDC at 270 bar for conventional engine. This was due to change of ignition delay with respect to injector opening pressure. However, the optimum injection timing was not varied even at higher injector opening pressure with LHR engine, unlike the conventional engine. The optimum injection timing for LHR engine was 30°bTDC irrespective of injector opening pressure. This was due to decrease of gas temperatures [23]. Peak brake thermal efficiency was higher in LHR engine when compared with CE with different operating conditions of the vegetable oil.

Preheated vegetable oil showed marginally higher BTE than normal vegetable oil. This was due to improvement in spray characteristics with improved air fuel ratios [23].

LHR engine gave higher BTE than CE with vegetable oil operation at recommended (11%) and optimized (3%) injection timing. This was because of improved heat release rate [23] with LHR engine. The reasons for deterioration in the performance of CE were high viscosity, low volatility and low calorific value of crude vegetable oil.

LHR engine gave higher BTE than CE with diesel operation at recommended (4%) and lower BTE (3%) at optimized injection timing. This was because of improved heat air fuel ratios [23] with LHR engine at recommended injection timing up to 80% of peak load operation (23). The reasons for deterioration in the performance of LHR at optimized injection timing were reduction of ignition delay.

CE with pure diesel operation showed improved BTE, while LHR engine with crude vegetable oil showed improved BTE with vegetable oil operation. LHR engine was more suitable for crude vegetable oil operation, while CE was more suitable for diesel operation.



**International Journal of Innovative Research in Science,  
Engineering and Technology**

(An ISO 3297: 2007 Certified Organization)

**Vol. 2, Issue 10, October 2013**

**Table6: Data of Peak BTE**

Injection Timing (° bTDC)	Test Fuel	Peak BTE (%)											
		Conventional Engine (CE)						LHR Engine					
		Injector opening pressure (Bar)						Injector opening pressure (Bar)					
		190		230		270		190		230		270	
		NT	PT	NT	PT	NT	PT	NT	PT	NT	PT	NT	PT
27	DF	28	--	29	---	30	--	29	--	30	--	30.5	--
	CSO	27	28	28	29	29	30	30	31	31	31.5	31.5	32
29	DF							30		30.5		31	
30	CSO	--	--	--	--	--	-	31	32	32.5	32.5	32.5	33
31	DF	31		30.5		30		--		--		--	
32	CSO	30	31	29	30	28	29	--	-	--	--	--	--

Generally brake specific fuel consumption, is not used to compare the two different fuels, because their calorific value, density, chemical and physical parameters are different. Brake specific energy consumption (BSEC) defined as energy consumed by the engine in producing 1 kW brake power. Lesser is the value of BSEC, the better the performance of the engine. From Table 7, brake specific energy consumption (BSEC) at peak load operation decreased with the advanced injection timing and increase of injector opening pressure with both versions of the engine with different operating conditions of vegetable oil. This was due to initiation of combustion at earlier period and efficient combustion with improved air fuel ratios [23] giving lower value of brake specific energy consumption. Bulk modulus of the fuel increased with increase of injector opening pressure leading to generate higher peak pressure leading to reduce the value of brake specific energy consumption.

BSEC was lower with preheated vegetable oil than normal vegetable oil. Bulk modulus and hence compressibility of the fuel also change with preheating. That shows lower energy substitution and effective energy utilization of vegetable oil, which could replace 100% diesel fuel.

LHR engine with crude vegetable oil showed lower BSEC than CE at recommended (8%) and optimized (2%) injection timings. Energy supplied by LHR engine was less due to improved heat release rates. BSEC was higher with conventional engine due to due to higher viscosity, poor volatility and reduction in heating value of crude vegetable oil due to its poor atomization and combustion characteristics.

BSEC with LHR engine with pure diesel operation was higher (5% and 4%) at recommended and optimum injection timings respectively. As the combustion chamber was insulated to greater extent, it was expected that high combustion temperatures would be prevalent in LHR engine. It tends to decrease the ignition delay thereby reducing pre-mixed combustion as a result of which, less time was available for proper mixing of air and fuel in the combustion chamber leading to incomplete combustion, with which BSEC at peak load operation increased. More over at this load, friction and increased diffusion combustion resulted from reduced ignition delay.

BSEC was lower with CE with diesel operation, while it was lower with LHR engine with vegetable oil operation. This once again established the fact that LHR engine was more suitable for vegetable oil operation.

**Table7: Data of BSEC at Peak Load Operation**

Injection Timing (° bTDC)	Test Fuel	Brake Specific Energy Consumption (kW/kW) at peak load operation											
		Conventional Engine (CE)						LHR Engine					
		Injector opening pressure (Bar)						Injector opening pressure (Bar)					
		190		230		270		190		230		270	
		NT	PT	NT	PT	NT	PT	NT	PT	NT	PT	NT	PT
27	DF	4		3.96		3.92		4.2		4.1		4.0	
	CSO	4.2	4.0	4.0	3.94	3.94	3.92	3.88	3.86	3.86	3.82	3.82	3.78



**International Journal of Innovative Research in Science,  
Engineering and Technology**

(An ISO 3297: 2007 Certified Organization)

**Vol. 2, Issue 10, October 2013**

29	DF	-	-	-	-	-	-	3.92		3.88		3.84	
30	CSO	-	--	--	--	--	-	3.82	3.78	3.78	3.74	3.74	3.70
31	DF	3.76		3.80		3.84		3.76		3.80		3.84	
32	CSO	3.90	3.86	3.94	3.92	3.96	3.94	--	--	--	--	--	-

From the Fig.4, it is observed that conventional engine with crude vegetable oil operation at 27°bTDC recorded marginally higher EGT at all loads compared with CE with pure diesel operation. Temperature of exhaust gases, leaving the engine cylinder represents the extent of temperature reached in the cylinder during combustion. It is observed that, with increasing load the cylinder pressure increased and more of the fuel is burnt leading to an increase in temperatures as shown in Figure 4. The temperature of exhaust gases was observed to be lower with fossil diesel as compared to vegetable oil for entire range of power output. Though calorific value (or heat of combustion) of fossil diesel is more than that of crude vegetable oil, its density is less in comparison with vegetable oil. Therefore lesser the heat is released in the combustion chamber leading to generate lower temperature with diesel operation on conventional engine. Also, there is an advanced combustion of crude vegetable oil due to its higher bulk modulus. However its cetane number is less when compared to fossil diesel. Hence there is no effect of bulk modulus on injection timing (advance or retardation) and heat release. Vegetable oil operation on conventional engine exhausted more amount of heat in comparison with pure diesel operation on CE. Lower heat release rates [23] and retarded heat release [23] associated with high specific energy consumption caused increase in exhaust gas temperature in conventional engine. Ignition delay in the conventional engine with different operating conditions of vegetable oil increased the duration of the burning phase. At recommended injection timing, LHR engine recorded lower value of exhaust gas temperature when compared with conventional engine with vegetable oil operation. This was due to reduction of ignition delay in the hot environment with the provision of the insulation in the LHR engine, which caused the gases expanded in the cylinder giving higher work output and lower heat rejection. This showed that the performance improved with LHR engine over CE with vegetable oil operation. The value of exhaust gas temperature decreased with advancing of the injection timing with both versions of the engine with vegetable oil operation. At the respective optimum injection timings, the value of exhaust gas temperature was lower with LHR engine than that of conventional engine with vegetable oil operation. This was due to more conversion of heat into work with LHR engine than conventional engine.

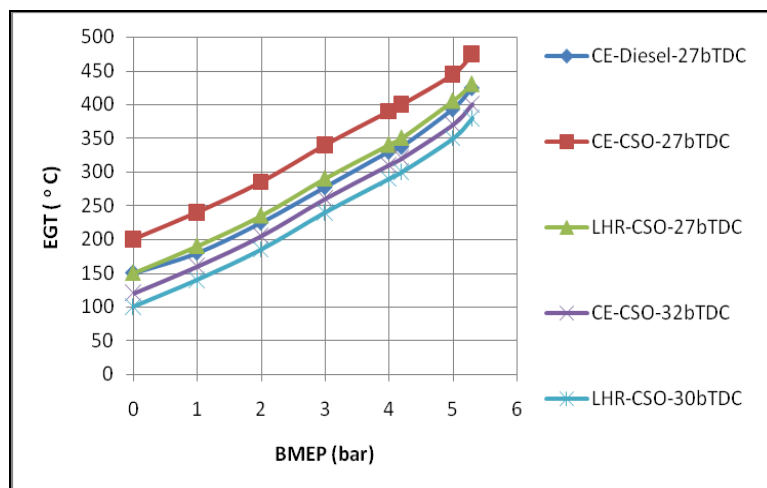


Fig.4 Variation of Exhaust Gas Temperature (EGT) with Brake Mean Effective Pressure (BMEP) in Conventional Engine (CE) and LHR engine at an injector opening pressure of 190 bar with crude vegetable oil (CSO) operation at recommended and optimized injection timings.

**International Journal of Innovative Research in Science,  
Engineering and Technology**

*(An ISO 3297: 2007 Certified Organization)*

**Vol. 2, Issue 10, October 2013**

From the Table 8, it was observed that exhaust gas temperature (EGT) with LHR engine with pure diesel operation was higher in comparison with conventional engine at recommended (50°C) and optimized injection timings (50° C). This was due to reduction of ignition delay with pure diesel operation with LHR engine as hot combustion chamber was maintained by LHR engine. This indicated that heat rejection was restricted through the piston and liner, thus maintaining the hot combustion chamber as result of which the exhaust gas temperature increased.

EGT with LHR engine with biodiesel operation was marginally lower in comparison with conventional engine at recommended (45°C) and optimized injection timings (20°C). This was due to reduction of ignition delay in the hot environment with the provision of the insulation in the LHR engine, which caused the gases expand in the cylinder giving higher work output and lower heat rejection.

Exhaust gas temperature decreased with increase of injector opening pressure and injection timing with both versions of the engine with vegetable oil which confirmed that performance increased with increase of injector opening pressure. This was due to improved spray characteristics of the fuel with improved air fuel ratios [23].

From the Table.8, it is noticed that the exhaust gas temperatures of preheated vegetable oil were higher than that of normal vegetable oil, which indicates the increase of diffused combustion [23] due to high rate of evaporation and improved mixing between fuel and air. Therefore, as the fuel temperature increased, the ignition delay decreased and the main combustion phase (that is, diffusion controlled combustion) increased [23] , which in turn raised the temperature of exhaust gases.

**Table 8: Data of EGT at peak load operation**

Injection Timing (° bTDC)	Test Fuel	Exhaust Gas Temperature at peak load operation ( degree Centigrade)											
		Conventional Engine (CE)						LHR Engine					
		Injector opening pressure (Bar)						Injector opening pressure (Bar)					
		190		230		270		190		230		270	
		NT	PT	NT	PT	NT	PT	NT	PT	NT	PT	NT	PT
27	DF	425	--	410	---	395	--	475		450		425	
	CSO	475	500	440	475	410	435	430	400	400	380	380	360
29	DF	--	--	--	--	--	--	450		425		400	
30	CSO	--	--	--	-	--	--	380	360	360	340	340	320
31	DF	375		400		425		--	--	--	--	--	--
32	CSO	400	420	380	400	360	400	--	--	--	--	--	--

It can be observed in Figure 5 that volumetric efficiency decreased with an increase of brake mean effective pressure in both versions of the engine with vegetable oil operation. This was due to increase of gas temperature [23] with the load. At the recommended injection timing, volumetric efficiency in the both versions of the engine with vegetable oil operation decreased at all loads when compared with conventional engine with pure diesel operation. Volumetric efficiency mainly depends on speed of the engine, valve area, valve lift, timing of the opening or closing of valves and residual gas fraction rather than on load variation. Hence with vegetable oil operation with conventional engine, volumetric efficiency decreased in comparison with pure diesel operation on conventional engine, as residual gas fraction increased. This was due to increase of deposits with vegetable oil operation with conventional engine. The reduction of volumetric efficiency with LHR engine was due increase of temperature of incoming charge in the hot environment created with the provision of insulation, causing reduction in the density and hence the quantity of air with LHR engine. Volumetric efficiency increased marginally in conventional engine and LHR engine at optimized injection timings when compared with recommended injection timing with vegetable oil. This was due to decrease of un-burnt fuel fraction in the cylinder leading to increase in volumetric efficiency in conventional engine and reduction of gas temperatures [23] with LHR engine. This was due to decrease of combustion chamber wall temperatures with improved air fuel ratios [23]

**International Journal of Innovative Research in Science,  
Engineering and Technology**

(An ISO 3297: 2007 Certified Organization)

Vol. 2, Issue 10, October 2013

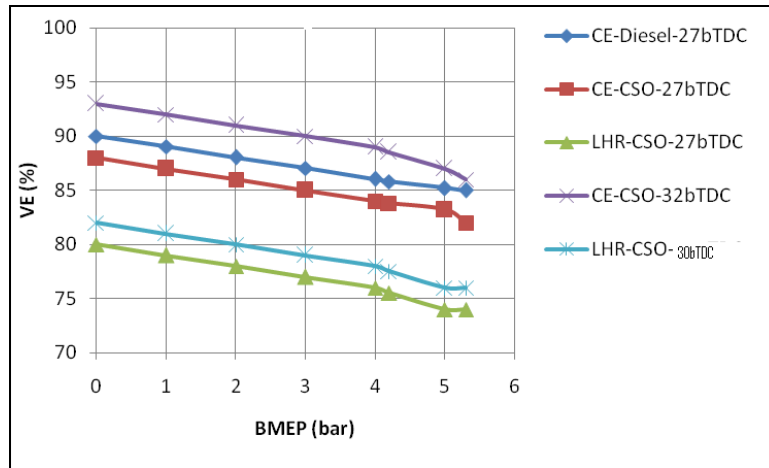


Fig.5 Variation of Volumetric Efficiency (VE) with Brake Mean Effective Pressure (BMEP) in Conventional Engine (CE) and LHR engine at an injector opening pressure of 190 bar with crude vegetable oil operation at recommended injection timing and optimized injection timing

From Table 9, volumetric efficiency increased with increase of injector opening pressure and with advanced injection timing in both versions of the engine with vegetable oil. This was also due to improved fuel spray characteristics and evaporation at higher injector opening pressures leading to marginal increase of volumetric efficiency. This was also due to the reduction of residual fraction of the fuel, with the increase of injector opening pressure. Increase of volumetric efficiency depends on combustion chamber wall temperature, which in turn depends on exhaust gas temperatures. With increase of injector opening pressure, exhaust gas temperatures decreased and hence volumetric efficiency increased.

Preheating of the crude vegetable oil marginally decreased volumetric efficiency, when compared with the normal temperature of crude vegetable oil, because of reduction of bulk modulus, density of the fuel and increase of exhaust gas temperatures.

Table.9 denotes that volumetric efficiency were lower (8% and 11%) with LHR engine with pure diesel operation at recommended and optimized injection timings respectively in comparison with conventional engine.

Volumetric efficiencies were lower (11% and 13%) with LHR engine with vegetable oil operation at recommended and optimized injection timings respectively in comparison with conventional engine.

Volumetric efficiencies were lower with LHR engine with vegetable oil operation than diesel operation. This was because of increase of exhaust gas temperatures and accumulation fuel deposits on combustion chamber walls.

**Table 9: Data of Volumetric efficiency at peak load operation**

Injection Timing (° bTDC)	Test Fuel	Volumetric Efficiency (%) at peak load operation											
		Conventional Engine (CE)						LHR Engine					
		Injector opening pressure (Bar)						Injector opening pressure (Bar)					
		190		230		270		190		230		270	
		NT	PT	NT	PT	NT	PT	NT	PT	NT	PT	NT	PT
27	DF	85		86		87		78		79		80	
	CSO	82	81	83	82	84	83	73	74	74	75	75	76
29	DF							80		81		82	
30	CSO	--	--	--	--	--	--	75	76	76	77	77	78
31	DF	89		88		87		-		-		-	
32	CSO	86	86	85	84	84	83	-	--	--	--	--	-

**International Journal of Innovative Research in Science,  
Engineering and Technology**

*(An ISO 3297: 2007 Certified Organization)*

**Vol. 2, Issue 10, October 2013**

Curves from Figure 6 indicate that that coolant load (CL) increased with increase of brake mean effective pressure in both versions of the engine with test fuels.

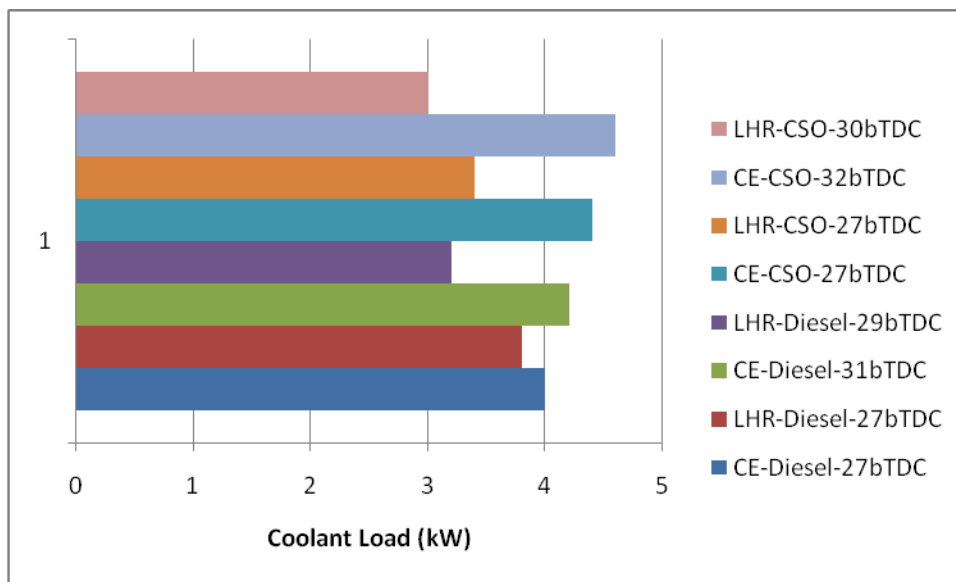


Fig.6 Bar charts showing the variation of Coolant Load (CL) in Conventional Engine (CE) and LHR engine at an injector opening pressure of 190 bar with crude vegetable oil operation at recommended injection timing and optimized injection timing

Coolant load increased with advanced injection timing with CE and decreased in LHR engine with vegetable oil operation. In case of conventional engine, un-burnt fuel concentration reduced with effective utilization of energy, released from the combustion, coolant load with vegetable oil operation increased marginally at all loads, with increase of gas temperatures, when the injection timing was advanced to the optimum value. However, the improvement in the performance of the conventional engine was due to heat addition at higher temperatures and rejection at lower temperatures, while the improvement in the efficiency of the LHR engine was due to recovery from coolant load at their respective optimum injection timings with test fuels. Coolant load decreased in LHR engine because of improved air fuel ratio with which gas temperatures [23] decreased.

Table 10 indicates that coolant load with LHR engine with pure diesel operation was lower (5% and 18%) at recommended and optimized injection timings respectively in comparison with conventional engine. This was due insulation provided with LHR engine.

Coolant load with LHR engine with biodiesel operation was lower (22% and 16%) at recommended and optimized injection timings respectively in comparison with conventional engine. This was due insulation provided with LHR engine.

Reduction of coolant load was higher with LHR engine with vegetable oil operation than diesel operation. This was because of higher value of gas temperatures with diesel operation as its calorific value is high.

it is seen that coolant load increased marginally in the conventional engine while it decreased in the LHR engine with increasing of the injector opening pressure with test fuels. This was due to the fact with increase of injector opening pressure with conventional engine, increased nominal fuel spray velocity resulting in better fuel-air mixing with which gas temperatures increased. The reduction of coolant load in the LHR engine was not only due to the provision of the insulation but also it was due to better fuel spray characteristics and increase of air-fuel ratios causing decrease of gas temperatures and hence the coolant load. . Coolant load decreased marginally with preheating of biodiesel. This was due to improved air fuel ratios [23] with improved spray characteristics.

**International Journal of Innovative Research in Science,  
Engineering and Technology**

(An ISO 3297: 2007 Certified Organization)

**Vol. 2, Issue 10, October 2013**

**Table 10 Data of Coolant Load at peak load operation**

Injection Timing (° bTDC)	Test Fuel	Data of Coolant Load ( kW) at peak load operation.											
		Conventional Engine (CE)						LHR Engine					
		Injector opening pressure (Bar)						Injector opening pressure (Bar)					
		190		230		270		190		230		270	
		NT	PT	NT	PT	NT	PT	NT	PT	NT	PT	NT	PT
27	DF	4.0	---	3.8	--	3.6	---	3.8	---	3.6	--	3.4	---
	CSO	4.4	4.2	4.0	3.8	3.8	3.6	3.4	3.2	3.2	3.0	3.0	2.8
29	DF							3.2			3.2		
30	CSO	--	--	--	--	--	-	3.0	2.8	2.8	2.6	2.6	2.4
31	DF	4.2		4.4		4.6							
32	CSO	4.6	4.4	4.8	4.6	5.0	4.8	--	--	--	--	--	-

Figure 7 indicates at recommended injection timing, sound intensities marginally increased in CE with vegetable oil operation in comparison with CE with pure diesel operation. Higher viscosity, bulk modulus, duration of combustion and poor volatility caused moderate combustion of vegetable oil leading to generate higher sound levels. LHR engine decreased sound intensity when compared with pure diesel operation on CE. This was because of hot environment in LHR engine improved the combustion of vegetable oil. This was also due to decrease of density and bulk modulus of fuel at higher temperatures leading to produce lower levels of sound with LHR engine. When injection timings were advanced to optimum, sound intensities decreased for both versions of the engine, due to early initiation of combustion and improved air fuel ratios [23].

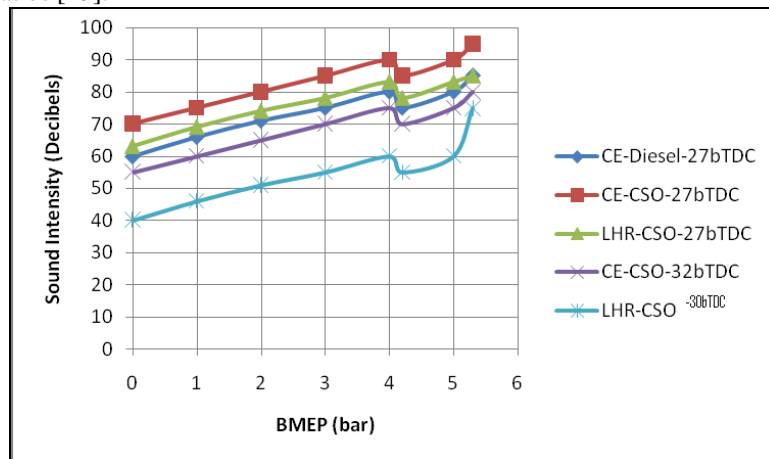


Fig.7 Variation of sound intensity with Brake Mean Effective Pressure (BMEP) in Conventional Engine (CE) and LHR engine at an injector opening pressure of 190 bar with crude vegetable oil operation at recommended injection timing and optimized injection timing

Table 11 denotes that the Sound intensity decreased with increase of injector opening pressure for both versions of the engine with the vegetable oil. This was because of improved combustion with increased air fuel ratios [23]. This was also due to simultaneous increase of bulk modulus and density. This was due to improved spray characteristic of the fuel, with which there was no impingement of the fuel on the walls of the combustion chamber leading to produce efficient combustion. Sound intensities were lower at preheated condition of vegetable oil when compared with their normal condition. This was due to improved spray characteristics, decrease of density and reduction of bulk modulus of the fuel.

**International Journal of Innovative Research in Science,  
Engineering and Technology**

(An ISO 3297: 2007 Certified Organization)

**Vol. 2, Issue 10, October 2013**

**Table 11: Data of sound intensity at peak load operation**

Injection Timing (° bTDC)	Test Fuel	Data of Sound Intensity (decibels) at peak load operation											
		Conventional Engine (CE)						LHR Engine					
		Injector opening pressure (Bar)						Injector opening pressure (Bar)					
		190		230		270		190		230		270	
		NT	PT	NT	PT	NT	PT	NT	PT	NT	PT	NT	PT
27	DF	85	--	80	--	95	--	90	--	85	--	80	--
	CSO	95	90	90	85	85	80	80	75	75	70	70	65
29	DF							80		75		70	
30	CSO	--	--	--	--	---	--	70	65	65	60	60	55
31	DF	75		80		85							
32	CSO	80	75	85	80	85	80	--	--	--	--	--	--

Table 11 indicates that sound intensity with LHR engine with pure diesel operation was marginally higher (6% and 6%) at recommended and optimized injection timings respectively in comparison with conventional engine. This was due deterioration in the combustion due to reduction of ignition delay. . Coolant load with LHR engine with vegetable oil operation was lower (16% and 13%) at recommended and optimized injection timings respectively in comparison with conventional engine. This was due improved combustion with improved air fuel ratios [23].

*B. Exhaust Emissions*

Figure 8 indicates that the value of smoke intensity increased from no load to full load in both versions of the engine with test fuels. During the first part, the smoke level was more or less constant, as there was always excess air present. However, in the higher load range there was an abrupt rise in smoke levels due to less available oxygen, causing the decrease of air-fuel ratio [18], leading to incomplete combustion, producing more soot density. Marginal increase of smoke levels at all loads with CE fuelled with vegetable oil was observed when compared with pure diesel operation on CE. This was due to the higher value of ratio of C/H vegetable oil [C=Number of carbon atoms, H= Number of hydrogen atoms in fuel composition  $C_{18}H_{32}O_2$ ], 0.56 when compared with pure diesel (0.45). The increase of smoke levels was also due to decrease of air-fuel ratios [23] and volumetric efficiency. Smoke levels were related to the density of the fuel. Smoke levels were higher with vegetable oil due to its high density.

However, LHR engine marginally decreased smoke levels due to efficient combustion and less amount of fuel accumulation on the hot combustion chamber walls of the LHR engine at different operating conditions of the vegetable oil compared with the CE. Smoke levels decreased at the respective optimum injection timing with both versions of the engine with vegetable oil. This was due to initiation of combustion at early period with both versions of the engine.

**International Journal of Innovative Research in Science,  
Engineering and Technology**

(An ISO 3297: 2007 Certified Organization)

**Vol. 2, Issue 10, October 2013**

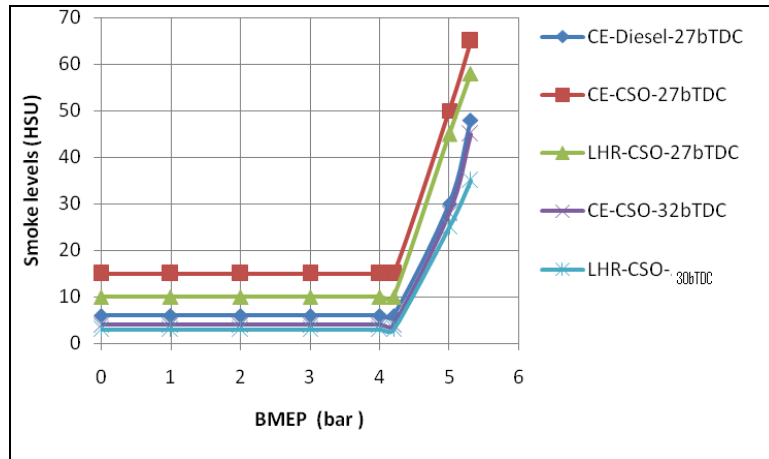


Fig.8 Variation of smoke levels in Hartridge smoke unit (HSU) with Brake Mean Effective Pressure (BMEP) in Conventional Engine (CE) and LHR engine at an injector opening pressure of 190 bar with crude vegetable oil operation at recommended injection timing and optimized injection timing

Data from Table 12 shows that smoke levels decreased with increase of injection timing and the injector opening pressure in both versions of the engine, with different operating conditions of the vegetable oil. This was due to improvement in the fuel spray characteristics with higher injector opening pressures and increase of air entrainment, at the advanced injection timings, causing lower smoke levels. Preheating of the vegetable oils decreased smoke levels in both versions of the engine, when compared with normal temperature of the vegetable oil. This was due to i) the reduction of density of the vegetable oil, as density was directly related to smoke levels, ii) the reduction of the diffusion combustion proportion in conventional engine with the preheated vegetable oil, iii) reduction of the viscosity of the vegetable oil, with which the fuel spray does not impinge on the combustion chamber walls of lower temperatures rather than it was directed into the combustion chamber.

Table 12 denotes that smoke levels with LHR engine with pure diesel operation were (15% and 50%) at recommended and optimized injection timings respectively in comparison with conventional engine. This was due fuel cracking at high temperatures because of insulated components.

Coolant load with LHR engine with vegetable oil operation was lower (23% and 33%) at recommended and optimized injection timings respectively in comparison with conventional engine. This was due improved combustion with improved air fuel ratios [23]. This showed that LHR engine was more suitable for vegetable oil operation as it improved thermal efficiency and reduced smoke levels.

**Table 12: Data of Smoke levels at peak load operation**

Injection timing (° bTDC)	Test Fuel	Smoke levels (Hartridge Smoke Unit, HSU) at peak load operation											
		CE						LHR Engine					
		Injector opening pressure (Bar)						Injector opening pressure (Bar)					
		190		230		270		190		230		270	
		NT	PT	NT	PT	NT	PT	NT	PT	NT	PT	NT	PT
27	DF	48	--	38	--	34	--	55	--	50	--	45	--
	CSO	65	60	60	55	55	50	50	45	45	40	40	35
29	DF	--	--	--	--	-	--	45	--	40	--	35	--
30	CSO	--	--	--	-	--	--	30	25	25	20	20	18
31	DF	30	--	35	--	40	--	--	--	--	--	--	--
32	CSO	45	40	50	45	48	43	--	--	--	--	--	--



## International Journal of Innovative Research in Science, Engineering and Technology

(An ISO 3297: 2007 Certified Organization)

**Vol. 2, Issue 10, October 2013**

Availability of oxygen and high temperatures are favorable conditions to form NO<sub>x</sub> levels. Figure 9 indicates for both versions of the engine, NO<sub>x</sub> concentrations raised steadily as the fuel/air ratio increased with increasing BP/BMEP, at constant injection timing. At part load, NO<sub>x</sub> concentrations were less in both versions of the engine. This was due to the availability of excess oxygen. At remaining loads, NO<sub>x</sub> concentrations steadily increased with the load in both versions of the engine. This was because, local NO<sub>x</sub> concentrations raised from the residual gas value following the start of combustion, to a peak at the point where the local burned gas equivalence ratio changed from lean to rich. At peak load, with higher peak pressures, and hence temperatures, and larger regions of close-to-stoichiometric burned gas, NO<sub>x</sub> levels increased in both versions of the engine. Thus NO<sub>x</sub> emissions should be roughly proportional to the mass of fuel injected (provided burned gas pressures and temperature do not change greatly).

It is noticed that NO<sub>x</sub> levels were lower in CE while they were higher in LHR engine at different operating conditions of the vegetable oil at the peak load when compared with diesel operation. This was due to lower heat release rate because of high duration of combustion causing lower gas temperatures [32] with the vegetable oil operation on CE, which reduced NO<sub>x</sub> levels. The production of more NO<sub>x</sub> with vegetable oil in LHR engine is also attributable to an inadvertent advance of fuel injection timing due to higher bulk modulus of compressibility, with the in-line fuel injection system [32]. Vegetable oil is less compressible due to the higher bulk modulus, causing nozzle opening pressure to be exceeded prematurely. This earlier injection leading to advancement in combustion timing in which stronger premixed combustion phase follows. This in turn increases the peak in-cylinder temperature, which increases the rate of NO<sub>x</sub> formation in LHR engine. Increase of combustion temperatures with the faster combustion and improved heat release rates [23] associated with the availability of oxygen in LHR engine caused higher NO<sub>x</sub> levels

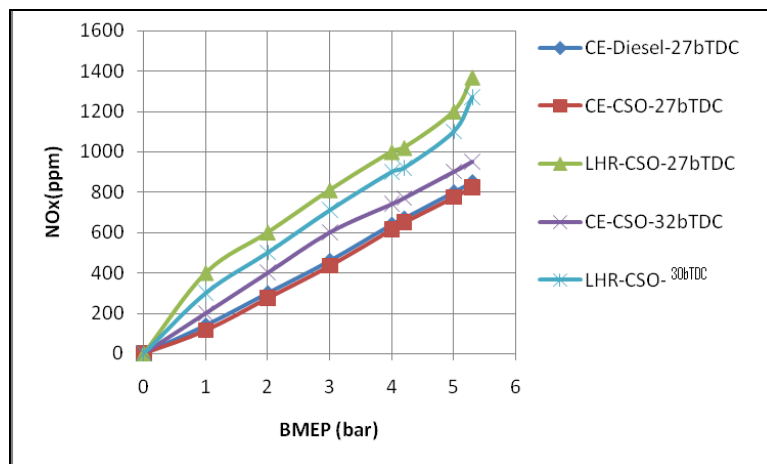


Fig.9 Variation of NO<sub>x</sub> levels with BMEP in CE and LHR engine at an injector opening pressure of 190 bar with crude vegetable oil operation at recommended injection timing and optimized injection timing

The data in Table 13 shows that, NO<sub>x</sub> levels increased with the advancing of the injection timing in conventional engine with different operating conditions of vegetable oil. Residence time and availability of oxygen had increased, when the injection timing was advanced with vegetable oil which caused higher NO<sub>x</sub> levels in conventional engine. This was due to higher value of bulk modulus of the vegetable oil, which cause changes in injection timing (advanced injection timing) giving rise to higher NO<sub>x</sub> levels. However, NO<sub>x</sub> levels decreased marginally with increase of injection timing with in LHR engine at different operating conditions of vegetable oil. This was due to decrease of gas temperatures [23] with the increase of air-fuel ratios [23].

NO<sub>x</sub> levels increased with increase of injector opening pressure with different operating conditions of vegetable oil. With the increase of injector opening pressure, fuel droplets penetrate and find oxygen counterpart easily. Turbulence of the fuel spray increased the spread of the droplets which caused increase of gas temperatures [23] marginally thus

## International Journal of Innovative Research in Science, Engineering and Technology

(An ISO 3297: 2007 Certified Organization)

**Vol. 2, Issue 10, October 2013**

leading to decrease in NO<sub>x</sub> levels. Marginal decrease of NO<sub>x</sub> levels was observed in LHR engine, due to decrease of combustion temperatures [23] with improved air fuel ratios [23].

The fuel spray properties may be altered due to differences in viscosity and surface tension. The spray properties affected may include droplet size, droplet momentum, degree of mixing, penetration, and evaporation. The change in any of these properties may lead to different relative duration of premixed and diffusive combustion regimes. Since the two burning processes (premixed and diffused) have different emission formation characteristics [32], the change in spray properties due to preheating of the vegetable oil were lead to reduction in NO<sub>x</sub> formation. As fuel temperature increased, there was an improvement in the ignition quality, which caused shortening of ignition delay. A short ignition delay period lowered the peak combustion temperature [32] which suppressed NO<sub>x</sub> formation. Lower levels of NO<sub>x</sub> was also attributed to retarded injection, improved evaporation, and well mixing of preheated vegetable oil due to its low viscosity at preheated temperature of 95°C. Hence lower levels of NO<sub>x</sub> were observed with preheated vegetable oil in comparison with normal vegetable oil.

Table 13 denotes that NO<sub>x</sub> levels with LHR engine with pure diesel operation were higher (41% and 5%) at recommended and optimized injection timings respectively in comparison with conventional engine. This was increase of gas temperatures because of insulated components.

NO<sub>x</sub> levels were higher with LHR engine (75% and 42%) at recommended and optimum injection timing when compared with CE with vegetable oil operation.

The reason with lower value of NO<sub>x</sub> levels with pure diesel operation was its fuel composition.

**Table 13: Data of NO<sub>x</sub> levels at peak load operation**

Injection timing (° bTDC)	Test Fuel	NO <sub>x</sub> levels (ppm) at peak load operation											
		CE						LHR Engine					
		Injector opening pressure (Bar)						Injector opening pressure (Bar)					
		190		230		270		190		230		270	
		NT	PT	NT	PT	NT	PT	NT	PT	NT	PT	NT	PT
27	DF	850	--	800	--	750	--	1200	--	1150	--	1100	--
	CSO	825	775	900	850	975	925	1450	1400	1400	1350	1350	1300
29	DF							1150		1100		1050	
30	CSO	--	--	--	--	-	--	1350	1300	1300	1250	1250	1200
31	DF	1100		1150	--	1200	--	--	--	--	--	--	--
32	CSO	950	900	1000	950	1050	1000	--	--	--	--	--	--

### C. Combustion Characteristics

From Table 14, it is observed that peak pressures were compatible in conventional engine while they were higher in LHR engine at the recommended injection timing and pressure with vegetable oil operation, when compared with pure diesel operation on conventional engine. This was due to higher value of bulk modulus of the vegetable oil.

PP was slightly higher than that of diesel fuel in LHR engine, even though the CV was lower with vegetable oil. The vegetable oil advanced the peak pressure position as compared to fossil diesel because of its higher bulk modulus and compatible cetane number. This shift was mainly due to advancement of injection due to higher density or bulk modulus [32] and earlier combustion due to shorter ignition delay caused by higher cetane number of vegetable oil in the hot environment provided by LHR engine. When, a high density (or high bulk modulus) fuel was injected, the pressure wave traveled faster from pump end to nozzle end, through a high pressure in-line tube. This caused early lift of needle in the nozzle, causing advanced injection [32]. Hence, the combustion took place very close to TDC and the peak pressure slightly high due to existence of smaller cylinder volume near TDC. But in case of conventional engine, combustion was not proper with high viscous fuel like vegetable oil and hence PP were always lower than those of diesel fuel.

The advantage of using LHR engine for vegetable oil was obvious as it could burn low cetane and high viscous fuels.

## International Journal of Innovative Research in Science, Engineering and Technology

(An ISO 3297: 2007 Certified Organization)

**Vol. 2, Issue 10, October 2013**

Preheated vegetable oil registered marginally lower value of PP than normal vegetable oil. This was due to reduction of ignition delay and bulk modulus of the fuel.

Peak pressures increased with the increase of injector opening pressure and with the advancing of the injection timing in both versions of the engine, with the test fuels. Higher injector opening pressure produced smaller fuel particles with low surface to volume ratio, giving rise to higher value of peak pressure.

With the advancing of the injection timing to the optimum value with the conventional engine, more amount of the fuel accumulated in the combustion chamber due to increase of ignition delay as the fuel spray found the air at lower pressure and temperature in the combustion chamber. When the fuel- air mixture burns, it produced more combustion temperatures and pressures due to increase of the mass of the fuel.

With LHR engine, peak pressures increases due to effective utilization of the charge with the advancing of the injection timing to the optimum value. It is observed that, peak pressure was higher and time of occurrence of peak pressure (TOPP) was lower with vegetable oil operation even though vegetable oil has lower calorific value than that of diesel, as vegetable oil has higher bulk modulus and compatible cetane number.

The value of TOPP decreased with the advancing of the injection timing and with increase of injector opening pressure in both versions of the engine, at different operating conditions of the vegetable oil. TOPP was found to be higher with different operating conditions of the vegetable oil in conventional engine, when compared with pure diesel operation on conventional engine.

**Table 14: Data of PP, MRPR and TOPP at peak load operation**

Injection timing (°bTDC) / Test fuel	Engine version	PP (bar)				MRPR (Bar/deg)				TOPP (Deg)			
		Injector opening pressure (Bar)				Injector opening pressure (Bar)				Injector opening pressure (Bar)			
		190		270		190		270		190		270	
		NT	PT	NT	PT	NT	PT	NT	PT	NT	PT	NT	PT
27/Diesel	CE	50.4	--	53.5	---	3.1	---	3.4	--	9	-	8	--
	LHR	48.1	--	53.0	--	2.9	--	3.1	--	10	--	9	--
27/CSO	CE	49.8	50.6	52.5	53.5	3.2	3.3	3.4	3.5	10	9	10	9
	LHR	52.8	53.8	55.3	56.4	3.4	3.5	3.6	3.7	9	8	9	8
29/Diesel	LHR	58.5		62.7		3.3		3.5		9		9	
30/CSO	LHR	63.4	64.4	66.3	67.8	3.6	3.7	3.7	3.8	10	9	10	9
31/Diesel	CE	62.5		61.2		3.5		3.6		9		9	
32/CSO	CE	54.7	55.6	56.6	57.6	3.4	3.5	3.5	3.6	11	10	11	10

Preheating of the vegetable oil showed lower TOPP, compared with vegetable oil at normal temperature. This once again confirmed by observing the lower TOPP and higher peak pressure (PP), the performance of the both versions of the engine improved with the preheated vegetable oil form compared with the normal vegetable oil.

Maximum rate of pressure rise (MRPR) showed similar trends as those of peak pressure in both versions of the engine at different operating conditions of the vegetable oil. This trend of increase of MRPR indicated improved and faster energy substitution and utilization by vegetable oil in LHR engine, which could replace 100% diesel fuel. However, these combustion characters were within the limits (the engine was not subjected to knocking) hence the vegetable oil can be effectively substituted for diesel fuel.

# International Journal of Innovative Research in Science, Engineering and Technology

(An ISO 3297: 2007 Certified Organization)

Vol. 2, Issue 10, October 2013

## IV. CONCLUSIONS

Relatively, peak BTE increased by 11%, at peak load operation-brake specific energy consumption decreased by 4%, exhaust gas temperature compatible, volumetric efficiency decreased by 11%, coolant load decreased by 20%, sound intensity decreased by 12%, smoke levels decreased by 27% and NO<sub>x</sub> levels increased by 49% with vegetable oil operation on LHR engine at its optimum injection timing, when compared with pure diesel operation on conventional engine at manufacturer's recommended injection timing.

## V. RESEARCH FINDINGS

LHR engine with ceramic coated cylinder head improved the performance with crude cotton seed in comparison with CE with pure diesel operation. However, it increased NO<sub>x</sub> levels drastically Hence further work on reduction of NO<sub>x</sub> levels is necessary.

## ACKNOWLEDGMENTS

Authors thank authorities of Chaitanya Bharathi Institute of Technology, Hyderabad for providing facilities for carrying out research work. Financial assistance provided by All India Council for Technical Education (AICTE), New Delhi, is greatly acknowledged.

## REFERENCES

- [1] Cummins, C. Lyle, Jr. (1993). *Diesel's Engine, Volume 1: From Conception To 1918*. Wilsonville, OR, USA: Carnot Press. [ISBN 978-0-917308-03-1](#).
- [2] Deepak Agarwal, Lokesh Kumar and Avinash Kumar Agarwal. "Performance evaluation of a vegetable oil fuelled compression ignition engine". *Renewable Energy*, vol.33(6), pp.1147–1156, 2008
- [3] Devan, P.K. and Mahalakshmi, N.V. "Performance, emission and combustion characteristics of poon oil and its blends in a DI diesel engine". *Fuel*, vol.88, pp.861-870, 2009.
- [4] Acharya, S.K., Swain,R.K. and Mohanti, M.K. "The use of rice bran oil as a fuel for a small horse-power diesel engine. *Energy Sources*", Part A: Recovery, Utilization, and Environmental Effects, vol.33 (1), pp.80-88, 2009.
- [5] Venkanna, B.K., Venkataramana Reddy,C., Swati B. and Wadawadagi, "Performance, emission and combustion characteristics of direct injection diesel engine running on rice bran oil / diesel fuel blend", *International Journal of Chemical and Biological Engineering*, ISSN: 1934- 6344, vol. 2(3), pp.131-137, 2009.
- [6] Canaker, M., Ozsezen, A.N. and Turkcan, A. "Combustion analysis of preheated crude sunflower oil in an IDI diesel engine", *Biomass Bio-energy*, vol.33, 760-770, 2009.
- [7] Venkanna, B.K. and Venkatarama Reddy,C, "Performance, emission and combustion characteristics of DI diesel engine running on blends of honne oil/diesel fuel/kerosene," *International Journal of Agriculture and Biology Engineering*, vol.4 (3), pp.1-10, 2009.
- [8] Misra, R.D., Murthy, M.S, "Straight vegetable oils usage in a compression ignition engine—A review", *Renewable and Sustainable Energy Reviews*, ISSN: 1364-0321, vol.14, pp.3005–3013, 2010.
- [9] Bari, S., Lim, T.H.,Yu, C.W.(2002).Effect of preheating of crude palm oil on injection system, performance and emission of a diesel engine. *Renewable Energy*, 27(3), 339-351.
- [10] Senthil Kumar, M., Kerihuel, A., Bellettre, J. and Tazerout, M. (2005). Experimental investigations on the use of preheated animal fat as fuel in a compression ignition engine. *Renewable Energy*, ISSN: 0960-1481, 30,2314-2323.
- [11] Agarwal, D., Agarwal, A.K. (2007).Performance and emissions characteristics of jatropa oil (preheated and blends) in a direct injection compression ignition engine. *Int. J. Applied Thermal Engineering*, 27, 2314-23.
- [12] Hanbey Hazar and Huseyin Aydin. (2010). Performance and emission evaluation of a CI engine fueled with preheated raw rapeseed oil (RRO)-diesel blends. *Applied Energy*, , ISSN: 0306-2619, 87, 786-790.
- [13] Celikten, I. (2003). An experimental investigation of the effect of the injection pressure on the engine performance and exhaust emission in indirect injection diesel engines. *Applied Thermal Engineering*, 23, 2051–2060.
- [14] Cingur, Y., & Altiparmak, D. (2003). Effect of cetane number and injection pressure on a DI diesel engine performance and emissions. *Energy Conversion and Management*, 44, 389–397.
- [15] Hountalas, D.T., Kouremenos, D.A., Binder, K.B., Schwarz, V., & Mavropoulos, G.C. (2003). Effect of injection pressure on the performance and exhaust emissions of a heavy duty DI diesel engine, SAE Technical Paper No. 2003-01-0340. Warrendale, PA.
- [16] Heywood, J.B. (1988). *Fundamentals of Internal Combustion Engines*. Tata McGraw Hills, New York.
- [17] Parlak, A., Yasar, H., Idogan O. "The effect of thermal barrier coating on a turbocharged Diesel engine performance and exergy potential of the exhaust gas", *Energy Conversion and Management*, ISSN: 0196-8904, vol.46 (3), pp.489–499, 2005.
- [18] Ekrem, B., Tahsin, E., Muhammet, C. "Effects of thermal barrier coating on gas emissions and performance of a LHR engine with different injection timings and valve adjustments", *Journal of Energy Conversion and Management*, ISSN: 0196-8904, vol.47, pp.1298-

**International Journal of Innovative Research in Science,  
Engineering and Technology**

*(An ISO 3297: 2007 Certified Organization)*

**Vol. 2, Issue 10, October 2013**

- 1310, 2006.
- [19] Ciniviz, M., Hasimoglu, C., Sahin, F., Salman, M. S. "Impact of thermal barrier coating application on the performance and emissions of a turbocharged diesel engine", Proceedings of The Institution of Mechanical Engineers Part D-Journal of Automobile Eng, 222 (D12), ISSN: 0954-4070, pp.2447-2455, 2008.
- [20] Murali Krishna, M.V.S., Chowdary, R.P., Reddy, T.K.K and Murthy,P.V.K, "Performance evaluation of waste fried vegetable oil in la low grade low heat rejection diesel engine", International Journal of Research in Mechanical Engineering and Technology, ISSN : 2249-5770, vol.2(2), pp.35-43, 2012.
- [21] Kesava Reddy, Ch., Murali Krishna, M.V.S., Murthy, P.V.K. and Ratna Reddy,T. "Performance evaluation of a low grade low heat rejection diesel engine with crude jatropa oil", International Scholarly Research Network (ISRN) Renewable Energy (USA), ISSN: 2090-7451, Article ID 489605, pp.1-10, 2012.
- [22] Ratna Reddy, T., Murali Krishna, M.V.S, Kesava Reddy, Ch. and Murthy, P.V.K, "Comparative performance of ceramic coated diesel engine with Mohr oil in crude and biodiesel form", International Journal of Engineering and Advanced Technology, (CSIR), ISSN: 2249-8958, vol.2 (3), pp.588-596, 2012.
- [23] Murali Krishna, M.V.S. "Performance evaluation of low heat rejection diesel engine with alternate fuels", PhD Thesis, J. N. T. University, Hyderabad, 2004.
- [24] Murali Krishna, M.V.S., Durga Prasada Rao, N., Anjeneya Prasad, A. and Murthy, P.V.K. "Improving of emissions and performance of rice brawn oil in medium grade low heat rejection diesel engine", International Journal of Renewable Energy Research, ISSN: 1309- 0127 (Turkey), vol.3 (1), pp.98-108, 2013.
- [25] Janardhan, N., Murali Krishna, M.V.S., Ushasri, P. and Murthy, P.V.K. "Comparative performance, emissions and combustion characteristics of jatropa oil in crude form and biodiesel form in a medium grade low heat rejection diesel engine", International Journal of Soft Computing and Engineering, International Journal of Innovative Technology and Exploring Engineering, ISSN: 2278-3075, vol.2 (5), pp.5-15, 2013.
- [26] Krishna Murthy, P.V. "Studies on biodiesel with low heat rejection diesel engine", PhD Thesis, J. N. T. University, Hyderabad, 2010.
- [27] Chowdary, R.P., Murali Krishna, M.V.S., Reddy, T.K.K and Murthy,P.V.K. "Performance evaluation of a high grade low heat rejection diesel engine with waste fried vegetable oil", International Journal of Scientific & Technology, ISSN: 2049-3444, vol.2(3), March, pp.440-450, 2012.
- [28] Kesava Reddy,Ch.,Murali Krishna,M.V.S.,Murthy, P.V.K. and Ratna Reddy, T. "Performance evaluation of a high grade low heat rejection diesel engine with crude pongamia oil", International Journal of Engineering Research and Applications, ISSN: 2248-9622, vol.2 (5), pp.1505-1516, 2012.
- [29] Ratna Reddy, T., Murali Krishna, M.V.S., Kesava Reddy, Ch. and Murthy, P.V.K. "Studies on performance of ceramic coated diesel engine fuelled with crude Mohr oil", International Journal of Engineering Sciences, ISSN: 2306-6474, ( Kenya), vol.2 (4), pp.119-129, 2013.
- [30] Murali Krishna, M.V.S., Durga Prasada Rao, N., Anjeneya Prasad, B. and Murthy, P.V.K. "Improving of emissions and performance of rice brawn oil in medium grade low heat rejection diesel engine", International Journal of Renewable Energy Research, ISSN: 1309- 0127 (Turkey), vol.3 (1), pp.98-108, 2013.
- [31] Janardhan, N., Murali Krishna, M.V.S., Ushasri, P. and Murthy, P.V.K. "Comparative performance, emissions and combustion characteristics of jatropa oil in crude form and biodiesel form in a medium grade low heat rejection diesel engine", International Journal of Soft Computing and Engineering, International Journal of Innovative Technology and Exploring Engineering, ISSN: 2278-3075, vol.2 (5), pp.5-15, 2013.
- [32]. Rao, P.V. (2011). Effect of properties of Karanja methyl ester on combustion and NOx emissions of a diesel engine. Journal of Petroleum Technology and Alternative Fuels Vol. 2(5), 63-75.